

**STATE OF NEW YORK
PUBLIC SERVICE COMMISSION**

**Proceeding on Motion of the Commission
as to the Rates, Charges, Rules and Regulations
of Niagara Mohawk Power Corporation
d/b/a National Grid**

CASE 12-E-0201

**Proceeding on Motion of the Commission
as to the Rates, Charges, Rules and Regulations
of Niagara Mohawk Power Corporation
d/b/a National Grid**

CASE 12-G-0202

TESTIMONY OF WILLIAM D. YATES, CPA

FOR

PUBLIC UTILITY LAW PROJECT OF NEW YORK, INC.

[UNREDACTED VERSION]

Dated: August 31, 2012

1 **Q. PLEASE STATE YOUR NAME, ADDRESS, AND IDENTIFY FOR WHOM YOU**
2 **ARE PRESENTING TESTIMONY IN THIS PROCEEDING.**

3 **A.** My name is William D. Yates, and my office address is at Public Utility Law Project of
4 New York, Inc., P.O. Box 10787, Albany, NY 12201. I am presenting testimony in this
5 proceeding for the Public Utility Law Project of New York, Inc.

6 **Q. PLEASE DESCRIBE THE PUBLIC UTILITY LAW PROJECT OF NEW YORK,**
7 **INC. AND YOUR RELATIONSHIP TO THE ORGANIZATION.**

8 **A.** The Public Utility Law Project of New York, Inc., (“PULP”) is a New York not for profit
9 corporation. PULP was formed in 1981 to promote and defend the legal rights of utility
10 consumers, *inter alia*, by educating the public about rates for utility service, conducting
11 research on the legal rights of utility consumers, and litigation in the public interest with a
12 primary emphasis on the rights of low income utility consumers. I have been employed
13 by PULP in various capacities since July 1990. Currently, I oversee PULP's accounting
14 and financial systems, and I provide financial analysis and technical assistance in support
15 of PULP’s advocacy on behalf of residential utility and energy consumers.

16 **Q. WHAT IS YOUR EDUCATIONAL BACKGROUND, YOUR PROFESSIONAL**
17 **QUALIFICATIONS, AND YOUR EMPLOYMENT HISTORY?**

18 **A.** I am a graduate of Colgate University (B.A.) and a graduate of the New York University
19 Stern School of Business Administration (M.S. in Accounting). I am a Certified Public
20 Accountant (CPA), licensed to practice in New York State, and I am a member of the
21 American Institute of Certified Public Accountants (AICPA). I am familiar with software
22 applications and in the course of my work I write custom computer applications using

1 various languages. After completing my graduate work, I worked for several years in New
2 York City for a major accounting firm, Deloitte & Touche. After relocating to the
3 Albany area, in addition to my work for PULP, I have also worked as an independent
4 consultant to a variety of enterprises.

5 **Q. WHAT IS THE GENERAL PURPOSE FOR YOUR TESTIMONY?**

6 **A.** I am testifying regarding the utility bills of Niagara Mohawk’s customers who enter into
7 contracts for “commodity” (or “supply”) from energy services companies (“ESCOs”), in
8 contrast to what they would pay for full service from Niagara Mohawk. The evidence
9 available indicates that ESCO service is not providing a means for significant numbers of
10 customers to achieve significant utility bill savings. ESCO service is not making utility
11 bills more affordable, and is actually increasing utility bills for many of Niagara
12 Mohawk’s low-income customers. This indicates the need for Niagara Mohawk to
13 provide more information and better tools to enable its customers to assess the risks and
14 very limited or possibly nonexistent financial rewards that follow from signing ESCO
15 contracts. It also indicates a need for Niagara Mohawk to focus on other means to address
16 the affordability issues and to improve its low-income programs, as proposed by PULP
17 witness Barbara R. Alexander.

18 **Q. IS RELIABLE INFORMATION COMPARING ESCO COSTS WITH THOSE OF**
19 **TRADITIONAL UTILITY SERVICE FROM NIAGARA MOHAWK READILY**
20 **AVAILABLE TO CONSUMERS?**

21 **A.** The New York State Public Service Commission (“PSC” or “Commission”) at its website
22 advises the public that “[i]n a competitive market, electricity prices should be lower than

1 they would be under government regulation.... You as a consumer, and the state as a
2 whole, will benefit.... You could save money by shopping for lower cost power from an
3 ESCO. It is important to compare the prices offered by any supplier who sells electricity
4 and to know what you are signing up for.” *Energy Choices - The Facts from the PSC*
5 available at <http://www.dps.ny.gov/energychoices.htm> (Accessed August 31, 2012).

6 There is no reliable public information available of which I am aware to make the price
7 comparison urged by the Commission. The Commission does require ESCOs to report
8 their prices once a month, but intra-month changes need not be reported.¹ Comparing bills
9 which include ESCO charges with what Niagara Mohawk’s charges would be for full
10 service is not easy. I am not aware of any report or study addressing the factual question
11 whether Niagara Mohawk’s residential utility customers who switch to ESCOs actually
12 save money over time on charges for supply service.

13 **Q. PLEASE DESCRIBE THE INFORMATION PULP REQUESTED FROM NIAGARA**
14 **MOHAWK REGARDING ITS COMPARISON OF BILLS FOR CUSTOMERS WITH**
15 **ESCO SERVICE WITH BILLS FOR CUSTOMERS RECEIVING TRADITIONAL**
16 **BUNDLED NIAGARA SERVICE**

17 **A.** Niagara Mohawk initially was asked by PULP, in its Information Request 91 (“PULP IR-
18 91”), to provide "any internal analysis of whether residential customers receiving
19 commodity service from ESCOs whose charges are billed by Niagara Mohawk paid more

¹ "ESCOs may also continue to make offers to consumers at prices other than those reported.... Moreover, because reporting is limited to the price snapshots, ESCOs may promptly revise their offers after the snapshots are submitted...." Case 06-M-0647, et. al, *In the Matter of Energy Service Company Price Reporting Requirements, Order Adopting ESCO Price Reporting Requirement and Enforcement Mechanisms* (issued November 8, 2006).

1 or less than full (bundled) service customers for their electric or gas service for 2008
2 through 2011 and monthly for 2012 to date." In its IR-92, PULP asked a similar question:
3 whether Niagara Mohawk had analyzed whether its *low-income* customers who subscribe
4 to ESCO service paid more or less than they would have paid had they not switched from
5 Niagara Mohawk to an ESCO for supply service. Niagara Mohawk responded to PULP
6 IRs-91 and 92 with a report which showed the differences between Niagara Mohawk's
7 bills to customers who had bought supply from ESCOs and what their charges would have
8 been had the customer not switched to the ESCO, for two months: July and December
9 2011. That Responses showed, *inter alia*, for each ESCO, the "delta" (the difference,
10 positive or negative) by which the ESCO customers owed less or more to Niagara
11 Mohawk in comparison to what their bills would have been had they received full service
12 from the utility. More than a two-month sample of bill comparisons was needed, because,
13 as stated by Niagara Mohawk, "looking at single points in time cannot provide a
14 complete answer to the question of whether customers are paying more or less from taking
15 service from an ESCO. For a complete study, the period of time would need to reflect
16 multiple cycles and consider the terms of individual ESCo contracts with customers."
17 *Niagara Mohawk Response to PULP IR-91*. PULP then requested the most recent 24-
18 month history of the same type of data already provided for July and December 2011, in
19 PULP IR-107. The Retail Energy Supply Association ("RESA") then moved to bar
20 discovery of the data requested in PULP IR-91 and 107, arguing it is a trade secret and is
21 not relevant. The Administrative Law Judges ("ALJs") ruled it is relevant, and Niagara
22 Mohawk produced the two years' historical data in response to PULP IR-107 subject to a

1 confidentiality order, pending a later ruling on the confidentiality issue. The data
2 contained in the Response of Niagara Mohawk to PULP IR-107 is attached as Exhibit A.²

3
4 **Q. DOES THE INFORMATION PROVIDE DESCRIBE THE UTILITY BILLS OF ALL OF**
5 **NIAGARA MOHAWK'S RESIDENTIAL ESCO CUSTOMERS?**

6 It appears to be quite comprehensive. In PULP IR-90, PULP asked Niagara Mohawk
7 what percentage of its ESCO customers received separate bills from ESCOs and what
8 percentage received bills from Niagara Mohawk. Niagara Mohawk responded that

9 Based on the May 2012 Electric Migration Report, 99% (257,046) of Residential
10 Customers in NMPC are under the One Bill Purchase of Receivables Program.
11 Residential customers whose bills are sent separately by the ESCO are less than
12 1% (1,839) of total Residential Customers in Niagara Mohawk.

13
14 Based on the August 2012 Gas Migration Report, 99% (130,901) of Residential
15 Customers in NMPC are under the One Bill POR Program. Residential customers
16 whose bills are sent separately by the ESCO are less than 1% (1,240) of total
17 Residential Customers in Niagara Mohawk.

18
19
20 **Q. BASED ON THE INFORMATION CAN YOU DRAW A FIRM**
21 **CONCLUSION THAT ESCO SERVICE HAS NOT PROVIDED BILL**
22 **REDUCTIONS FOR NIAGARA MOHAWKS ESCO CUSTOMERS?**

23 **A.** To the extent that the data provided, which encompasses 24 consecutive months
24 (two years) of billing, is typical of any 2-year period of billing for the population
25 of Niagara Mohawk's ESCO customers, it is my firm conclusion that ESCO
26 service has not provided bill reductions for ESCO customers. In fact, the opposite

² This testimony and the exhibits to it are being filed confidentially, pending the decision on whether they will be made part of the public record of this proceeding.

1 is true: for both types of customers (low-income and regular), for both types of
2 service (electricity and gas), each and every total and average cost/savings metric
3 showed a disproportionately high extra cost associated with choosing ESCO
4 supply.

5 **Q. MORE SPECIFICALLY, WHAT DOES THE DATA PROVIDED BY**
6 **NIAGARA MOHAWK IN ITS RESPONSE TO PULP IR-107 REVEAL?**

7 **A.** The data attached to my testimony, received in response to PULP IR-107, shows:

8 For the 24 months August 2010 through July 2012, the data shows that
9 nearly all bills, 84.3% for electricity and 92.1% for gas, were higher for
10 those customers who had switched to ESCO service. Only 15.7% of
11 electricity bills and 7.9% of gas bills were lower.

12
13 For low-income customers, 91.5% of electricity bills and 93.4% of gas bills
14 were higher for those customers who had switched to ESCO service. Only
15 8.5% of electricity bills and 6.6% of gas bills were lower.

16
17 For regular (i.e., non low-income customers), 83.2% of electricity bills and
18 91.8% of gas bills were higher for those customers who had switched to
19 ESCO service. Only 16.8% of electricity bills and 8.2% of gas bills were
20 lower.

1 The data also shows that the net extra cost incurred by ESCO customers
2 over what they would be charged by Niagara Mohawk was \$101,775,321
3 for electricity and \$27,375,032 for gas. An estimated 207,842 customers
4 (84.3%) paid \$103,711,214 more for ESCO electricity service while an
5 estimated 107,225 customers (92.1%) paid \$27,931,488 more for ESCO
6 gas service.³

7
8 Only 38,579 of the total estimated 246,420 ESCO electricity customers
9 (15.7%) paid less using ESCO service (their total savings was \$1,935,893).
10 Only 9,249 of the total estimated 116,474 ESCO gas customers (7.9%) paid
11 less using ESCO service (their total savings was \$556,456).

12
13 For low-income ESCO customers, the net extra cost incurred over what
14 they would be charged by Niagara Mohawk was \$13,331,134 for electricity
15 and \$5,819,450 for gas. 30,195 (91.5%) of a total estimated 33,015 low-
16 income electricity customers paid \$13,442,926 more for ESCO service,
17 while 19,473 (93.4%) of a total estimated 20,840 low-income gas
18 customers paid \$5,905,789 more for ESCO service. Only 2,820 (8.5%) of
19 ESCO low-income electricity customers paid less using ESCO service
20 (their total savings was \$111,791). Only 1,367 (6.6%) of ESCO low-

³ Estimated customers are defined as follows: Estimated electricity customers = number of electricity bills from August, 2010 – July, 2012 divided by 24; Estimated gas customers = number of gas bills from August, 2010 – July, 2012 divided by 24.

1 income gas customers paid less using ESCO service (their total savings
2 was \$86,339).

3
4 For regular ESCO customers, the net extra cost incurred over what they
5 would be charged by Niagara Mohawk was \$88,444,187 for electricity and
6 \$21,555,582 for gas. 177,647 (83.2%) of a total estimated 213,406 regular
7 electricity customers paid \$90,268,288 more for ESCO service, while
8 87,752 (91.8%) of a total estimated 95,634 regular gas customers paid
9 \$22,025,699 more for ESCO service.

10
11 Only 35,759 (16.8%) of ESCO regular electricity customers paid less using
12 ESCO service (their total savings was \$1,824,101). Only 7,882 (8.2%) of
13 ESCO regular gas customers paid less using ESCO service (their total
14 savings was \$470,117).

15
16 The data also shows that, of the ESCO customers who had higher bills,
17 over 24 months the cumulative net average cost above what their bills
18 would have been had they not switched to ESCO service was \$413.02 for
19 electricity and \$235.03 for gas. Of those who experienced higher bills,
20 their average extra cost was \$498.99 for electricity and \$260.49 for gas.
21 Those with lower bills saved an average of \$50.18 for electricity and
22 \$60.16 for gas.

1
2
3
4
5
6
7
8
9
10
11
12
13
14
15
16
17
18
19
20
21
22

For low-income ESCO customers who had higher bills, over 24 months the cumulative net average cost above what their bills would have been had they not switched to ESCO service was \$403.79 for electricity and \$279.25 for gas. Of those who experienced higher bills, their average extra cost was \$445.21 for electricity and \$303.29 for gas. Those with lower bills saved an average of \$39.64 for electricity and \$63.16 for gas.

For regular ESCO customers who had higher bills, over 24 months the cumulative the net average cost above what their bills would have been had they not switched to ESCO service was \$414.44 for electricity and \$225.40 for gas. Of those who experienced higher bills, their average extra cost was \$508.13 for electricity and \$251.00 for gas. Those with lower bills saved an average of \$51.01 for electricity and \$59.64 for gas.

I prepared several charts and a summary table to illustrate the data provided in Niagara Mohawk's Response to PULP IR 107 relating to the experience of low-income customers with ESCO service. The charts and table I prepared are attached to this testimony as Exhibit B.

Q. WHAT DOES THE INFORMATION INDICATE REGARDING THE EXPERIENCE OF LOW-INCOME NIAGARA MOHAWK WHO SWITCHED TO ESCO SERVICE?

1 **A.** Many low-income customers tried ESCO service: there were an estimated⁴ 33,015
2 electricity and 20,840 gas customers from August 2010 – July 2012. Of those,
3 30,195 (91.5%) electricity and 19,473 (93.4%) gas customers paid more for their
4 supply, while 2,820 (8.5%) electricity and 1,367 (6.6%) gas customers paid less.
5 The cumulative average higher amount over 24 months was \$446.21 for electricity
6 and \$303.29 for gas, while the cumulative average lower amount over 24 months
7 was \$39.64 for electricity and \$63.16 for gas.

8 Additionally, low-income gas customers of ESCOs incurred higher extra costs
9 than when regular customers paid more by choosing gas service through an ESCO.
10 The cumulative average net extra cost of ESCO gas service for low-income
11 customers was \$279.25 compared to \$225.40 for regular customers.

12 **Q. ARE NIAGARA MOHAWK’S ESCO CUSTOMERS HAVING**
13 **DIFFICULTIES IN PAYING THEIR BILLS?**

14 **A.** In the months for which data is available, it is clear that for the vast majority
15 ESCO service is adding to customer bills, and is not alleviating hardship for low
16 income customers. PULP’s IRs sought information relating to Niagara Mohawk’s
17 collection activities, including those with respect to customers who buy unbundled
18 natural gas or electricity supply service from ESCOs. In its Response to PULP IR-
19 108, Niagara Mohawk indicated that its customers who bought from ESCOs were

⁴ Estimated customers are defined as follows: Estimated electricity customers = number of electricity bills from August, 2010 – July, 2012 divided by 24; Estimated gas customers = number of gas bills from August, 2010 – July, 2012 divided by 24.

1 sent 377,736 Final Termination Notices arising from non payment of charges in
2 2011, averaging 31,478 per month.

3 **Q. WHY WOULD SO MANY CUSTOMERS HAVING DIFFICULTY IN**
4 **MEETING PAYMENT OBLIGATIONS SWITCH TO A MORE COSTLY**
5 **SERVICE?**

6 **A.** I do not know. I surmise that many customers, at the time they switched to ESCO
7 service, may have had hopes of saving money. Switching to ESCOs is promoted
8 by the Commission, as previously mentioned. Under Niagara Mohawk's New
9 Choices® program, the public is advised that "[y]ou can receive a guaranteed 7%
10 discount on your gas or electric supply costs for a two-month introductory
11 period."⁵ After two months, the customer is switched to an ESCO price that is not
12 known when the contract is made, and contracts may have automatic renewal
13 windows after each year. Valid price and bill comparison information, however, is
14 difficult to obtain before taking ESCO service, and while taking ESCO service,
15 particularly at times when the customer has a contract option to switch back to full
16 utility service. Despite disclaimers that ESCO service does not guarantee savings,
17 customers faced with low, declining or static incomes, desperate for relief from
18 high utility bills, and encouraged not only by ESCOs but also by Niagara Mohawk
19 and the Commission, and lacking comparison information, may be optimistic
20 when they sign agreements to take ESCO service. According to Niagara
21 Mohawk's Response to PULP IR-101, a significant number of ESCO customers

⁵ http://www.nationalgridus.com/niagaramohawk/home/energychoice/4_details.asp

1 switch back to Niagara Mohawk full service, currently in the range of 5,000
2 electric customers per month and 2,000 gas customers per month, or a rate of more
3 than 84,000 per year. A professionally designed random survey of current and
4 former ESCO customers, conducted neutrally, might reveal more about why
5 customers switch to ESCO service in the first instance, and why so many change
6 their minds later. Further study could also reveal the extent to whether, despite
7 paying significantly more for ESCO commodity service, ESCO customers, and
8 particularly low-income ESCO customers are receiving countervailing value from
9 ESCO contracts that promise other benefits.

10 **Q. WHAT ARE THE IMPLICATIONS IF ESCO SERVICE IS NOT SAVING LOW-**
11 **INCOME CUSTOMERS MONEY ON THEIR UTILITY BILLS?**

12 **A.** If the Commission wants to alleviate the burdens of high utility prices on low-
13 income Niagara Mohawk customers, and the consequent impacts, there should be
14 less emphasis on shopping for competitive ESCO service and more emphasis on
15 actual bill reductions through reduced rates and energy efficiency measures
16 targeted to low-income customers, as those proposed by PULP witness Barbara R.
17 Alexander.

18 **Q. DOES NIAGARA MOHAWK HAVE BILL CALCULATORS AT ITS WEBSITE**
19 **TO FACILITATE PRICE COMPARISONS WITH ESCOS?**

20 **A.** No.

21 **Q. WHAT WOULD IT COST FOR NIAGARA MOHAWK TO HAVE BILL**
22 **CALCULATORS AT ITS WEBSITE TO FACILITATE COMPARISON OF WHAT**
23 **ITS BILLS WOULD BE WITHOUT ESCO SERVICE?**

1 A. I do not know. In response to PULP IR-108, Niagara Mohawk provided a “high
2 side” estimate that it could cost from \$400,000 to \$800,000 to begin calculating
3 Niagara Mohawk comparison bills. I agree that is on the high side. However, the
4 vast majority of Niagara Mohawk’s 264,000 residential electric ESCO customers
5 and 128,000 residential gas customers, many of whom can ill afford higher bills,
6 are losing many millions of dollars by shifting to ESCO service. A one-time cost
7 of developing online calculators to enable comparison of Niagara Mohawk’s bills,
8 and the cost of maintaining them may be small in contrast to consumer losses.
9 Also, it may be possible to fund website bill calculation functions using net profits
10 from Niagara Mohawk’s purchase of receivables program, which generates several
11 million dollars in added annual revenue to Niagara Mohawk.⁶

12 **Q. WHAT ARE YOUR RECOMMENDATIONS?**

13 A. The Commission and Niagara Mohawk have indicated in their messages to
14 customers that shopping for ESCO service can lead to savings. The Commission
15 also urges customers to compare prices. It is difficult to shop, however, when
16 prices are not available at meaningful times and actual bills cannot be compared.
17 More needs to be done to enable Niagara Mohawk customers to test whether
18 ESCO service is providing or will provide value to them. In addition to
19
20 recommendations made by PULP witness Barbara R. Alexander to promote better
21 awareness of ESCO pricing and comparisons, I recommend that Niagara Mohawk

⁶ See Niagara Mohawk’s Annual Report to the PSC for 2011, p. 42, indicating over \$3 million net revenue for ESCO Purchase of Receivables program. The Report does not itemize Niagara Mohawk’s revenues from purchasing gas receivables from ESCOs.

1 put a bill calculator on its website so that its full service bills could be more readily
2 compared with those given to customers with ESCO service.

3

4

5

6

7

8

9

10

11

YEAR	MONTH	SERVICE SUPPLIER	SERVICE TYPE	AFFORD ABILITY PROGRAM	LOW INCOME CREDIT	COUNT	DELTA	AVERAGE
2010	08	Supplier 01	EL	N	N	12,040	\$393,235.18	\$32.66
2010	08	Supplier 01	EL	N	Y	1,979	\$52,757.42	\$26.66
2010	08	Supplier 01	EL	Y	N	25	\$924.26	\$36.97
2010	08	Supplier 01	EL	Y	Y	23	\$594.90	\$25.87
2010	08	Supplier 01	LIGHTING	N	N	20	\$424.73	\$21.24
2010	08	Supplier 02	EL	N	N	21,311	\$504,198.44	\$23.66
2010	08	Supplier 02	EL	N	Y	1,797	\$30,791.23	\$17.13
2010	08	Supplier 02	EL	Y	N	16	\$510.11	\$31.88
2010	08	Supplier 02	EL	Y	Y	14	\$309.70	\$22.12
2010	08	Supplier 02	GAS	N	N	11,598	\$50,971.38	\$4.39
2010	08	Supplier 02	GAS	N	Y	1,207	\$4,636.49	\$3.84
2010	08	Supplier 02	GAS	Y	N	10	\$38.50	\$3.85
2010	08	Supplier 02	GAS	Y	Y	16	\$71.43	\$4.46
2010	08	Supplier 02	LIGHTING	N	N	23	\$153.36	\$6.67
2010	08	Supplier 03	EL	N	N	24,888	\$72,799.91	\$2.93
2010	08	Supplier 03	EL	N	Y	2,500	\$5,638.96	\$2.26
2010	08	Supplier 03	EL	Y	N	14	\$110.68	\$7.91
2010	08	Supplier 03	EL	Y	Y	24	\$132.58	\$5.52
2010	08	Supplier 03	GAS	N	N	12,256	\$3,403.29	\$0.28
2010	08	Supplier 03	GAS	N	Y	1,617	\$285.82	\$0.18
2010	08	Supplier 03	GAS	Y	N	8	\$2.96	\$0.37
2010	08	Supplier 03	GAS	Y	Y	14	\$4.48	\$0.32
2010	08	Supplier 04	EL	N	N	364	-\$470.88	-\$1.29
2010	08	Supplier 04	EL	N	Y	55	-\$59.47	-\$1.08
2010	08	Supplier 04	GAS	N	N	126	\$204.46	\$1.62
2010	08	Supplier 04	GAS	N	Y	51	\$35.13	\$0.69
2010	08	Supplier 04	LIGHTING	N	N	107	\$6.00	\$0.06
2010	08	Supplier 08	EL	N	N	107	\$3,760.99	\$35.15
2010	08	Supplier 08	EL	N	Y	42	\$998.34	\$23.77
2010	08	Supplier 08	EL	Y	N	2	\$43.73	\$21.87
2010	08	Supplier 08	EL	Y	Y	2	\$90.28	\$45.14
2010	08	Supplier 08	LIGHTING	N	N	3	\$45.82	\$15.27
2010	08	Supplier 09	GAS	N	N	836	\$9,078.98	\$10.86
2010	08	Supplier 09	GAS	N	Y	385	\$4,748.00	\$12.33
2010	08	Supplier 09	GAS	Y	Y	6	\$90.44	\$15.07
2010	08	Supplier 10	EL	N	N	3,411	\$135,192.48	\$39.63
2010	08	Supplier 10	EL	N	Y	865	\$25,497.06	\$29.48
2010	08	Supplier 10	EL	Y	N	8	\$281.20	\$35.15
2010	08	Supplier 10	EL	Y	Y	17	\$825.13	\$48.54
2010	08	Supplier 11	EL	N	N	310	\$547.45	\$1.77
2010	08	Supplier 11	EL	N	Y	16	-\$1.03	-\$0.06
2010	08	Supplier 11	EL	Y	N	1	\$3.99	\$3.99
2010	08	Supplier 11	EL	Y	Y	1	-\$5.20	-\$5.20
2010	08	Supplier 12	EL	N	N	20,741	\$217,957.57	\$10.51
2010	08	Supplier 12	EL	N	Y	4,292	\$36,980.19	\$8.62
2010	08	Supplier 12	EL	Y	N	46	\$564.95	\$12.28
2010	08	Supplier 12	EL	Y	Y	69	\$714.76	\$10.36

YEAR	MONTH	SERVICE SUPPLIER	SERVICE TYPE	AFFORD ABILITY PROGRAM	LOW INCOME CREDIT	COUNT	DELTA	AVERAGE
2010	08	Supplier 12	GAS	N	N	6,863	\$22,319.57	\$3.25
2010	08	Supplier 12	GAS	N	Y	2,030	\$7,644.69	\$3.77
2010	08	Supplier 12	GAS	Y	N	11	\$31.05	\$2.82
2010	08	Supplier 12	GAS	Y	Y	25	\$90.04	\$3.60
2010	08	Supplier 13	EL	N	N	464	\$2,022.30	\$4.36
2010	08	Supplier 13	EL	N	Y	11	\$44.69	\$4.06
2010	08	Supplier 13	EL	Y	Y	1	\$4.52	\$4.52
2010	08	Supplier 14	EL	N	N	2,088	-\$5,586.34	-\$2.68
2010	08	Supplier 14	EL	N	Y	384	-\$784.59	-\$2.04
2010	08	Supplier 14	EL	Y	N	5	-\$18.34	-\$3.67
2010	08	Supplier 14	EL	Y	Y	8	-\$36.29	-\$4.54
2010	08	Supplier 14	GAS	N	N	379	\$1,176.20	\$3.10
2010	08	Supplier 14	GAS	N	Y	74	\$192.73	\$2.60
2010	08	Supplier 14	GAS	Y	Y	2	\$3.91	\$1.96
2010	08	Supplier 15	LIGHTING	N	N	2	-\$3.09	-\$1.55
2010	08	Supplier 16	EL	N	N	211	\$1,474.59	\$6.99
2010	08	Supplier 16	EL	N	Y	5	\$35.18	\$7.04
2010	08	Supplier 17	EL	N	N	1,528	-\$8,730.78	-\$5.71
2010	08	Supplier 17	EL	N	Y	11	-\$173.48	-\$15.77
2010	08	Supplier 17	EL	Y	N	1	-\$0.34	-\$0.34
2010	08	Supplier 17	LIGHTING	N	N	37	-\$48.69	-\$1.32
2010	08	Supplier 18	EL	N	N	7,425	\$548,606.16	\$73.89
2010	08	Supplier 18	EL	N	Y	194	\$10,935.20	\$56.37
2010	08	Supplier 18	EL	Y	N	3	\$164.43	\$54.81
2010	08	Supplier 18	EL	Y	Y	5	\$379.45	\$75.89
2010	08	Supplier 18	LIGHTING	N	N	72	\$951.79	\$13.22
2010	08	Supplier 20	EL	N	N	9,865	\$296,956.52	\$30.10
2010	08	Supplier 20	EL	N	Y	486	\$8,157.83	\$16.79
2010	08	Supplier 20	EL	Y	N	9	\$136.05	\$15.12
2010	08	Supplier 20	EL	Y	Y	9	\$276.27	\$30.70
2010	08	Supplier 20	LIGHTING	N	N	214	\$1,903.91	\$8.90
2010	08	Supplier 22	EL	N	N	19,521	\$328,569.46	\$16.83
2010	08	Supplier 22	EL	N	Y	4,501	\$60,661.95	\$13.48
2010	08	Supplier 22	EL	Y	N	19	\$276.25	\$14.54
2010	08	Supplier 22	EL	Y	Y	55	\$870.33	\$15.82
2010	08	Supplier 22	GAS	N	N	12,038	\$9,829.95	\$0.82
2010	08	Supplier 22	GAS	N	Y	2,915	\$2,436.33	\$0.84
2010	08	Supplier 22	GAS	Y	N	5	\$2.58	\$0.52
2010	08	Supplier 22	GAS	Y	Y	25	\$22.58	\$0.90
2010	08	Supplier 22	LIGHTING	N	N	32	\$448.49	\$14.02
2010	08	Supplier 24	EL	N	N	7,149	\$72,750.36	\$10.18
2010	08	Supplier 24	EL	N	Y	733	\$6,988.33	\$9.53
2010	08	Supplier 24	EL	Y	N	5	\$32.25	\$6.45
2010	08	Supplier 24	EL	Y	Y	7	\$50.06	\$7.15
2010	08	Supplier 24	GAS	N	N	1,105	\$4,334.29	\$3.92
2010	08	Supplier 24	GAS	N	Y	208	\$775.38	\$3.73
2010	08	Supplier 24	GAS	Y	Y	1	\$0.69	\$0.69

YEAR	MONTH	SERVICE SUPPLIER	SERVICE TYPE	AFFORD ABILITY PROGRAM	LOW INCOME CREDIT	COUNT	DELTA	AVERAGE
2010	08	Supplier 24	LIGHTING	N	N	6	\$86.00	\$14.33
2010	08	Supplier 25	EL	N	N	18,809	\$217,452.24	\$11.56
2010	08	Supplier 25	EL	N	Y	3,420	\$33,150.37	\$9.69
2010	08	Supplier 25	EL	Y	N	30	\$437.10	\$14.57
2010	08	Supplier 25	EL	Y	Y	57	\$753.95	\$13.23
2010	08	Supplier 25	GAS	N	N	16,402	\$41,745.28	\$2.55
2010	08	Supplier 25	GAS	N	Y	3,298	\$8,516.01	\$2.58
2010	08	Supplier 25	GAS	Y	N	25	\$86.53	\$3.46
2010	08	Supplier 25	GAS	Y	Y	43	\$118.93	\$2.77
2010	08	Supplier 25	LIGHTING	N	N	1	\$6.28	\$6.28
2010	08	Supplier 26	GAS	N	N	10,847	\$40,434.40	\$3.73
2010	08	Supplier 26	GAS	N	Y	1,691	\$5,290.71	\$3.13
2010	08	Supplier 26	GAS	Y	N	8	\$43.74	\$5.47
2010	08	Supplier 26	GAS	Y	Y	21	\$101.52	\$4.83
2010	08	Supplier 28	EL	N	N	22,782	\$511,984.54	\$22.47
2010	08	Supplier 28	EL	N	Y	8,087	\$180,311.20	\$22.30
2010	08	Supplier 28	EL	Y	N	71	\$1,780.59	\$25.08
2010	08	Supplier 28	EL	Y	Y	111	\$2,755.31	\$24.82
2010	08	Supplier 28	GAS	N	N	7,422	\$54,060.13	\$7.28
2010	08	Supplier 28	GAS	N	Y	4,723	\$42,434.34	\$8.98
2010	08	Supplier 28	GAS	Y	N	13	\$99.36	\$7.64
2010	08	Supplier 28	GAS	Y	Y	40	\$361.45	\$9.04
2010	08	Supplier 28	LIGHTING	N	N	16	\$188.25	\$11.77
2010	08	Supplier 29	EL	N	N	1,059	\$14,021.84	\$13.24
2010	08	Supplier 29	EL	N	Y	340	\$4,103.24	\$12.07
2010	08	Supplier 29	EL	Y	N	3	\$42.27	\$14.09
2010	08	Supplier 29	EL	Y	Y	3	\$45.37	\$15.12
2010	08	Supplier 30	GAS	N	N	1,692	\$3,626.08	\$2.14
2010	08	Supplier 30	GAS	N	Y	501	\$1,261.75	\$2.52
2010	08	Supplier 30	GAS	Y	N	5	\$7.95	\$1.59
2010	08	Supplier 30	GAS	Y	Y	5	\$13.21	\$2.64
2010	08	Supplier 33	EL	N	N	4,017	\$5,094.07	\$1.27
2010	08	Supplier 33	EL	N	Y	88	\$87.25	\$0.99
2010	08	Supplier 33	EL	Y	N	1	\$2.31	\$2.31
2010	08	Supplier 33	EL	Y	Y	1	\$1.09	\$1.09
2010	08	Supplier 33	LIGHTING	N	N	54	\$17.51	\$0.32
2010	08	Supplier 34	GAS	N	N	7	\$2.95	\$0.42
2010	08	Supplier 36	EL	N	N	2,911	\$3,026.97	\$1.04
2010	08	Supplier 36	EL	N	Y	114	\$145.23	\$1.27
2010	08	Supplier 36	EL	Y	N	2	\$2.36	\$1.18
2010	08	Supplier 36	EL	Y	Y	2	\$3.23	\$1.62
2010	08	Supplier 36	GAS	N	N	427	\$1,193.68	\$2.80
2010	08	Supplier 36	GAS	N	Y	29	\$203.38	\$7.01
2010	08	Supplier 36	LIGHTING	N	N	133	\$51.14	\$0.38
2010	08	Supplier 40	GAS	N	N	595	\$1,378.29	\$2.32
2010	08	Supplier 40	GAS	N	Y	62	\$166.11	\$2.68
2010	08	Supplier 41	EL	N	N	6,570	\$200,727.28	\$30.55

YEAR	MONTH	SERVICE SUPPLIER	SERVICE TYPE	AFFORD ABILITY PROGRAM	LOW INCOME CREDIT	COUNT	DELTA	AVERAGE
2010	08	Supplier 41	EL	N	Y	432	\$10,889.44	\$25.21
2010	08	Supplier 41	EL	Y	N	7	\$474.11	\$67.73
2010	08	Supplier 41	EL	Y	Y	4	\$130.34	\$32.59
2010	08	Supplier 41	LIGHTING	N	N	24	\$265.68	\$11.07
2010	08	Supplier 42	EL	N	N	2,011	-\$2,496.21	-\$1.24
2010	08	Supplier 42	EL	N	Y	46	\$1.77	\$0.04
2010	08	Supplier 42	LIGHTING	N	N	77	-\$40.73	-\$0.53
2010	08	Supplier 43	GAS	N	N	1,634	\$1,155.77	\$0.71
2010	08	Supplier 43	GAS	N	Y	137	\$14.36	\$0.10
2010	08	Supplier 43	GAS	Y	N	1	-\$0.21	-\$0.21
2010	08	Supplier 43	GAS	Y	Y	1	-\$0.36	-\$0.36
2010	08	Supplier 44	GAS	N	N	1,776	\$2,613.13	\$1.47
2010	08	Supplier 44	GAS	N	Y	294	\$366.39	\$1.25
2010	08	Supplier 44	GAS	Y	N	1	\$1.86	\$1.86
2010	08	Supplier 44	GAS	Y	Y	1	\$0.43	\$0.43
2010	08	Supplier 50	EL	N	N	1,322	\$14,318.99	\$10.83
2010	08	Supplier 50	EL	N	Y	497	\$5,604.62	\$11.28
2010	08	Supplier 50	EL	Y	N	2	\$14.30	\$7.15
2010	08	Supplier 50	EL	Y	Y	6	\$60.41	\$10.07
2010	08	Supplier 53	EL	N	N	8	\$272.19	\$34.02
2010	08	Supplier 53	LIGHTING	N	N	11	\$234.16	\$21.29
2010	09	Supplier 01	EL	N	N	12,520	\$358,325.28	\$28.62
2010	09	Supplier 01	EL	N	Y	2,007	\$51,436.86	\$25.63
2010	09	Supplier 01	EL	Y	N	21	\$688.01	\$32.76
2010	09	Supplier 01	EL	Y	Y	17	\$360.11	\$21.18
2010	09	Supplier 01	LIGHTING	N	N	22	\$440.09	\$20.00
2010	09	Supplier 02	EL	N	N	22,524	\$455,262.81	\$20.21
2010	09	Supplier 02	EL	N	Y	1,889	\$28,801.93	\$15.25
2010	09	Supplier 02	EL	Y	N	16	\$441.69	\$27.61
2010	09	Supplier 02	EL	Y	Y	15	\$336.03	\$22.40
2010	09	Supplier 02	GAS	N	N	12,177	\$71,996.38	\$5.91
2010	09	Supplier 02	GAS	N	Y	1,250	\$6,397.52	\$5.12
2010	09	Supplier 02	GAS	Y	N	8	\$37.85	\$4.73
2010	09	Supplier 02	GAS	Y	Y	18	\$111.61	\$6.20
2010	09	Supplier 02	LIGHTING	N	N	25	\$163.79	\$6.55
2010	09	Supplier 03	EL	N	N	27,645	\$77,591.91	\$2.81
2010	09	Supplier 03	EL	N	Y	2,615	\$5,847.99	\$2.24
2010	09	Supplier 03	EL	Y	N	19	\$107.53	\$5.66
2010	09	Supplier 03	EL	Y	Y	35	\$139.12	\$3.97
2010	09	Supplier 03	GAS	N	N	13,650	\$12,761.75	\$0.93
2010	09	Supplier 03	GAS	N	Y	1,759	\$1,359.27	\$0.77
2010	09	Supplier 03	GAS	Y	N	9	\$9.28	\$1.03
2010	09	Supplier 03	GAS	Y	Y	20	\$21.80	\$1.09
2010	09	Supplier 04	EL	N	N	374	-\$325.80	-\$0.87
2010	09	Supplier 04	EL	N	Y	48	-\$44.01	-\$0.92
2010	09	Supplier 04	GAS	N	N	128	\$374.97	\$2.93
2010	09	Supplier 04	GAS	N	Y	45	\$56.70	\$1.26

YEAR	MONTH	SERVICE SUPPLIER	SERVICE TYPE	AFFORD ABILITY PROGRAM	LOW INCOME CREDIT	COUNT	DELTA	AVERAGE
2010	09	Supplier 04	LIGHTING	N	N	109	\$10.32	\$0.09
2010	09	Supplier 08	EL	N	N	142	\$4,461.52	\$31.42
2010	09	Supplier 08	EL	N	Y	48	\$1,180.87	\$24.60
2010	09	Supplier 08	EL	Y	N	3	\$69.56	\$23.19
2010	09	Supplier 08	EL	Y	Y	3	\$103.00	\$34.33
2010	09	Supplier 08	LIGHTING	N	N	5	\$88.78	\$17.76
2010	09	Supplier 09	GAS	N	N	839	\$10,721.05	\$12.78
2010	09	Supplier 09	GAS	N	Y	372	\$4,694.79	\$12.62
2010	09	Supplier 09	GAS	Y	Y	6	\$90.86	\$15.14
2010	09	Supplier 10	EL	N	N	3,481	\$147,213.26	\$42.29
2010	09	Supplier 10	EL	N	Y	806	\$26,312.89	\$32.65
2010	09	Supplier 10	EL	Y	N	6	\$208.06	\$34.68
2010	09	Supplier 10	EL	Y	Y	14	\$696.43	\$49.75
2010	09	Supplier 11	EL	N	N	328	\$2,346.02	\$7.15
2010	09	Supplier 11	EL	N	Y	14	\$32.21	\$2.30
2010	09	Supplier 11	EL	Y	N	1	\$9.56	\$9.56
2010	09	Supplier 11	EL	Y	Y	1	-\$4.16	-\$4.16
2010	09	Supplier 12	EL	N	N	21,617	\$329,280.65	\$15.23
2010	09	Supplier 12	EL	N	Y	4,168	\$54,197.91	\$13.00
2010	09	Supplier 12	EL	Y	N	57	\$1,033.62	\$18.13
2010	09	Supplier 12	EL	Y	Y	62	\$1,075.89	\$17.35
2010	09	Supplier 12	GAS	N	N	7,278	\$30,139.20	\$4.14
2010	09	Supplier 12	GAS	N	Y	2,088	\$11,461.65	\$5.49
2010	09	Supplier 12	GAS	Y	N	10	\$30.77	\$3.08
2010	09	Supplier 12	GAS	Y	Y	20	\$72.43	\$3.62
2010	09	Supplier 13	EL	N	N	509	\$2,015.71	\$3.96
2010	09	Supplier 13	EL	N	Y	10	\$37.43	\$3.74
2010	09	Supplier 14	EL	N	N	2,141	\$1,640.00	\$0.77
2010	09	Supplier 14	EL	N	Y	344	\$305.30	\$0.89
2010	09	Supplier 14	EL	Y	N	5	-\$2.33	-\$0.47
2010	09	Supplier 14	EL	Y	Y	6	-\$10.02	-\$1.67
2010	09	Supplier 14	GAS	N	N	380	\$1,306.91	\$3.44
2010	09	Supplier 14	GAS	N	Y	69	\$225.42	\$3.27
2010	09	Supplier 14	GAS	Y	Y	2	\$4.68	\$2.34
2010	09	Supplier 15	LIGHTING	N	N	2	-\$4.23	-\$2.12
2010	09	Supplier 16	EL	N	N	236	\$1,468.36	\$6.22
2010	09	Supplier 16	EL	N	Y	5	\$30.92	\$6.18
2010	09	Supplier 17	EL	N	N	1,786	-\$6,436.93	-\$3.60
2010	09	Supplier 17	EL	N	Y	11	-\$126.63	-\$11.51
2010	09	Supplier 17	EL	Y	N	1	-\$0.23	-\$0.23
2010	09	Supplier 17	LIGHTING	N	N	41	-\$35.26	-\$0.86
2010	09	Supplier 18	EL	N	N	7,712	\$483,637.78	\$62.71
2010	09	Supplier 18	EL	N	Y	190	\$9,215.32	\$48.50
2010	09	Supplier 18	LIGHTING	N	N	73	\$1,014.28	\$13.89
2010	09	Supplier 20	EL	N	N	10,489	\$270,154.23	\$25.76
2010	09	Supplier 20	EL	N	Y	551	\$7,474.70	\$13.57
2010	09	Supplier 20	EL	Y	N	9	\$170.77	\$18.97

YEAR	MONTH	SERVICE SUPPLIER	SERVICE TYPE	AFFORD ABILITY PROGRAM	LOW INCOME CREDIT	COUNT	DELTA	AVERAGE
2010	09	Supplier 20	EL	Y	Y	9	\$201.32	\$22.37
2010	09	Supplier 20	LIGHTING	N	N	227	\$2,071.19	\$9.12
2010	09	Supplier 22	EL	N	N	20,529	\$291,937.03	\$14.22
2010	09	Supplier 22	EL	N	Y	4,475	\$52,315.20	\$11.69
2010	09	Supplier 22	EL	Y	N	29	\$395.29	\$13.63
2010	09	Supplier 22	EL	Y	Y	66	\$860.55	\$13.04
2010	09	Supplier 22	GAS	N	N	12,479	\$14,451.01	\$1.16
2010	09	Supplier 22	GAS	N	Y	2,962	\$3,311.62	\$1.12
2010	09	Supplier 22	GAS	Y	N	8	\$6.93	\$0.87
2010	09	Supplier 22	GAS	Y	Y	30	\$32.18	\$1.07
2010	09	Supplier 22	LIGHTING	N	N	35	\$523.14	\$14.95
2010	09	Supplier 24	EL	N	N	7,844	\$117,265.28	\$14.95
2010	09	Supplier 24	EL	N	Y	803	\$10,276.02	\$12.80
2010	09	Supplier 24	EL	Y	N	5	\$52.62	\$10.52
2010	09	Supplier 24	EL	Y	Y	10	\$99.03	\$9.90
2010	09	Supplier 24	GAS	N	N	1,192	\$6,976.38	\$5.85
2010	09	Supplier 24	GAS	N	Y	239	\$1,466.49	\$6.14
2010	09	Supplier 24	GAS	Y	Y	1	\$1.38	\$1.38
2010	09	Supplier 24	LIGHTING	N	N	6	\$115.96	\$19.33
2010	09	Supplier 25	EL	N	N	19,497	\$306,101.06	\$15.70
2010	09	Supplier 25	EL	N	Y	3,334	\$43,522.55	\$13.05
2010	09	Supplier 25	EL	Y	N	35	\$629.44	\$17.98
2010	09	Supplier 25	EL	Y	Y	54	\$902.67	\$16.72
2010	09	Supplier 25	GAS	N	N	16,922	\$59,247.89	\$3.50
2010	09	Supplier 25	GAS	N	Y	3,194	\$11,157.02	\$3.49
2010	09	Supplier 25	GAS	Y	N	20	\$69.17	\$3.46
2010	09	Supplier 25	GAS	Y	Y	40	\$149.04	\$3.73
2010	09	Supplier 25	LIGHTING	N	N	1	\$6.28	\$6.28
2010	09	Supplier 26	GAS	N	N	11,106	\$60,658.19	\$5.46
2010	09	Supplier 26	GAS	N	Y	1,649	\$7,216.27	\$4.38
2010	09	Supplier 26	GAS	Y	N	8	\$25.52	\$3.19
2010	09	Supplier 26	GAS	Y	Y	22	\$123.76	\$5.63
2010	09	Supplier 28	EL	N	N	25,639	\$630,774.22	\$24.60
2010	09	Supplier 28	EL	N	Y	8,583	\$209,503.70	\$24.41
2010	09	Supplier 28	EL	Y	N	50	\$1,424.56	\$28.49
2010	09	Supplier 28	EL	Y	Y	80	\$2,260.85	\$28.26
2010	09	Supplier 28	GAS	N	N	9,020	\$81,838.13	\$9.07
2010	09	Supplier 28	GAS	N	Y	5,332	\$57,912.95	\$10.86
2010	09	Supplier 28	GAS	Y	N	22	\$213.70	\$9.71
2010	09	Supplier 28	GAS	Y	Y	56	\$551.95	\$9.86
2010	09	Supplier 28	LIGHTING	N	N	18	\$245.33	\$13.63
2010	09	Supplier 29	EL	N	N	1,338	\$23,779.67	\$17.77
2010	09	Supplier 29	EL	N	Y	365	\$5,872.95	\$16.09
2010	09	Supplier 29	EL	Y	N	4	\$67.03	\$16.76
2010	09	Supplier 29	EL	Y	Y	6	\$159.30	\$26.55
2010	09	Supplier 30	GAS	N	N	1,978	\$6,190.83	\$3.13
2010	09	Supplier 30	GAS	N	Y	548	\$1,945.73	\$3.55

YEAR	MONTH	SERVICE SUPPLIER	SERVICE TYPE	AFFORD ABILITY PROGRAM	LOW INCOME CREDIT	COUNT	DELTA	AVERAGE
2010	09	Supplier 30	GAS	Y	N	6	\$13.06	\$2.18
2010	09	Supplier 30	GAS	Y	Y	6	\$20.57	\$3.43
2010	09	Supplier 33	EL	N	N	4,317	\$4,767.33	\$1.10
2010	09	Supplier 33	EL	N	Y	86	\$76.88	\$0.89
2010	09	Supplier 33	EL	Y	N	1	\$1.66	\$1.66
2010	09	Supplier 33	EL	Y	Y	1	\$0.94	\$0.94
2010	09	Supplier 33	LIGHTING	N	N	58	\$16.26	\$0.28
2010	09	Supplier 34	GAS	N	N	8	\$8.30	\$1.04
2010	09	Supplier 36	EL	N	N	3,012	\$5,855.15	\$1.94
2010	09	Supplier 36	EL	N	Y	104	\$207.67	\$2.00
2010	09	Supplier 36	EL	Y	N	3	\$3.55	\$1.18
2010	09	Supplier 36	EL	Y	Y	2	\$2.91	\$1.46
2010	09	Supplier 36	GAS	N	N	444	\$2,130.32	\$4.80
2010	09	Supplier 36	GAS	N	Y	21	\$85.93	\$4.09
2010	09	Supplier 36	LIGHTING	N	N	140	\$83.44	\$0.60
2010	09	Supplier 40	GAS	N	N	754	\$2,719.67	\$3.61
2010	09	Supplier 40	GAS	N	Y	84	\$280.82	\$3.34
2010	09	Supplier 41	EL	N	N	6,953	\$239,326.20	\$34.42
2010	09	Supplier 41	EL	N	Y	445	\$11,937.74	\$26.83
2010	09	Supplier 41	EL	Y	N	7	\$238.65	\$34.09
2010	09	Supplier 41	EL	Y	Y	4	\$150.95	\$37.74
2010	09	Supplier 41	LIGHTING	N	N	27	\$332.90	\$12.33
2010	09	Supplier 42	EL	N	N	2,092	-\$675.14	-\$0.32
2010	09	Supplier 42	EL	N	Y	44	\$1.74	\$0.04
2010	09	Supplier 42	LIGHTING	N	N	84	-\$29.75	-\$0.35
2010	09	Supplier 43	GAS	N	N	1,791	\$2,766.49	\$1.54
2010	09	Supplier 43	GAS	N	Y	155	\$156.52	\$1.01
2010	09	Supplier 43	GAS	Y	N	2	\$0.77	\$0.39
2010	09	Supplier 43	GAS	Y	Y	1	\$0.69	\$0.69
2010	09	Supplier 44	GAS	N	N	1,837	\$6,534.40	\$3.56
2010	09	Supplier 44	GAS	N	Y	291	\$1,046.71	\$3.60
2010	09	Supplier 44	GAS	Y	N	1	\$5.00	\$5.00
2010	09	Supplier 44	GAS	Y	Y	2	\$4.75	\$2.38
2010	09	Supplier 50	EL	N	N	1,356	\$19,521.87	\$14.40
2010	09	Supplier 50	EL	N	Y	484	\$7,326.27	\$15.14
2010	09	Supplier 50	EL	Y	N	2	\$27.53	\$13.77
2010	09	Supplier 50	EL	Y	Y	6	\$91.92	\$15.32
2010	09	Supplier 53	EL	N	N	4	\$121.62	\$30.41
2010	09	Supplier 53	LIGHTING	N	N	3	\$85.64	\$28.55
2010	10	Supplier 01	EL	N	N	11,787	\$273,708.59	\$23.22
2010	10	Supplier 01	EL	N	Y	1,907	\$45,506.88	\$23.86
2010	10	Supplier 01	EL	Y	N	19	\$521.84	\$27.47
2010	10	Supplier 01	EL	Y	Y	17	\$351.38	\$20.67
2010	10	Supplier 01	LIGHTING	N	N	21	\$427.13	\$20.34
2010	10	Supplier 02	EL	N	N	21,487	\$362,214.44	\$16.86
2010	10	Supplier 02	EL	N	Y	1,739	\$24,335.01	\$13.99
2010	10	Supplier 02	EL	Y	N	16	\$308.13	\$19.26

YEAR	MONTH	SERVICE SUPPLIER	SERVICE TYPE	AFFORD ABILITY PROGRAM	LOW INCOME CREDIT	COUNT	DELTA	AVERAGE
2010	10	Supplier 02	EL	Y	Y	15	\$268.09	\$17.87
2010	10	Supplier 02	GAS	N	N	11,890	\$86,653.30	\$7.29
2010	10	Supplier 02	GAS	N	Y	1,184	\$8,304.29	\$7.01
2010	10	Supplier 02	GAS	Y	N	8	\$40.52	\$5.07
2010	10	Supplier 02	GAS	Y	Y	16	\$98.49	\$6.16
2010	10	Supplier 02	LIGHTING	N	N	23	\$154.36	\$6.71
2010	10	Supplier 03	EL	N	N	27,818	\$7,091.53	\$0.25
2010	10	Supplier 03	EL	N	Y	2,420	\$549.48	\$0.23
2010	10	Supplier 03	EL	Y	N	18	\$42.25	\$2.35
2010	10	Supplier 03	EL	Y	Y	31	\$32.73	\$1.06
2010	10	Supplier 03	GAS	N	N	14,015	-\$1,832.06	-\$0.13
2010	10	Supplier 03	GAS	N	Y	1,692	-\$262.83	-\$0.16
2010	10	Supplier 03	GAS	Y	N	9	\$4.54	\$0.50
2010	10	Supplier 03	GAS	Y	Y	17	\$6.83	\$0.40
2010	10	Supplier 04	EL	N	N	387	-\$259.13	-\$0.67
2010	10	Supplier 04	EL	N	Y	38	-\$27.60	-\$0.73
2010	10	Supplier 04	GAS	N	N	135	-\$123.55	-\$0.92
2010	10	Supplier 04	GAS	N	Y	37	\$8.30	\$0.22
2010	10	Supplier 04	LIGHTING	N	N	105	\$11.05	\$0.11
2010	10	Supplier 08	EL	N	N	107	\$4,055.79	\$37.90
2010	10	Supplier 08	EL	N	Y	28	\$641.94	\$22.93
2010	10	Supplier 08	EL	Y	N	2	\$36.79	\$18.40
2010	10	Supplier 08	EL	Y	Y	2	\$70.89	\$35.45
2010	10	Supplier 08	LIGHTING	N	N	3	\$55.42	\$18.47
2010	10	Supplier 09	GAS	N	N	786	\$12,273.17	\$15.61
2010	10	Supplier 09	GAS	N	Y	338	\$5,380.29	\$15.92
2010	10	Supplier 09	GAS	Y	Y	6	\$99.87	\$16.65
2010	10	Supplier 10	EL	N	N	3,474	\$115,254.47	\$33.18
2010	10	Supplier 10	EL	N	Y	767	\$21,192.69	\$27.63
2010	10	Supplier 10	EL	Y	N	6	\$164.26	\$27.38
2010	10	Supplier 10	EL	Y	Y	14	\$525.95	\$37.57
2010	10	Supplier 11	EL	N	N	306	\$2,854.79	\$9.33
2010	10	Supplier 11	EL	N	Y	13	\$50.58	\$3.89
2010	10	Supplier 11	EL	Y	N	1	\$10.42	\$10.42
2010	10	Supplier 11	EL	Y	Y	1	-\$2.54	-\$2.54
2010	10	Supplier 12	EL	N	N	20,085	\$262,668.75	\$13.08
2010	10	Supplier 12	EL	N	Y	3,757	\$46,890.13	\$12.48
2010	10	Supplier 12	EL	Y	N	53	\$792.78	\$14.96
2010	10	Supplier 12	EL	Y	Y	61	\$898.30	\$14.73
2010	10	Supplier 12	GAS	N	N	7,083	\$41,585.62	\$5.87
2010	10	Supplier 12	GAS	N	Y	1,934	\$12,811.63	\$6.62
2010	10	Supplier 12	GAS	Y	N	10	\$50.11	\$5.01
2010	10	Supplier 12	GAS	Y	Y	21	\$104.38	\$4.97
2010	10	Supplier 13	EL	N	N	456	\$1,360.90	\$2.98
2010	10	Supplier 13	EL	N	Y	10	\$34.31	\$3.43
2010	10	Supplier 14	EL	N	N	1,914	\$7,082.16	\$3.70
2010	10	Supplier 14	EL	N	Y	294	\$1,061.73	\$3.61

YEAR	MONTH	SERVICE SUPPLIER	SERVICE TYPE	AFFORD ABILITY PROGRAM	LOW INCOME CREDIT	COUNT	DELTA	AVERAGE
2010	10	Supplier 14	EL	Y	N	5	\$21.00	\$4.20
2010	10	Supplier 14	EL	Y	Y	6	\$21.83	\$3.64
2010	10	Supplier 14	GAS	N	N	355	\$1,485.26	\$4.18
2010	10	Supplier 14	GAS	N	Y	59	\$260.49	\$4.42
2010	10	Supplier 14	GAS	Y	Y	2	\$4.41	\$2.21
2010	10	Supplier 15	EL	N	N	4	-\$14.26	-\$3.57
2010	10	Supplier 15	LIGHTING	N	N	2	-\$4.22	-\$2.11
2010	10	Supplier 16	EL	N	N	210	\$1,073.26	\$5.11
2010	10	Supplier 16	EL	N	Y	3	\$14.46	\$4.82
2010	10	Supplier 17	EL	N	N	1,635	-\$4,597.41	-\$2.81
2010	10	Supplier 17	EL	N	Y	11	-\$126.87	-\$11.53
2010	10	Supplier 17	EL	Y	N	1	-\$0.20	-\$0.20
2010	10	Supplier 17	LIGHTING	N	N	37	-\$23.25	-\$0.63
2010	10	Supplier 18	EL	N	N	7,840	\$329,318.24	\$42.00
2010	10	Supplier 18	EL	N	Y	178	\$5,869.23	\$32.97
2010	10	Supplier 18	LIGHTING	N	N	71	\$806.89	\$11.36
2010	10	Supplier 20	EL	N	N	9,835	\$198,900.05	\$20.22
2010	10	Supplier 20	EL	N	Y	514	\$5,694.79	\$11.08
2010	10	Supplier 20	EL	Y	N	7	\$143.52	\$20.50
2010	10	Supplier 20	EL	Y	Y	9	\$150.63	\$16.74
2010	10	Supplier 20	LIGHTING	N	N	208	\$1,883.25	\$9.05
2010	10	Supplier 22	EL	N	N	19,582	\$222,103.94	\$11.34
2010	10	Supplier 22	EL	N	Y	4,238	\$42,028.67	\$9.92
2010	10	Supplier 22	EL	Y	N	28	\$315.34	\$11.26
2010	10	Supplier 22	EL	Y	Y	60	\$637.72	\$10.63
2010	10	Supplier 22	GAS	N	N	11,999	-\$1,418.96	-\$0.12
2010	10	Supplier 22	GAS	N	Y	2,806	-\$757.57	-\$0.27
2010	10	Supplier 22	GAS	Y	N	7	-\$4.86	-\$0.69
2010	10	Supplier 22	GAS	Y	Y	25	-\$17.11	-\$0.68
2010	10	Supplier 22	LIGHTING	N	N	33	\$498.98	\$15.12
2010	10	Supplier 24	EL	N	N	8,171	\$140,554.20	\$17.20
2010	10	Supplier 24	EL	N	Y	953	\$14,496.72	\$15.21
2010	10	Supplier 24	EL	Y	N	5	\$65.85	\$13.17
2010	10	Supplier 24	EL	Y	Y	8	\$123.48	\$15.44
2010	10	Supplier 24	GAS	N	N	1,442	\$15,926.34	\$11.04
2010	10	Supplier 24	GAS	N	Y	324	\$3,915.85	\$12.09
2010	10	Supplier 24	GAS	Y	Y	1	-\$1.17	-\$1.17
2010	10	Supplier 24	LIGHTING	N	N	6	\$122.76	\$20.46
2010	10	Supplier 25	EL	N	N	17,984	\$268,996.56	\$14.96
2010	10	Supplier 25	EL	N	Y	2,954	\$37,468.42	\$12.68
2010	10	Supplier 25	EL	Y	N	31	\$586.23	\$18.91
2010	10	Supplier 25	EL	Y	Y	52	\$820.19	\$15.77
2010	10	Supplier 25	GAS	N	N	16,046	\$47,344.86	\$2.95
2010	10	Supplier 25	GAS	N	Y	2,900	\$9,021.77	\$3.11
2010	10	Supplier 25	GAS	Y	N	18	\$52.12	\$2.90
2010	10	Supplier 25	GAS	Y	Y	38	\$116.94	\$3.08
2010	10	Supplier 25	LIGHTING	N	N	1	\$6.29	\$6.29

YEAR	MONTH	SERVICE SUPPLIER	SERVICE TYPE	AFFORD ABILITY PROGRAM	LOW INCOME CREDIT	COUNT	DELTA	AVERAGE
2010	10	Supplier 26	GAS	N	N	10,902	\$88,454.25	\$8.11
2010	10	Supplier 26	GAS	N	Y	1,567	\$9,979.35	\$6.37
2010	10	Supplier 26	GAS	Y	N	7	\$30.46	\$4.35
2010	10	Supplier 26	GAS	Y	Y	20	\$170.95	\$8.55
2010	10	Supplier 28	EL	N	N	24,706	\$584,448.00	\$23.66
2010	10	Supplier 28	EL	N	Y	7,717	\$188,277.56	\$24.40
2010	10	Supplier 28	EL	Y	N	46	\$1,452.42	\$31.57
2010	10	Supplier 28	EL	Y	Y	76	\$2,318.34	\$30.50
2010	10	Supplier 28	GAS	N	N	8,773	\$127,019.29	\$14.48
2010	10	Supplier 28	GAS	N	Y	4,888	\$88,038.66	\$18.01
2010	10	Supplier 28	GAS	Y	N	21	\$285.81	\$13.61
2010	10	Supplier 28	GAS	Y	Y	53	\$822.28	\$15.51
2010	10	Supplier 28	LIGHTING	N	N	18	\$220.15	\$12.23
2010	10	Supplier 29	EL	N	N	1,288	\$19,206.32	\$14.91
2010	10	Supplier 29	EL	N	Y	325	\$4,653.43	\$14.32
2010	10	Supplier 29	EL	Y	N	4	\$68.00	\$17.00
2010	10	Supplier 29	EL	Y	Y	5	\$79.62	\$15.92
2010	10	Supplier 30	GAS	N	N	1,763	\$4,668.71	\$2.65
2010	10	Supplier 30	GAS	N	Y	488	\$1,453.09	\$2.98
2010	10	Supplier 30	GAS	Y	N	6	\$11.13	\$1.86
2010	10	Supplier 30	GAS	Y	Y	5	\$12.55	\$2.51
2010	10	Supplier 33	EL	N	N	3,985	\$3,469.08	\$0.87
2010	10	Supplier 33	EL	N	Y	67	\$56.16	\$0.84
2010	10	Supplier 33	EL	Y	N	1	\$1.48	\$1.48
2010	10	Supplier 33	EL	Y	Y	1	\$0.90	\$0.90
2010	10	Supplier 33	LIGHTING	N	N	56	\$16.56	\$0.30
2010	10	Supplier 34	GAS	N	N	10	-\$3.37	-\$0.34
2010	10	Supplier 36	EL	N	N	2,783	\$4,557.50	\$1.64
2010	10	Supplier 36	EL	N	Y	88	\$357.29	\$4.06
2010	10	Supplier 36	EL	Y	N	3	\$7.08	\$2.36
2010	10	Supplier 36	EL	Y	Y	2	\$2.47	\$1.24
2010	10	Supplier 36	GAS	N	N	451	\$2,880.68	\$6.39
2010	10	Supplier 36	GAS	N	Y	16	\$95.41	\$5.96
2010	10	Supplier 36	LIGHTING	N	N	134	\$95.87	\$0.72
2010	10	Supplier 40	GAS	N	N	878	\$3,934.20	\$4.48
2010	10	Supplier 40	GAS	N	Y	119	\$375.43	\$3.15
2010	10	Supplier 41	EL	N	N	7,077	\$224,269.94	\$31.69
2010	10	Supplier 41	EL	N	Y	483	\$11,420.31	\$23.64
2010	10	Supplier 41	EL	Y	N	7	\$244.09	\$34.87
2010	10	Supplier 41	EL	Y	Y	4	\$136.06	\$34.02
2010	10	Supplier 41	LIGHTING	N	N	27	\$363.86	\$13.48
2010	10	Supplier 42	EL	N	N	1,992	-\$266.50	-\$0.13
2010	10	Supplier 42	EL	N	Y	46	\$6.30	\$0.14
2010	10	Supplier 42	LIGHTING	N	N	83	-\$26.61	-\$0.32
2010	10	Supplier 43	GAS	N	N	1,825	\$87.23	\$0.05
2010	10	Supplier 43	GAS	N	Y	165	\$107.67	\$0.65
2010	10	Supplier 43	GAS	Y	N	1	-\$0.79	-\$0.79

YEAR	MONTH	SERVICE SUPPLIER	SERVICE TYPE	AFFORD ABILITY PROGRAM	LOW INCOME CREDIT	COUNT	DELTA	AVERAGE
2010	10	Supplier 43	GAS	Y	Y	1	\$1.73	\$1.73
2010	10	Supplier 44	GAS	N	N	1,825	\$7,794.46	\$4.27
2010	10	Supplier 44	GAS	N	Y	315	\$1,416.30	\$4.50
2010	10	Supplier 44	GAS	Y	N	1	\$1.58	\$1.58
2010	10	Supplier 44	GAS	Y	Y	2	\$4.03	\$2.02
2010	10	Supplier 50	EL	N	N	1,247	\$15,675.36	\$12.57
2010	10	Supplier 50	EL	N	Y	420	\$5,752.88	\$13.70
2010	10	Supplier 50	EL	Y	N	2	\$23.33	\$11.67
2010	10	Supplier 50	EL	Y	Y	6	\$89.08	\$14.85
2010	10	Supplier 53	EL	N	N	2	\$99.99	\$50.00
2010	10	Supplier 54	GAS	N	N	1	\$3.88	\$3.88
2010	11	Supplier 01	EL	N	N	11,174	\$292,417.43	\$26.17
2010	11	Supplier 01	EL	N	Y	1,836	\$55,627.51	\$30.30
2010	11	Supplier 01	EL	Y	N	25	\$800.31	\$32.01
2010	11	Supplier 01	EL	Y	Y	30	\$932.60	\$31.09
2010	11	Supplier 01	LIGHTING	N	N	20	\$406.71	\$20.34
2010	11	Supplier 02	EL	N	N	20,540	\$380,614.20	\$18.53
2010	11	Supplier 02	EL	N	Y	1,623	\$26,134.62	\$16.10
2010	11	Supplier 02	EL	Y	N	17	\$361.90	\$21.29
2010	11	Supplier 02	EL	Y	Y	18	\$308.46	\$17.14
2010	11	Supplier 02	GAS	N	N	11,459	\$161,276.40	\$14.07
2010	11	Supplier 02	GAS	N	Y	1,089	\$14,272.14	\$13.11
2010	11	Supplier 02	GAS	Y	N	8	\$87.17	\$10.90
2010	11	Supplier 02	GAS	Y	Y	18	\$202.42	\$11.25
2010	11	Supplier 02	LIGHTING	N	N	21	\$144.84	\$6.90
2010	11	Supplier 03	EL	N	N	28,010	-\$15,629.34	-\$0.56
2010	11	Supplier 03	EL	N	Y	2,314	-\$1,204.96	-\$0.52
2010	11	Supplier 03	EL	Y	N	24	\$4.28	\$0.18
2010	11	Supplier 03	EL	Y	Y	32	-\$0.61	-\$0.02
2010	11	Supplier 03	GAS	N	N	14,084	\$13,601.19	\$0.97
2010	11	Supplier 03	GAS	N	Y	1,587	\$1,225.95	\$0.77
2010	11	Supplier 03	GAS	Y	N	9	\$6.60	\$0.73
2010	11	Supplier 03	GAS	Y	Y	21	\$15.15	\$0.72
2010	11	Supplier 04	EL	N	N	462	-\$299.58	-\$0.65
2010	11	Supplier 04	EL	N	Y	41	-\$33.91	-\$0.83
2010	11	Supplier 04	GAS	N	N	147	-\$128.91	-\$0.88
2010	11	Supplier 04	GAS	N	Y	29	-\$18.67	-\$0.64
2010	11	Supplier 04	LIGHTING	N	N	106	\$10.16	\$0.10
2010	11	Supplier 08	EL	N	N	95	\$4,440.65	\$46.74
2010	11	Supplier 08	EL	N	Y	19	\$518.72	\$27.30
2010	11	Supplier 08	EL	Y	N	2	\$47.39	\$23.70
2010	11	Supplier 08	EL	Y	Y	2	\$83.85	\$41.93
2010	11	Supplier 08	LIGHTING	N	N	2	\$36.24	\$18.12
2010	11	Supplier 09	GAS	N	N	789	\$21,943.81	\$27.81
2010	11	Supplier 09	GAS	N	Y	340	\$9,519.60	\$28.00
2010	11	Supplier 09	GAS	Y	Y	6	\$134.08	\$22.35
2010	11	Supplier 10	EL	N	N	3,442	\$116,263.82	\$33.78

YEAR	MONTH	SERVICE SUPPLIER	SERVICE TYPE	AFFORD ABILITY PROGRAM	LOW INCOME CREDIT	COUNT	DELTA	AVERAGE
2010	11	Supplier 10	EL	N	Y	777	\$24,902.51	\$32.05
2010	11	Supplier 10	EL	Y	N	4	\$181.00	\$45.25
2010	11	Supplier 10	EL	Y	Y	12	\$491.15	\$40.93
2010	11	Supplier 11	EL	N	N	284	\$3,517.68	\$12.39
2010	11	Supplier 11	EL	N	Y	13	\$78.55	\$6.04
2010	11	Supplier 11	EL	Y	Y	1	-\$4.17	-\$4.17
2010	11	Supplier 12	EL	N	N	18,689	\$323,725.41	\$17.32
2010	11	Supplier 12	EL	N	Y	3,393	\$59,687.99	\$17.59
2010	11	Supplier 12	EL	Y	N	51	\$954.54	\$18.72
2010	11	Supplier 12	EL	Y	Y	62	\$1,193.51	\$19.25
2010	11	Supplier 12	GAS	N	N	6,792	\$70,834.20	\$10.43
2010	11	Supplier 12	GAS	N	Y	1,765	\$19,665.02	\$11.14
2010	11	Supplier 12	GAS	Y	N	9	\$60.62	\$6.74
2010	11	Supplier 12	GAS	Y	Y	27	\$246.25	\$9.12
2010	11	Supplier 13	EL	N	N	429	\$1,332.14	\$3.11
2010	11	Supplier 13	EL	N	Y	8	\$36.52	\$4.57
2010	11	Supplier 14	EL	N	N	1,732	\$10,663.20	\$6.16
2010	11	Supplier 14	EL	N	Y	258	\$1,530.74	\$5.93
2010	11	Supplier 14	EL	Y	N	4	\$34.26	\$8.57
2010	11	Supplier 14	EL	Y	Y	5	\$30.77	\$6.15
2010	11	Supplier 14	GAS	N	N	323	\$1,496.23	\$4.63
2010	11	Supplier 14	GAS	N	Y	52	\$276.96	\$5.33
2010	11	Supplier 14	GAS	Y	Y	2	\$5.25	\$2.63
2010	11	Supplier 15	EL	N	N	4	-\$16.96	-\$4.24
2010	11	Supplier 15	LIGHTING	N	N	2	-\$4.23	-\$2.12
2010	11	Supplier 16	EL	N	N	199	\$1,029.55	\$5.17
2010	11	Supplier 16	EL	N	Y	4	\$27.82	\$6.96
2010	11	Supplier 17	EL	N	N	1,579	-\$4,277.95	-\$2.71
2010	11	Supplier 17	EL	N	Y	11	-\$135.83	-\$12.35
2010	11	Supplier 17	EL	Y	N	1	-\$0.29	-\$0.29
2010	11	Supplier 17	LIGHTING	N	N	33	-\$21.45	-\$0.65
2010	11	Supplier 18	EL	N	N	7,657	\$332,520.29	\$43.43
2010	11	Supplier 18	EL	N	Y	179	\$6,639.45	\$37.09
2010	11	Supplier 18	LIGHTING	N	N	67	\$792.78	\$11.83
2010	11	Supplier 20	EL	N	N	9,176	\$189,060.15	\$20.60
2010	11	Supplier 20	EL	N	Y	492	\$5,253.91	\$10.68
2010	11	Supplier 20	EL	Y	N	2	\$13.79	\$6.90
2010	11	Supplier 20	EL	Y	Y	5	\$96.98	\$19.40
2010	11	Supplier 20	LIGHTING	N	N	196	\$1,726.55	\$8.81
2010	11	Supplier 22	EL	N	N	18,805	\$222,520.98	\$11.83
2010	11	Supplier 22	EL	N	Y	4,107	\$45,826.64	\$11.16
2010	11	Supplier 22	EL	Y	N	28	\$337.21	\$12.04
2010	11	Supplier 22	EL	Y	Y	57	\$692.89	\$12.16
2010	11	Supplier 22	GAS	N	N	11,685	\$20,108.42	\$1.72
2010	11	Supplier 22	GAS	N	Y	2,748	\$4,311.72	\$1.57
2010	11	Supplier 22	GAS	Y	N	7	\$16.43	\$2.35
2010	11	Supplier 22	GAS	Y	Y	27	\$39.52	\$1.46

YEAR	MONTH	SERVICE SUPPLIER	SERVICE TYPE	AFFORD ABILITY PROGRAM	LOW INCOME CREDIT	COUNT	DELTA	AVERAGE
2010	11	Supplier 22	LIGHTING	N	N	30	\$462.71	\$15.42
2010	11	Supplier 24	EL	N	N	7,716	\$171,544.79	\$22.23
2010	11	Supplier 24	EL	N	Y	915	\$19,148.95	\$20.93
2010	11	Supplier 24	EL	Y	N	11	\$258.39	\$23.49
2010	11	Supplier 24	EL	Y	Y	11	\$284.92	\$25.90
2010	11	Supplier 24	GAS	N	N	1,626	\$33,122.66	\$20.37
2010	11	Supplier 24	GAS	N	Y	413	\$9,179.78	\$22.23
2010	11	Supplier 24	GAS	Y	N	4	\$63.36	\$15.84
2010	11	Supplier 24	GAS	Y	Y	4	\$28.10	\$7.03
2010	11	Supplier 24	LIGHTING	N	N	6	\$116.47	\$19.41
2010	11	Supplier 25	EL	N	N	16,538	\$257,874.00	\$15.59
2010	11	Supplier 25	EL	N	Y	2,646	\$36,919.70	\$13.95
2010	11	Supplier 25	EL	Y	N	29	\$489.34	\$16.87
2010	11	Supplier 25	EL	Y	Y	52	\$801.05	\$15.40
2010	11	Supplier 25	GAS	N	N	15,115	\$34,842.96	\$2.31
2010	11	Supplier 25	GAS	N	Y	2,637	\$6,207.41	\$2.35
2010	11	Supplier 25	GAS	Y	N	19	\$42.80	\$2.25
2010	11	Supplier 25	GAS	Y	Y	37	\$91.35	\$2.47
2010	11	Supplier 25	LIGHTING	N	N	1	\$6.28	\$6.28
2010	11	Supplier 26	GAS	N	N	10,522	\$135,520.25	\$12.88
2010	11	Supplier 26	GAS	N	Y	1,477	\$14,685.02	\$9.94
2010	11	Supplier 26	GAS	Y	N	9	\$78.84	\$8.76
2010	11	Supplier 26	GAS	Y	Y	19	\$230.29	\$12.12
2010	11	Supplier 28	EL	N	N	23,087	\$648,838.53	\$28.10
2010	11	Supplier 28	EL	N	Y	6,983	\$209,524.40	\$30.00
2010	11	Supplier 28	EL	Y	N	73	\$2,342.97	\$32.10
2010	11	Supplier 28	EL	Y	Y	103	\$3,461.65	\$33.61
2010	11	Supplier 28	GAS	N	N	8,203	\$216,943.41	\$26.45
2010	11	Supplier 28	GAS	N	Y	4,508	\$141,950.51	\$31.49
2010	11	Supplier 28	GAS	Y	N	19	\$396.32	\$20.86
2010	11	Supplier 28	GAS	Y	Y	64	\$1,664.20	\$26.00
2010	11	Supplier 28	LIGHTING	N	N	18	\$179.34	\$9.96
2010	11	Supplier 29	EL	N	N	1,132	\$19,809.68	\$17.50
2010	11	Supplier 29	EL	N	Y	288	\$4,973.67	\$17.27
2010	11	Supplier 29	EL	Y	N	4	\$77.07	\$19.27
2010	11	Supplier 29	EL	Y	Y	4	\$72.42	\$18.11
2010	11	Supplier 30	GAS	N	N	1,551	\$3,889.63	\$2.51
2010	11	Supplier 30	GAS	N	Y	432	\$1,102.06	\$2.55
2010	11	Supplier 30	GAS	Y	N	5	\$13.68	\$2.74
2010	11	Supplier 30	GAS	Y	Y	4	\$11.65	\$2.91
2010	11	Supplier 33	EL	N	N	3,813	\$3,207.97	\$0.84
2010	11	Supplier 33	EL	N	Y	62	\$55.31	\$0.89
2010	11	Supplier 33	EL	Y	N	2	\$2.48	\$1.24
2010	11	Supplier 33	EL	Y	Y	1	\$1.04	\$1.04
2010	11	Supplier 33	LIGHTING	N	N	54	\$16.97	\$0.31
2010	11	Supplier 34	GAS	N	N	9	-\$128.63	-\$14.29
2010	11	Supplier 36	EL	N	N	2,650	\$6,059.13	\$2.29

YEAR	MONTH	SERVICE SUPPLIER	SERVICE TYPE	AFFORD ABILITY PROGRAM	LOW INCOME CREDIT	COUNT	DELTA	AVERAGE
2010	11	Supplier 36	EL	N	Y	85	\$590.61	\$6.95
2010	11	Supplier 36	EL	Y	N	3	\$12.52	\$4.17
2010	11	Supplier 36	EL	Y	Y	2	\$2.48	\$1.24
2010	11	Supplier 36	GAS	N	N	446	\$2,364.80	\$5.30
2010	11	Supplier 36	GAS	N	Y	17	\$112.11	\$6.59
2010	11	Supplier 36	LIGHTING	N	N	129	\$88.71	\$0.69
2010	11	Supplier 40	GAS	N	N	1,093	\$9,417.36	\$8.62
2010	11	Supplier 40	GAS	N	Y	160	\$834.50	\$5.22
2010	11	Supplier 40	GAS	Y	N	1	\$35.90	\$35.90
2010	11	Supplier 41	EL	N	N	7,420	\$245,743.02	\$33.12
2010	11	Supplier 41	EL	N	Y	559	\$13,539.49	\$24.22
2010	11	Supplier 41	EL	Y	N	5	\$169.68	\$33.94
2010	11	Supplier 41	EL	Y	Y	5	\$131.05	\$26.21
2010	11	Supplier 41	LIGHTING	N	N	26	\$329.03	\$12.66
2010	11	Supplier 42	EL	N	N	1,944	-\$404.16	-\$0.21
2010	11	Supplier 42	EL	N	Y	44	\$6.77	\$0.15
2010	11	Supplier 42	LIGHTING	N	N	80	-\$28.15	-\$0.35
2010	11	Supplier 43	GAS	N	N	1,766	\$8,510.48	\$4.82
2010	11	Supplier 43	GAS	N	Y	161	\$410.99	\$2.55
2010	11	Supplier 43	GAS	Y	Y	3	\$8.99	\$3.00
2010	11	Supplier 44	GAS	N	N	1,691	\$6,199.52	\$3.67
2010	11	Supplier 44	GAS	N	Y	289	\$1,116.08	\$3.86
2010	11	Supplier 44	GAS	Y	N	1	-\$0.09	-\$0.09
2010	11	Supplier 44	GAS	Y	Y	2	-\$0.21	-\$0.11
2010	11	Supplier 50	EL	N	N	1,125	\$17,281.36	\$15.36
2010	11	Supplier 50	EL	N	Y	365	\$6,517.55	\$17.86
2010	11	Supplier 50	EL	Y	N	3	\$59.83	\$19.94
2010	11	Supplier 50	EL	Y	Y	5	\$86.58	\$17.32
2010	11	Supplier 53	EL	N	N	2	\$146.23	\$73.12
2010	11	Supplier 54	GAS	N	N	4	-\$0.42	-\$0.11
2010	12	Supplier 01	EL	N	N	12,087	\$425,873.22	\$35.23
2010	12	Supplier 01	EL	N	Y	2,067	\$78,953.38	\$38.20
2010	12	Supplier 01	EL	Y	N	26	\$989.19	\$38.05
2010	12	Supplier 01	EL	Y	Y	31	\$1,214.89	\$39.19
2010	12	Supplier 01	LIGHTING	N	N	21	\$372.79	\$17.75
2010	12	Supplier 02	EL	N	N	22,232	\$521,790.38	\$23.47
2010	12	Supplier 02	EL	N	Y	1,811	\$38,609.76	\$21.32
2010	12	Supplier 02	EL	Y	N	17	\$483.31	\$28.43
2010	12	Supplier 02	EL	Y	Y	20	\$460.57	\$23.03
2010	12	Supplier 02	GAS	N	N	12,271	\$398,285.92	\$32.46
2010	12	Supplier 02	GAS	N	Y	1,237	\$37,393.96	\$30.23
2010	12	Supplier 02	GAS	Y	N	8	\$207.83	\$25.98
2010	12	Supplier 02	GAS	Y	Y	19	\$529.00	\$27.84
2010	12	Supplier 02	LIGHTING	N	N	24	\$159.76	\$6.66
2010	12	Supplier 03	EL	N	N	33,459	-\$29,281.35	-\$0.88
2010	12	Supplier 03	EL	N	Y	2,828	-\$2,261.46	-\$0.80
2010	12	Supplier 03	EL	Y	N	25	\$4.49	\$0.18

YEAR	MONTH	SERVICE SUPPLIER	SERVICE TYPE	AFFORD ABILITY PROGRAM	LOW INCOME CREDIT	COUNT	DELTA	AVERAGE
2010	12	Supplier 03	EL	Y	Y	37	-\$4.17	-\$0.11
2010	12	Supplier 03	GAS	N	N	16,967	\$26,278.64	\$1.55
2010	12	Supplier 03	GAS	N	Y	1,949	\$2,671.66	\$1.37
2010	12	Supplier 03	GAS	Y	N	8	\$22.64	\$2.83
2010	12	Supplier 03	GAS	Y	Y	24	\$61.61	\$2.57
2010	12	Supplier 04	EL	N	N	604	-\$572.64	-\$0.95
2010	12	Supplier 04	EL	N	Y	49	-\$55.87	-\$1.14
2010	12	Supplier 04	GAS	N	N	189	-\$1,227.30	-\$6.49
2010	12	Supplier 04	GAS	N	Y	30	-\$40.08	-\$1.34
2010	12	Supplier 04	LIGHTING	N	N	114	\$8.92	\$0.08
2010	12	Supplier 08	EL	N	N	106	\$5,391.42	\$50.86
2010	12	Supplier 08	EL	N	Y	34	\$1,067.05	\$31.38
2010	12	Supplier 08	EL	Y	N	2	\$60.70	\$30.35
2010	12	Supplier 08	EL	Y	Y	2	\$85.43	\$42.72
2010	12	Supplier 08	LIGHTING	N	N	1	\$11.30	\$11.30
2010	12	Supplier 09	GAS	N	N	861	\$43,173.79	\$50.14
2010	12	Supplier 09	GAS	N	Y	388	\$19,465.83	\$50.17
2010	12	Supplier 09	GAS	Y	Y	6	\$306.83	\$51.14
2010	12	Supplier 10	EL	N	N	3,770	\$145,120.11	\$38.49
2010	12	Supplier 10	EL	N	Y	858	\$32,128.27	\$37.45
2010	12	Supplier 10	EL	Y	N	4	\$203.40	\$50.85
2010	12	Supplier 10	EL	Y	Y	11	\$590.79	\$53.71
2010	12	Supplier 11	EL	N	N	307	\$4,116.18	\$13.41
2010	12	Supplier 11	EL	N	Y	13	\$81.93	\$6.30
2010	12	Supplier 11	EL	Y	Y	1	-\$4.99	-\$4.99
2010	12	Supplier 12	EL	N	N	20,100	\$409,280.47	\$20.36
2010	12	Supplier 12	EL	N	Y	3,579	\$74,062.77	\$20.69
2010	12	Supplier 12	EL	Y	N	55	\$1,232.75	\$22.41
2010	12	Supplier 12	EL	Y	Y	67	\$1,587.04	\$23.69
2010	12	Supplier 12	GAS	N	N	7,431	\$184,210.99	\$24.79
2010	12	Supplier 12	GAS	N	Y	1,904	\$48,517.24	\$25.48
2010	12	Supplier 12	GAS	Y	N	9	\$159.52	\$17.72
2010	12	Supplier 12	GAS	Y	Y	27	\$608.79	\$22.55
2010	12	Supplier 13	EL	N	N	474	\$1,853.30	\$3.91
2010	12	Supplier 13	EL	N	Y	7	\$47.31	\$6.76
2010	12	Supplier 14	EL	N	N	1,779	\$18,227.19	\$10.25
2010	12	Supplier 14	EL	N	Y	246	\$2,705.78	\$11.00
2010	12	Supplier 14	EL	Y	N	4	\$48.93	\$12.23
2010	12	Supplier 14	EL	Y	Y	5	\$58.12	\$11.62
2010	12	Supplier 14	GAS	N	N	332	\$2,521.27	\$7.59
2010	12	Supplier 14	GAS	N	Y	50	\$420.05	\$8.40
2010	12	Supplier 14	GAS	Y	Y	2	\$5.07	\$2.54
2010	12	Supplier 15	EL	N	N	4	-\$16.59	-\$4.15
2010	12	Supplier 15	LIGHTING	N	N	2	-\$5.44	-\$2.72
2010	12	Supplier 16	EL	N	N	230	\$1,575.58	\$6.85
2010	12	Supplier 16	EL	N	Y	2	\$11.65	\$5.83
2010	12	Supplier 17	EL	N	N	1,702	-\$7,317.60	-\$4.30

YEAR	MONTH	SERVICE SUPPLIER	SERVICE TYPE	AFFORD ABILITY PROGRAM	LOW INCOME CREDIT	COUNT	DELTA	AVERAGE
2010	12	Supplier 17	EL	N	Y	11	-\$122.70	-\$11.15
2010	12	Supplier 17	EL	Y	N	1	-\$0.33	-\$0.33
2010	12	Supplier 17	LIGHTING	N	N	41	-\$55.14	-\$1.34
2010	12	Supplier 18	EL	N	N	8,625	\$467,668.20	\$54.22
2010	12	Supplier 18	EL	N	Y	207	\$10,287.77	\$49.70
2010	12	Supplier 18	LIGHTING	N	N	63	\$756.10	\$12.00
2010	12	Supplier 20	EL	N	N	10,019	\$306,987.54	\$30.64
2010	12	Supplier 20	EL	N	Y	576	\$10,501.62	\$18.23
2010	12	Supplier 20	EL	Y	N	4	\$115.00	\$28.75
2010	12	Supplier 20	EL	Y	Y	5	\$111.33	\$22.27
2010	12	Supplier 20	LIGHTING	N	N	228	\$2,290.51	\$10.05
2010	12	Supplier 21	GAS	N	N	7	\$1,509.15	\$215.59
2010	12	Supplier 21	GAS	N	Y	9	\$1,692.87	\$188.10
2010	12	Supplier 22	EL	N	N	19,908	\$295,063.30	\$14.82
2010	12	Supplier 22	EL	N	Y	4,268	\$60,343.34	\$14.14
2010	12	Supplier 22	EL	Y	N	32	\$478.59	\$14.96
2010	12	Supplier 22	EL	Y	Y	62	\$893.64	\$14.41
2010	12	Supplier 22	GAS	N	N	12,392	\$51,191.97	\$4.13
2010	12	Supplier 22	GAS	N	Y	2,926	\$11,679.30	\$3.99
2010	12	Supplier 22	GAS	Y	N	9	\$44.20	\$4.91
2010	12	Supplier 22	GAS	Y	Y	30	\$100.13	\$3.34
2010	12	Supplier 22	LIGHTING	N	N	36	\$364.37	\$10.12
2010	12	Supplier 24	EL	N	N	8,711	\$202,161.53	\$23.21
2010	12	Supplier 24	EL	N	Y	963	\$23,569.08	\$24.47
2010	12	Supplier 24	EL	Y	N	12	\$351.61	\$29.30
2010	12	Supplier 24	EL	Y	Y	13	\$354.59	\$27.28
2010	12	Supplier 24	GAS	N	N	1,699	\$64,120.75	\$37.74
2010	12	Supplier 24	GAS	N	Y	429	\$16,850.54	\$39.28
2010	12	Supplier 24	GAS	Y	N	5	\$139.61	\$27.92
2010	12	Supplier 24	GAS	Y	Y	5	\$105.93	\$21.19
2010	12	Supplier 24	LIGHTING	N	N	6	\$69.43	\$11.57
2010	12	Supplier 25	EL	N	N	18,030	\$235,997.61	\$13.09
2010	12	Supplier 25	EL	N	Y	2,829	\$31,048.24	\$10.97
2010	12	Supplier 25	EL	Y	N	32	\$406.90	\$12.72
2010	12	Supplier 25	EL	Y	Y	57	\$700.94	\$12.30
2010	12	Supplier 25	GAS	N	N	16,123	\$58,644.82	\$3.64
2010	12	Supplier 25	GAS	N	Y	2,758	\$9,762.04	\$3.54
2010	12	Supplier 25	GAS	Y	N	20	\$79.94	\$4.00
2010	12	Supplier 25	GAS	Y	Y	41	\$152.84	\$3.73
2010	12	Supplier 25	LIGHTING	N	N	1	\$6.28	\$6.28
2010	12	Supplier 26	GAS	N	N	12,078	\$266,782.60	\$22.09
2010	12	Supplier 26	GAS	N	Y	1,658	\$30,023.70	\$18.11
2010	12	Supplier 26	GAS	Y	N	11	\$158.13	\$14.38
2010	12	Supplier 26	GAS	Y	Y	24	\$525.17	\$21.88
2010	12	Supplier 28	EL	N	N	25,960	\$851,923.74	\$32.82
2010	12	Supplier 28	EL	N	Y	7,759	\$272,570.90	\$35.13
2010	12	Supplier 28	EL	Y	N	75	\$2,757.53	\$36.77

YEAR	MONTH	SERVICE SUPPLIER	SERVICE TYPE	AFFORD ABILITY PROGRAM	LOW INCOME CREDIT	COUNT	DELTA	AVERAGE
2010	12	Supplier 28	EL	Y	Y	108	\$4,104.73	\$38.01
2010	12	Supplier 28	GAS	N	N	9,742	\$487,540.67	\$50.05
2010	12	Supplier 28	GAS	N	Y	5,136	\$304,707.68	\$59.33
2010	12	Supplier 28	GAS	Y	N	25	\$1,082.61	\$43.30
2010	12	Supplier 28	GAS	Y	Y	73	\$3,845.52	\$52.68
2010	12	Supplier 28	LIGHTING	N	N	20	\$200.42	\$10.02
2010	12	Supplier 29	EL	N	N	1,396	\$14,049.85	\$10.06
2010	12	Supplier 29	EL	N	Y	330	\$3,170.52	\$9.61
2010	12	Supplier 29	EL	Y	N	4	\$44.05	\$11.01
2010	12	Supplier 29	EL	Y	Y	8	\$64.65	\$8.08
2010	12	Supplier 30	GAS	N	N	1,897	\$5,459.34	\$2.88
2010	12	Supplier 30	GAS	N	Y	482	\$1,220.65	\$2.53
2010	12	Supplier 30	GAS	Y	N	7	\$15.95	\$2.28
2010	12	Supplier 30	GAS	Y	Y	6	\$12.37	\$2.06
2010	12	Supplier 33	EL	N	N	4,390	\$4,871.77	\$1.11
2010	12	Supplier 33	EL	N	Y	75	\$88.47	\$1.18
2010	12	Supplier 33	EL	Y	N	2	\$3.47	\$1.74
2010	12	Supplier 33	EL	Y	Y	1	\$1.31	\$1.31
2010	12	Supplier 33	LIGHTING	N	N	57	\$18.56	\$0.33
2010	12	Supplier 34	GAS	N	N	11	\$16.20	\$1.47
2010	12	Supplier 36	EL	N	N	2,800	\$6,544.34	\$2.34
2010	12	Supplier 36	EL	N	Y	87	\$493.02	\$5.67
2010	12	Supplier 36	EL	Y	N	3	\$8.09	\$2.70
2010	12	Supplier 36	EL	Y	Y	2	\$3.29	\$1.65
2010	12	Supplier 36	GAS	N	N	466	\$1,330.40	\$2.85
2010	12	Supplier 36	GAS	N	Y	17	\$151.72	\$8.92
2010	12	Supplier 36	LIGHTING	N	N	140	\$42.07	\$0.30
2010	12	Supplier 40	GAS	N	N	1,408	\$25,130.10	\$17.85
2010	12	Supplier 40	GAS	N	Y	257	\$2,948.21	\$11.47
2010	12	Supplier 40	GAS	Y	N	1	\$44.08	\$44.08
2010	12	Supplier 41	EL	N	N	8,833	\$299,838.15	\$33.95
2010	12	Supplier 41	EL	N	Y	746	\$17,672.10	\$23.69
2010	12	Supplier 41	EL	Y	N	5	\$200.17	\$40.03
2010	12	Supplier 41	EL	Y	Y	5	\$165.16	\$33.03
2010	12	Supplier 41	LIGHTING	N	N	35	\$416.37	\$11.90
2010	12	Supplier 42	EL	N	N	2,068	\$293.05	\$0.14
2010	12	Supplier 42	EL	N	Y	43	\$8.25	\$0.19
2010	12	Supplier 42	LIGHTING	N	N	85	-\$28.89	-\$0.34
2010	12	Supplier 43	GAS	N	N	2,012	\$42,267.05	\$21.01
2010	12	Supplier 43	GAS	N	Y	203	\$2,337.35	\$11.51
2010	12	Supplier 43	GAS	Y	N	2	\$20.00	\$10.00
2010	12	Supplier 43	GAS	Y	Y	3	\$31.50	\$10.50
2010	12	Supplier 44	GAS	N	N	1,832	\$5,284.57	\$2.88
2010	12	Supplier 44	GAS	N	Y	313	\$1,246.95	\$3.98
2010	12	Supplier 44	GAS	Y	N	1	-\$9.26	-\$9.26
2010	12	Supplier 44	GAS	Y	Y	2	-\$9.93	-\$4.97
2010	12	Supplier 50	EL	N	N	1,171	\$18,237.16	\$15.57

YEAR	MONTH	SERVICE SUPPLIER	SERVICE TYPE	AFFORD ABILITY PROGRAM	LOW INCOME CREDIT	COUNT	DELTA	AVERAGE
2010	12	Supplier 50	EL	N	Y	387	\$6,274.34	\$16.21
2010	12	Supplier 50	EL	Y	N	3	\$70.76	\$23.59
2010	12	Supplier 50	EL	Y	Y	5	\$85.34	\$17.07
2010	12	Supplier 54	GAS	N	N	1	\$2.17	\$2.17
2011	01	Supplier 01	EL	N	N	11,351	\$423,290.96	\$37.29
2011	01	Supplier 01	EL	N	Y	2,268	\$78,474.47	\$34.60
2011	01	Supplier 01	EL	Y	N	23	\$874.05	\$38.00
2011	01	Supplier 01	EL	Y	Y	40	\$1,594.08	\$39.85
2011	01	Supplier 01	LIGHTING	N	N	16	\$242.89	\$15.18
2011	01	Supplier 02	EL	N	N	21,220	\$545,879.15	\$25.72
2011	01	Supplier 02	EL	N	Y	1,910	\$42,072.80	\$22.03
2011	01	Supplier 02	EL	Y	N	17	\$475.69	\$27.98
2011	01	Supplier 02	EL	Y	Y	23	\$560.51	\$24.37
2011	01	Supplier 02	GAS	N	N	11,613	\$498,805.03	\$42.95
2011	01	Supplier 02	GAS	N	Y	1,265	\$51,108.85	\$40.40
2011	01	Supplier 02	GAS	Y	N	8	\$289.71	\$36.21
2011	01	Supplier 02	GAS	Y	Y	19	\$774.34	\$40.75
2011	01	Supplier 02	LIGHTING	N	N	20	\$139.80	\$6.99
2011	01	Supplier 03	EL	N	N	33,958	-\$35,279.99	-\$1.04
2011	01	Supplier 03	EL	N	Y	3,266	-\$3,700.84	-\$1.13
2011	01	Supplier 03	EL	Y	N	29	-\$10.37	-\$0.36
2011	01	Supplier 03	EL	Y	Y	44	-\$9.20	-\$0.21
2011	01	Supplier 03	GAS	N	N	16,983	-\$21,420.87	-\$1.26
2011	01	Supplier 03	GAS	N	Y	2,200	-\$3,555.62	-\$1.62
2011	01	Supplier 03	GAS	Y	N	18	-\$25.09	-\$1.39
2011	01	Supplier 03	GAS	Y	Y	28	-\$6.97	-\$0.25
2011	01	Supplier 04	EL	N	N	593	-\$643.45	-\$1.09
2011	01	Supplier 04	EL	N	Y	46	-\$55.09	-\$1.20
2011	01	Supplier 04	GAS	N	N	202	-\$1,976.49	-\$9.78
2011	01	Supplier 04	GAS	N	Y	28	-\$89.79	-\$3.21
2011	01	Supplier 04	LIGHTING	N	N	106	\$1.21	\$0.01
2011	01	Supplier 08	EL	N	N	95	\$5,139.33	\$54.10
2011	01	Supplier 08	EL	N	Y	26	\$862.29	\$33.17
2011	01	Supplier 08	EL	Y	N	2	\$66.27	\$33.14
2011	01	Supplier 08	EL	Y	Y	2	\$82.85	\$41.43
2011	01	Supplier 08	LIGHTING	N	N	1	\$9.93	\$9.93
2011	01	Supplier 09	GAS	N	N	738	\$46,009.71	\$62.34
2011	01	Supplier 09	GAS	N	Y	355	\$21,417.58	\$60.33
2011	01	Supplier 09	GAS	Y	Y	5	\$358.89	\$71.78
2011	01	Supplier 10	EL	N	N	3,338	\$126,335.74	\$37.85
2011	01	Supplier 10	EL	N	Y	805	\$30,142.26	\$37.44
2011	01	Supplier 10	EL	Y	N	4	\$179.19	\$44.80
2011	01	Supplier 10	EL	Y	Y	14	\$723.88	\$51.71
2011	01	Supplier 11	EL	N	N	289	\$1,778.85	\$6.16
2011	01	Supplier 11	EL	N	Y	13	\$36.01	\$2.77
2011	01	Supplier 11	EL	Y	N	1	\$14.02	\$14.02
2011	01	Supplier 11	EL	Y	Y	1	-\$11.61	-\$11.61

YEAR	MONTH	SERVICE SUPPLIER	SERVICE TYPE	AFFORD ABILITY PROGRAM	LOW INCOME CREDIT	COUNT	DELTA	AVERAGE
2011	01	Supplier 12	EL	N	N	18,963	\$344,589.90	\$18.17
2011	01	Supplier 12	EL	N	Y	3,747	\$66,700.30	\$17.80
2011	01	Supplier 12	EL	Y	N	36	\$809.58	\$22.49
2011	01	Supplier 12	EL	Y	Y	71	\$1,422.56	\$20.04
2011	01	Supplier 12	GAS	N	N	6,939	\$222,292.60	\$32.04
2011	01	Supplier 12	GAS	N	Y	1,963	\$62,540.54	\$31.86
2011	01	Supplier 12	GAS	Y	N	4	\$132.78	\$33.20
2011	01	Supplier 12	GAS	Y	Y	25	\$664.74	\$26.59
2011	01	Supplier 13	EL	N	N	441	\$1,968.21	\$4.46
2011	01	Supplier 13	EL	N	Y	8	\$59.37	\$7.42
2011	01	Supplier 14	EL	N	N	1,579	\$8,812.41	\$5.58
2011	01	Supplier 14	EL	N	Y	243	\$1,511.11	\$6.22
2011	01	Supplier 14	EL	Y	N	4	\$34.08	\$8.52
2011	01	Supplier 14	EL	Y	Y	5	\$11.44	\$2.29
2011	01	Supplier 14	GAS	N	N	302	\$3,732.86	\$12.36
2011	01	Supplier 14	GAS	N	Y	54	\$626.89	\$11.61
2011	01	Supplier 14	GAS	Y	Y	1	\$10.86	\$10.86
2011	01	Supplier 15	EL	N	N	4	-\$12.00	-\$3.00
2011	01	Supplier 15	LIGHTING	N	N	2	-\$4.16	-\$2.08
2011	01	Supplier 16	EL	N	N	216	\$1,697.77	\$7.86
2011	01	Supplier 16	EL	N	Y	2	\$14.73	\$7.37
2011	01	Supplier 17	EL	N	N	1,668	-\$8,035.43	-\$4.82
2011	01	Supplier 17	EL	N	Y	13	-\$186.41	-\$14.34
2011	01	Supplier 17	EL	Y	N	1	-\$0.24	-\$0.24
2011	01	Supplier 17	LIGHTING	N	N	39	-\$58.78	-\$1.51
2011	01	Supplier 18	EL	N	N	8,691	\$530,692.61	\$61.06
2011	01	Supplier 18	EL	N	Y	237	\$13,711.94	\$57.86
2011	01	Supplier 18	LIGHTING	N	N	67	\$722.53	\$10.78
2011	01	Supplier 20	EL	N	N	9,760	\$439,798.80	\$45.06
2011	01	Supplier 20	EL	N	Y	611	\$16,493.06	\$26.99
2011	01	Supplier 20	EL	Y	N	3	\$71.17	\$23.72
2011	01	Supplier 20	EL	Y	Y	14	\$606.71	\$43.34
2011	01	Supplier 20	LIGHTING	N	N	234	\$2,541.57	\$10.86
2011	01	Supplier 21	GAS	N	N	83	\$15,129.68	\$182.29
2011	01	Supplier 21	GAS	N	Y	68	\$12,186.47	\$179.21
2011	01	Supplier 22	EL	N	N	18,933	\$328,770.76	\$17.36
2011	01	Supplier 22	EL	N	Y	4,663	\$75,238.57	\$16.14
2011	01	Supplier 22	EL	Y	N	25	\$413.32	\$16.53
2011	01	Supplier 22	EL	Y	Y	68	\$1,131.60	\$16.64
2011	01	Supplier 22	GAS	N	N	11,855	\$54,152.51	\$4.57
2011	01	Supplier 22	GAS	N	Y	3,156	\$12,054.32	\$3.82
2011	01	Supplier 22	GAS	Y	N	5	\$25.24	\$5.05
2011	01	Supplier 22	GAS	Y	Y	32	\$110.17	\$3.44
2011	01	Supplier 22	LIGHTING	N	N	33	\$301.01	\$9.12
2011	01	Supplier 24	EL	N	N	8,613	\$131,094.67	\$15.22
2011	01	Supplier 24	EL	N	Y	1,245	\$21,648.18	\$17.39
2011	01	Supplier 24	GAS	N	N	1,799	\$72,469.63	\$40.28

YEAR	MONTH	SERVICE SUPPLIER	SERVICE TYPE	AFFORD ABILITY PROGRAM	LOW INCOME CREDIT	COUNT	DELTA	AVERAGE
2011	01	Supplier 24	GAS	N	Y	569	\$24,229.33	\$42.58
2011	01	Supplier 24	LIGHTING	N	N	6	\$37.28	\$6.21
2011	01	Supplier 25	EL	N	N	16,707	\$228,707.61	\$13.69
2011	01	Supplier 25	EL	N	Y	2,833	\$32,738.73	\$11.56
2011	01	Supplier 25	EL	Y	N	26	\$389.11	\$14.97
2011	01	Supplier 25	EL	Y	Y	60	\$741.06	\$12.35
2011	01	Supplier 25	GAS	N	N	15,074	\$155,407.49	\$10.31
2011	01	Supplier 25	GAS	N	Y	2,737	\$28,688.48	\$10.48
2011	01	Supplier 25	GAS	Y	N	15	\$148.72	\$9.91
2011	01	Supplier 25	GAS	Y	Y	41	\$484.37	\$11.81
2011	01	Supplier 25	LIGHTING	N	N	1	\$6.29	\$6.29
2011	01	Supplier 26	GAS	N	N	12,018	\$291,696.64	\$24.27
2011	01	Supplier 26	GAS	N	Y	1,787	\$35,844.28	\$20.06
2011	01	Supplier 26	GAS	Y	N	6	\$141.78	\$23.63
2011	01	Supplier 26	GAS	Y	Y	29	\$645.75	\$22.27
2011	01	Supplier 28	EL	N	N	24,109	\$667,483.58	\$27.69
2011	01	Supplier 28	EL	N	Y	8,331	\$236,485.93	\$28.39
2011	01	Supplier 28	EL	Y	N	43	\$1,163.02	\$27.05
2011	01	Supplier 28	EL	Y	Y	95	\$2,912.06	\$30.65
2011	01	Supplier 28	GAS	N	N	8,505	\$495,165.70	\$58.22
2011	01	Supplier 28	GAS	N	Y	5,294	\$345,434.20	\$65.25
2011	01	Supplier 28	GAS	Y	N	18	\$899.89	\$49.99
2011	01	Supplier 28	GAS	Y	Y	74	\$4,686.79	\$63.34
2011	01	Supplier 28	LIGHTING	N	N	19	\$152.98	\$8.05
2011	01	Supplier 29	EL	N	N	1,305	\$16,773.52	\$12.85
2011	01	Supplier 29	EL	N	Y	361	\$4,813.82	\$13.33
2011	01	Supplier 29	EL	Y	N	4	\$93.67	\$23.42
2011	01	Supplier 29	EL	Y	Y	10	\$120.16	\$12.02
2011	01	Supplier 30	GAS	N	N	1,639	\$13,552.68	\$8.27
2011	01	Supplier 30	GAS	N	Y	490	\$4,207.09	\$8.59
2011	01	Supplier 30	GAS	Y	N	2	\$25.49	\$12.75
2011	01	Supplier 30	GAS	Y	Y	7	\$62.17	\$8.88
2011	01	Supplier 33	EL	N	N	4,132	\$4,968.92	\$1.20
2011	01	Supplier 33	EL	N	Y	78	\$108.24	\$1.39
2011	01	Supplier 33	EL	Y	N	2	\$3.89	\$1.95
2011	01	Supplier 33	EL	Y	Y	1	\$1.60	\$1.60
2011	01	Supplier 33	LIGHTING	N	N	55	\$14.86	\$0.27
2011	01	Supplier 34	GAS	N	N	12	-\$107.53	-\$8.96
2011	01	Supplier 36	EL	N	N	2,687	\$3,189.71	\$1.19
2011	01	Supplier 36	EL	N	Y	94	\$90.02	\$0.96
2011	01	Supplier 36	EL	Y	N	1	-\$1.63	-\$1.63
2011	01	Supplier 36	EL	Y	Y	3	\$3.55	\$1.18
2011	01	Supplier 36	GAS	N	N	465	-\$1,026.58	-\$2.21
2011	01	Supplier 36	GAS	N	Y	20	\$141.92	\$7.10
2011	01	Supplier 36	LIGHTING	N	N	132	\$12.05	\$0.09
2011	01	Supplier 38	GAS	N	N	48	-\$73.97	-\$1.54
2011	01	Supplier 38	GAS	N	Y	12	-\$29.96	-\$2.50

YEAR	MONTH	SERVICE SUPPLIER	SERVICE TYPE	AFFORD ABILITY PROGRAM	LOW INCOME CREDIT	COUNT	DELTA	AVERAGE
2011	01	Supplier 38	GAS	Y	Y	1	-\$1.75	-\$1.75
2011	01	Supplier 39	GAS	N	N	5	\$12.57	\$2.51
2011	01	Supplier 39	GAS	N	Y	2	\$6.88	\$3.44
2011	01	Supplier 40	GAS	N	N	1,469	\$45,102.11	\$30.70
2011	01	Supplier 40	GAS	N	Y	289	\$6,585.49	\$22.79
2011	01	Supplier 40	GAS	Y	N	2	\$55.22	\$27.61
2011	01	Supplier 41	EL	N	N	8,744	\$291,351.50	\$33.32
2011	01	Supplier 41	EL	N	Y	827	\$23,576.52	\$28.51
2011	01	Supplier 41	EL	Y	N	7	\$206.22	\$29.46
2011	01	Supplier 41	EL	Y	Y	6	\$278.24	\$46.37
2011	01	Supplier 41	LIGHTING	N	N	32	\$312.35	\$9.76
2011	01	Supplier 42	EL	N	N	2,263	-\$240.44	-\$0.11
2011	01	Supplier 42	EL	N	Y	44	\$5.85	\$0.13
2011	01	Supplier 42	LIGHTING	N	N	82	-\$37.24	-\$0.45
2011	01	Supplier 43	GAS	N	N	1,988	\$36,615.54	\$18.42
2011	01	Supplier 43	GAS	N	Y	212	\$2,550.46	\$12.03
2011	01	Supplier 43	GAS	Y	N	1	\$5.86	\$5.86
2011	01	Supplier 43	GAS	Y	Y	4	\$56.26	\$14.07
2011	01	Supplier 44	GAS	N	N	1,687	-\$646.14	-\$0.38
2011	01	Supplier 44	GAS	N	Y	320	\$85.12	\$0.27
2011	01	Supplier 44	GAS	Y	N	1	-\$9.48	-\$9.48
2011	01	Supplier 44	GAS	Y	Y	2	-\$13.98	-\$6.99
2011	01	Supplier 50	EL	N	N	1,102	\$12,669.54	\$11.50
2011	01	Supplier 50	EL	N	Y	364	\$3,736.05	\$10.26
2011	01	Supplier 50	EL	Y	N	1	\$15.08	\$15.08
2011	01	Supplier 50	EL	Y	Y	2	\$18.96	\$9.48
2011	02	Supplier 01	EL	N	N	10,323	\$343,494.28	\$33.27
2011	02	Supplier 01	EL	N	Y	2,055	\$59,542.74	\$28.97
2011	02	Supplier 01	EL	Y	N	21	\$748.27	\$35.63
2011	02	Supplier 01	EL	Y	Y	38	\$1,254.53	\$33.01
2011	02	Supplier 01	LIGHTING	N	N	16	\$233.49	\$14.59
2011	02	Supplier 02	EL	N	N	20,016	\$552,859.56	\$27.62
2011	02	Supplier 02	EL	N	Y	1,750	\$38,554.79	\$22.03
2011	02	Supplier 02	EL	Y	N	17	\$507.91	\$29.88
2011	02	Supplier 02	EL	Y	Y	20	\$508.15	\$25.41
2011	02	Supplier 02	GAS	N	N	10,902	\$370,379.04	\$33.97
2011	02	Supplier 02	GAS	N	Y	1,116	\$36,387.90	\$32.61
2011	02	Supplier 02	GAS	Y	N	8	\$234.53	\$29.32
2011	02	Supplier 02	GAS	Y	Y	16	\$553.41	\$34.59
2011	02	Supplier 02	LIGHTING	N	N	14	\$102.55	\$7.33
2011	02	Supplier 03	EL	N	N	33,427	-\$50,338.45	-\$1.51
2011	02	Supplier 03	EL	N	Y	3,110	-\$5,213.98	-\$1.68
2011	02	Supplier 03	EL	Y	N	23	-\$2.55	-\$0.11
2011	02	Supplier 03	EL	Y	Y	39	-\$43.36	-\$1.11
2011	02	Supplier 03	GAS	N	N	16,514	-\$99,266.81	-\$6.01
2011	02	Supplier 03	GAS	N	Y	2,032	-\$12,761.24	-\$6.28
2011	02	Supplier 03	GAS	Y	N	13	-\$74.87	-\$5.76

YEAR	MONTH	SERVICE SUPPLIER	SERVICE TYPE	AFFORD ABILITY PROGRAM	LOW INCOME CREDIT	COUNT	DELTA	AVERAGE
2011	02	Supplier 03	GAS	Y	Y	24	-\$123.21	-\$5.13
2011	02	Supplier 04	EL	N	N	583	-\$2,581.74	-\$4.43
2011	02	Supplier 04	EL	N	Y	40	-\$66.70	-\$1.67
2011	02	Supplier 04	GAS	N	N	182	-\$1,530.09	-\$8.41
2011	02	Supplier 04	GAS	N	Y	25	-\$73.88	-\$2.96
2011	02	Supplier 04	LIGHTING	N	N	108	-\$2.75	-\$0.03
2011	02	Supplier 08	EL	N	N	69	\$5,030.98	\$72.91
2011	02	Supplier 08	EL	N	Y	12	\$606.15	\$50.51
2011	02	Supplier 08	EL	Y	N	1	\$25.35	\$25.35
2011	02	Supplier 08	EL	Y	Y	1	\$53.93	\$53.93
2011	02	Supplier 08	LIGHTING	N	N	1	\$7.84	\$7.84
2011	02	Supplier 09	GAS	N	N	643	\$37,185.37	\$57.83
2011	02	Supplier 09	GAS	N	Y	304	\$17,232.74	\$56.69
2011	02	Supplier 09	GAS	Y	Y	5	\$310.12	\$62.02
2011	02	Supplier 10	EL	N	N	2,987	\$97,898.71	\$32.77
2011	02	Supplier 10	EL	N	Y	692	\$23,559.70	\$34.05
2011	02	Supplier 10	EL	Y	N	4	\$154.30	\$38.58
2011	02	Supplier 10	EL	Y	Y	14	\$624.87	\$44.63
2011	02	Supplier 11	EL	N	N	271	\$22.73	\$0.08
2011	02	Supplier 11	EL	N	Y	12	\$17.06	\$1.42
2011	02	Supplier 11	EL	Y	N	1	\$13.78	\$13.78
2011	02	Supplier 11	EL	Y	Y	1	-\$12.16	-\$12.16
2011	02	Supplier 12	EL	N	N	17,197	\$258,616.77	\$15.04
2011	02	Supplier 12	EL	N	Y	3,303	\$46,987.50	\$14.23
2011	02	Supplier 12	EL	Y	N	31	\$604.10	\$19.49
2011	02	Supplier 12	EL	Y	Y	62	\$1,133.49	\$18.28
2011	02	Supplier 12	GAS	N	N	6,357	\$197,507.53	\$31.07
2011	02	Supplier 12	GAS	N	Y	1,735	\$51,814.71	\$29.86
2011	02	Supplier 12	GAS	Y	N	3	\$126.07	\$42.02
2011	02	Supplier 12	GAS	Y	Y	24	\$620.02	\$25.83
2011	02	Supplier 13	EL	N	N	411	\$1,588.72	\$3.87
2011	02	Supplier 13	EL	N	Y	6	\$40.56	\$6.76
2011	02	Supplier 14	EL	N	N	1,434	\$2,799.43	\$1.95
2011	02	Supplier 14	EL	N	Y	210	\$770.37	\$3.67
2011	02	Supplier 14	EL	Y	N	4	\$14.79	\$3.70
2011	02	Supplier 14	EL	Y	Y	5	-\$18.96	-\$3.79
2011	02	Supplier 14	GAS	N	N	285	\$1,334.29	\$4.68
2011	02	Supplier 14	GAS	N	Y	44	\$219.98	\$5.00
2011	02	Supplier 14	GAS	Y	Y	1	\$2.06	\$2.06
2011	02	Supplier 15	EL	N	N	4	-\$12.67	-\$3.17
2011	02	Supplier 15	LIGHTING	N	N	3	-\$3.21	-\$1.07
2011	02	Supplier 16	EL	N	N	192	\$1,237.33	\$6.44
2011	02	Supplier 16	EL	N	Y	2	\$16.69	\$8.35
2011	02	Supplier 17	EL	N	N	1,485	-\$8,184.34	-\$5.51
2011	02	Supplier 17	EL	N	Y	13	-\$208.11	-\$16.01
2011	02	Supplier 17	EL	Y	N	1	-\$0.53	-\$0.53
2011	02	Supplier 17	LIGHTING	N	N	34	-\$67.61	-\$1.99

YEAR	MONTH	SERVICE SUPPLIER	SERVICE TYPE	AFFORD ABILITY PROGRAM	LOW INCOME CREDIT	COUNT	DELTA	AVERAGE
2011	02	Supplier 18	EL	N	N	8,213	\$544,334.08	\$66.28
2011	02	Supplier 18	EL	N	Y	222	\$14,407.46	\$64.90
2011	02	Supplier 18	LIGHTING	N	N	77	\$1,084.18	\$14.08
2011	02	Supplier 20	EL	N	N	9,506	\$342,854.10	\$36.07
2011	02	Supplier 20	EL	N	Y	565	\$11,291.21	\$19.98
2011	02	Supplier 20	EL	Y	N	2	\$21.69	\$10.85
2011	02	Supplier 20	EL	Y	Y	13	\$454.31	\$34.95
2011	02	Supplier 20	LIGHTING	N	N	235	\$2,049.24	\$8.72
2011	02	Supplier 21	GAS	N	N	97	\$15,894.28	\$163.86
2011	02	Supplier 21	GAS	N	Y	66	\$11,617.98	\$176.03
2011	02	Supplier 22	EL	N	N	17,604	\$274,677.76	\$15.60
2011	02	Supplier 22	EL	N	Y	4,268	\$61,068.03	\$14.31
2011	02	Supplier 22	EL	Y	N	24	\$340.95	\$14.21
2011	02	Supplier 22	EL	Y	Y	60	\$917.94	\$15.30
2011	02	Supplier 22	GAS	N	N	11,040	\$106,967.61	\$9.69
2011	02	Supplier 22	GAS	N	Y	2,957	\$29,423.73	\$9.95
2011	02	Supplier 22	GAS	Y	N	5	\$74.17	\$14.83
2011	02	Supplier 22	GAS	Y	Y	26	\$244.49	\$9.40
2011	02	Supplier 22	LIGHTING	N	N	31	\$209.54	\$6.76
2011	02	Supplier 24	EL	N	N	8,002	\$85,664.70	\$10.71
2011	02	Supplier 24	EL	N	Y	1,167	\$11,380.58	\$9.75
2011	02	Supplier 24	GAS	N	N	1,817	\$53,138.20	\$29.25
2011	02	Supplier 24	GAS	N	Y	611	\$19,796.93	\$32.40
2011	02	Supplier 24	LIGHTING	N	N	6	-\$10.44	-\$1.74
2011	02	Supplier 25	EL	N	N	15,495	\$132,008.23	\$8.52
2011	02	Supplier 25	EL	N	Y	2,690	\$15,555.68	\$5.78
2011	02	Supplier 25	EL	Y	N	24	\$371.54	\$15.48
2011	02	Supplier 25	EL	Y	Y	54	\$447.49	\$8.29
2011	02	Supplier 25	GAS	N	N	13,626	\$5,568.70	\$0.41
2011	02	Supplier 25	GAS	N	Y	2,481	\$509.85	\$0.21
2011	02	Supplier 25	GAS	Y	N	14	\$6.56	\$0.47
2011	02	Supplier 25	GAS	Y	Y	36	\$43.38	\$1.21
2011	02	Supplier 25	LIGHTING	N	N	1	\$7.51	\$7.51
2011	02	Supplier 26	GAS	N	N	11,529	\$213,503.94	\$18.52
2011	02	Supplier 26	GAS	N	Y	1,658	\$25,765.26	\$15.54
2011	02	Supplier 26	GAS	Y	N	6	\$132.59	\$22.10
2011	02	Supplier 26	GAS	Y	Y	22	\$454.13	\$20.64
2011	02	Supplier 28	EL	N	N	22,255	\$469,250.77	\$21.09
2011	02	Supplier 28	EL	N	Y	7,414	\$151,152.29	\$20.39
2011	02	Supplier 28	EL	Y	N	37	\$949.88	\$25.67
2011	02	Supplier 28	EL	Y	Y	80	\$2,189.25	\$27.37
2011	02	Supplier 28	GAS	N	N	7,386	\$349,475.31	\$47.32
2011	02	Supplier 28	GAS	N	Y	4,573	\$244,574.83	\$53.48
2011	02	Supplier 28	GAS	Y	N	16	\$785.77	\$49.11
2011	02	Supplier 28	GAS	Y	Y	62	\$3,289.74	\$53.06
2011	02	Supplier 28	LIGHTING	N	N	18	\$124.30	\$6.91
2011	02	Supplier 29	EL	N	N	1,187	\$11,334.83	\$9.55

YEAR	MONTH	SERVICE SUPPLIER	SERVICE TYPE	AFFORD ABILITY PROGRAM	LOW INCOME CREDIT	COUNT	DELTA	AVERAGE
2011	02	Supplier 29	EL	N	Y	325	\$3,233.58	\$9.95
2011	02	Supplier 29	EL	Y	N	4	\$82.13	\$20.53
2011	02	Supplier 29	EL	Y	Y	9	\$91.61	\$10.18
2011	02	Supplier 30	GAS	N	N	1,424	-\$3,392.24	-\$2.38
2011	02	Supplier 30	GAS	N	Y	427	-\$1,083.80	-\$2.54
2011	02	Supplier 30	GAS	Y	N	4	-\$7.47	-\$1.87
2011	02	Supplier 30	GAS	Y	Y	7	-\$11.96	-\$1.71
2011	02	Supplier 33	EL	N	N	3,848	\$2,117.66	\$0.55
2011	02	Supplier 33	EL	N	Y	71	\$52.60	\$0.74
2011	02	Supplier 33	EL	Y	N	2	\$1.19	\$0.60
2011	02	Supplier 33	EL	Y	Y	1	-\$0.13	-\$0.13
2011	02	Supplier 33	LIGHTING	N	N	53	\$13.04	\$0.25
2011	02	Supplier 34	GAS	N	N	12	-\$467.51	-\$38.96
2011	02	Supplier 36	EL	N	N	2,571	-\$1,841.45	-\$0.72
2011	02	Supplier 36	EL	N	Y	85	-\$238.10	-\$2.80
2011	02	Supplier 36	EL	Y	N	1	\$2.90	\$2.90
2011	02	Supplier 36	EL	Y	Y	3	\$2.18	\$0.73
2011	02	Supplier 36	GAS	N	N	461	-\$2,009.12	-\$4.36
2011	02	Supplier 36	GAS	N	Y	19	\$106.06	\$5.58
2011	02	Supplier 36	LIGHTING	N	N	132	\$21.63	\$0.16
2011	02	Supplier 38	GAS	N	N	86	-\$163.40	-\$1.90
2011	02	Supplier 38	GAS	N	Y	31	-\$65.32	-\$2.11
2011	02	Supplier 39	GAS	N	N	38	-\$61.35	-\$1.61
2011	02	Supplier 39	GAS	N	Y	19	-\$27.30	-\$1.44
2011	02	Supplier 40	GAS	N	N	1,470	\$40,698.97	\$27.69
2011	02	Supplier 40	GAS	N	Y	291	\$7,321.57	\$25.16
2011	02	Supplier 40	GAS	Y	N	2	\$40.24	\$20.12
2011	02	Supplier 41	EL	N	N	8,215	\$234,940.46	\$28.60
2011	02	Supplier 41	EL	N	Y	785	\$20,135.43	\$25.65
2011	02	Supplier 41	EL	Y	N	7	\$163.26	\$23.32
2011	02	Supplier 41	EL	Y	Y	6	\$235.80	\$39.30
2011	02	Supplier 41	LIGHTING	N	N	29	\$267.98	\$9.24
2011	02	Supplier 42	EL	N	N	2,231	-\$2,388.52	-\$1.07
2011	02	Supplier 42	EL	N	Y	47	-\$18.25	-\$0.39
2011	02	Supplier 42	LIGHTING	N	N	81	-\$41.48	-\$0.51
2011	02	Supplier 43	GAS	N	N	1,925	\$18,855.88	\$9.80
2011	02	Supplier 43	GAS	N	Y	200	\$1,251.71	\$6.26
2011	02	Supplier 43	GAS	Y	Y	4	\$27.67	\$6.92
2011	02	Supplier 44	GAS	N	N	1,560	-\$6,135.27	-\$3.93
2011	02	Supplier 44	GAS	N	Y	284	-\$899.71	-\$3.17
2011	02	Supplier 44	GAS	Y	N	1	-\$15.97	-\$15.97
2011	02	Supplier 44	GAS	Y	Y	2	-\$20.21	-\$10.11
2011	02	Supplier 50	EL	N	N	1,021	\$7,338.00	\$7.19
2011	02	Supplier 50	EL	N	Y	308	\$1,337.67	\$4.34
2011	02	Supplier 50	EL	Y	N	1	\$10.12	\$10.12
2011	03	Supplier 01	EL	N	N	11,302	\$344,569.63	\$30.49
2011	03	Supplier 01	EL	N	Y	2,427	\$83,008.02	\$34.20

YEAR	MONTH	SERVICE SUPPLIER	SERVICE TYPE	AFFORD ABILITY PROGRAM	LOW INCOME CREDIT	COUNT	DELTA	AVERAGE
2011	03	Supplier 01	EL	Y	N	16	\$473.78	\$29.61
2011	03	Supplier 01	EL	Y	Y	47	\$1,606.70	\$34.19
2011	03	Supplier 01	LIGHTING	N	N	18	\$239.66	\$13.31
2011	03	Supplier 02	EL	N	N	22,227	\$592,853.52	\$26.67
2011	03	Supplier 02	EL	N	Y	2,183	\$47,778.61	\$21.89
2011	03	Supplier 02	EL	Y	N	7	\$220.32	\$31.47
2011	03	Supplier 02	EL	Y	Y	34	\$834.56	\$24.55
2011	03	Supplier 02	GAS	N	N	11,917	\$401,240.22	\$33.67
2011	03	Supplier 02	GAS	N	Y	1,405	\$43,939.17	\$31.27
2011	03	Supplier 02	GAS	Y	N	3	\$88.48	\$29.49
2011	03	Supplier 02	GAS	Y	Y	23	\$782.02	\$34.00
2011	03	Supplier 02	LIGHTING	N	N	18	\$106.86	\$5.94
2011	03	Supplier 03	EL	N	N	39,091	-\$76,500.55	-\$1.96
2011	03	Supplier 03	EL	N	Y	4,152	-\$8,277.68	-\$1.99
2011	03	Supplier 03	EL	Y	N	22	-\$3.50	-\$0.16
2011	03	Supplier 03	EL	Y	Y	63	-\$136.35	-\$2.16
2011	03	Supplier 03	GAS	N	N	19,405	\$42,350.32	\$2.18
2011	03	Supplier 03	GAS	N	Y	2,682	\$2,940.25	\$1.10
2011	03	Supplier 03	GAS	Y	N	12	\$17.88	\$1.49
2011	03	Supplier 03	GAS	Y	Y	39	\$42.97	\$1.10
2011	03	Supplier 04	EL	N	N	636	-\$2,763.91	-\$4.35
2011	03	Supplier 04	EL	N	Y	41	-\$69.53	-\$1.70
2011	03	Supplier 04	GAS	N	N	204	-\$1,373.15	-\$6.73
2011	03	Supplier 04	GAS	N	Y	23	-\$5.24	-\$0.23
2011	03	Supplier 04	LIGHTING	N	N	115	\$57.25	\$0.50
2011	03	Supplier 08	EL	N	N	115	\$7,079.40	\$61.56
2011	03	Supplier 08	EL	N	Y	41	\$1,402.96	\$34.22
2011	03	Supplier 08	EL	Y	N	2	\$63.01	\$31.51
2011	03	Supplier 08	EL	Y	Y	4	\$129.07	\$32.27
2011	03	Supplier 08	LIGHTING	N	N	1	\$16.08	\$16.08
2011	03	Supplier 09	GAS	N	N	679	\$26,667.97	\$39.28
2011	03	Supplier 09	GAS	N	Y	323	\$13,069.02	\$40.46
2011	03	Supplier 09	GAS	Y	Y	4	\$147.86	\$36.97
2011	03	Supplier 10	EL	N	N	3,123	\$128,686.53	\$41.21
2011	03	Supplier 10	EL	N	Y	739	\$33,877.26	\$45.84
2011	03	Supplier 10	EL	Y	N	2	\$159.39	\$79.70
2011	03	Supplier 10	EL	Y	Y	11	\$537.97	\$48.91
2011	03	Supplier 11	EL	N	N	299	\$2,529.85	\$8.46
2011	03	Supplier 11	EL	N	Y	14	\$63.60	\$4.54
2011	03	Supplier 11	EL	Y	N	1	\$14.99	\$14.99
2011	03	Supplier 11	EL	Y	Y	1	-\$7.66	-\$7.66
2011	03	Supplier 12	EL	N	N	19,079	\$477,975.61	\$25.05
2011	03	Supplier 12	EL	N	Y	3,893	\$98,148.65	\$25.21
2011	03	Supplier 12	EL	Y	N	30	\$903.10	\$30.10
2011	03	Supplier 12	EL	Y	Y	80	\$2,370.28	\$29.63
2011	03	Supplier 12	GAS	N	N	6,918	\$179,913.95	\$26.01
2011	03	Supplier 12	GAS	N	Y	2,028	\$49,777.31	\$24.55

YEAR	MONTH	SERVICE SUPPLIER	SERVICE TYPE	AFFORD ABILITY PROGRAM	LOW INCOME CREDIT	COUNT	DELTA	AVERAGE
2011	03	Supplier 12	GAS	Y	N	7	\$136.71	\$19.53
2011	03	Supplier 12	GAS	Y	Y	27	\$642.75	\$23.81
2011	03	Supplier 13	EL	N	N	470	\$1,283.32	\$2.73
2011	03	Supplier 13	EL	N	Y	7	\$31.04	\$4.43
2011	03	Supplier 14	EL	N	N	1,527	\$13,277.26	\$8.69
2011	03	Supplier 14	EL	N	Y	259	\$2,746.91	\$10.61
2011	03	Supplier 14	EL	Y	N	2	\$23.11	\$11.56
2011	03	Supplier 14	EL	Y	Y	5	\$38.73	\$7.75
2011	03	Supplier 14	GAS	N	N	284	\$172.82	\$0.61
2011	03	Supplier 14	GAS	N	Y	56	-\$0.29	-\$0.01
2011	03	Supplier 14	GAS	Y	Y	1	-\$2.00	-\$2.00
2011	03	Supplier 15	EL	N	N	4	-\$6.97	-\$1.74
2011	03	Supplier 15	LIGHTING	N	N	2	-\$0.53	-\$0.27
2011	03	Supplier 16	EL	N	N	241	\$1,414.99	\$5.87
2011	03	Supplier 16	EL	N	Y	2	\$13.53	\$6.77
2011	03	Supplier 17	EL	N	N	1,879	-\$8,821.44	-\$4.69
2011	03	Supplier 17	EL	N	Y	16	-\$272.05	-\$17.00
2011	03	Supplier 17	EL	Y	N	1	-\$1.10	-\$1.10
2011	03	Supplier 17	LIGHTING	N	N	42	-\$40.33	-\$0.96
2011	03	Supplier 18	EL	N	N	9,269	\$616,272.42	\$66.49
2011	03	Supplier 18	EL	N	Y	281	\$18,868.45	\$67.15
2011	03	Supplier 18	EL	Y	Y	2	\$74.58	\$37.29
2011	03	Supplier 18	LIGHTING	N	N	71	\$967.40	\$13.63
2011	03	Supplier 20	EL	N	N	11,592	\$148,092.40	\$12.78
2011	03	Supplier 20	EL	N	Y	812	\$6,444.69	\$7.94
2011	03	Supplier 20	EL	Y	N	5	\$78.92	\$15.78
2011	03	Supplier 20	EL	Y	Y	15	\$169.31	\$11.29
2011	03	Supplier 20	LIGHTING	N	N	272	\$1,540.16	\$5.66
2011	03	Supplier 21	GAS	N	N	86	\$7,042.62	\$81.89
2011	03	Supplier 21	GAS	N	Y	74	\$7,851.23	\$106.10
2011	03	Supplier 22	EL	N	N	19,257	\$284,033.63	\$14.75
2011	03	Supplier 22	EL	N	Y	5,086	\$69,669.59	\$13.70
2011	03	Supplier 22	EL	Y	N	9	\$122.66	\$13.63
2011	03	Supplier 22	EL	Y	Y	86	\$1,195.00	\$13.90
2011	03	Supplier 22	GAS	N	N	11,957	\$76,901.63	\$6.43
2011	03	Supplier 22	GAS	N	Y	3,324	\$20,636.75	\$6.21
2011	03	Supplier 22	GAS	Y	N	2	\$16.91	\$8.46
2011	03	Supplier 22	GAS	Y	Y	41	\$239.58	\$5.84
2011	03	Supplier 22	LIGHTING	N	N	35	\$221.43	\$6.33
2011	03	Supplier 23	EL	N	N	2	\$0.11	\$0.06
2011	03	Supplier 24	EL	N	N	9,122	\$206,633.07	\$22.65
2011	03	Supplier 24	EL	N	Y	1,361	\$30,179.58	\$22.17
2011	03	Supplier 24	GAS	N	N	1,928	\$50,873.32	\$26.39
2011	03	Supplier 24	GAS	N	Y	685	\$17,305.04	\$25.26
2011	03	Supplier 24	LIGHTING	N	N	6	\$73.35	\$12.23
2011	03	Supplier 25	EL	N	N	17,936	\$379,419.86	\$21.15
2011	03	Supplier 25	EL	N	Y	3,280	\$59,053.60	\$18.00

YEAR	MONTH	SERVICE SUPPLIER	SERVICE TYPE	AFFORD ABILITY PROGRAM	LOW INCOME CREDIT	COUNT	DELTA	AVERAGE
2011	03	Supplier 25	EL	Y	N	23	\$649.41	\$28.24
2011	03	Supplier 25	EL	Y	Y	63	\$1,312.81	\$20.84
2011	03	Supplier 25	GAS	N	N	15,453	-\$47,270.75	-\$3.06
2011	03	Supplier 25	GAS	N	Y	2,913	-\$9,360.89	-\$3.21
2011	03	Supplier 25	GAS	Y	N	10	-\$31.59	-\$3.16
2011	03	Supplier 25	GAS	Y	Y	44	-\$125.56	-\$2.85
2011	03	Supplier 25	LIGHTING	N	N	1	\$4.53	\$4.53
2011	03	Supplier 26	GAS	N	N	12,574	\$203,350.53	\$16.17
2011	03	Supplier 26	GAS	N	Y	1,999	\$28,670.91	\$14.34
2011	03	Supplier 26	GAS	Y	N	6	\$169.90	\$28.32
2011	03	Supplier 26	GAS	Y	Y	33	\$465.31	\$14.10
2011	03	Supplier 27	GAS	N	N	8	-\$188.12	-\$23.52
2011	03	Supplier 28	EL	N	N	25,734	\$719,427.36	\$27.96
2011	03	Supplier 28	EL	N	Y	9,387	\$272,908.18	\$29.07
2011	03	Supplier 28	EL	Y	N	60	\$1,847.54	\$30.79
2011	03	Supplier 28	EL	Y	Y	169	\$5,294.26	\$31.33
2011	03	Supplier 28	GAS	N	N	8,891	\$347,369.64	\$39.07
2011	03	Supplier 28	GAS	N	Y	5,940	\$245,729.27	\$41.37
2011	03	Supplier 28	GAS	Y	N	16	\$535.67	\$33.48
2011	03	Supplier 28	GAS	Y	Y	75	\$3,344.55	\$44.59
2011	03	Supplier 28	LIGHTING	N	N	19	\$179.23	\$9.43
2011	03	Supplier 29	EL	N	N	1,443	\$31,720.72	\$21.98
2011	03	Supplier 29	EL	N	Y	430	\$9,499.71	\$22.09
2011	03	Supplier 29	EL	Y	N	2	\$30.13	\$15.07
2011	03	Supplier 29	EL	Y	Y	14	\$324.87	\$23.21
2011	03	Supplier 30	GAS	N	N	1,715	-\$3,179.06	-\$1.85
2011	03	Supplier 30	GAS	N	Y	514	-\$1,054.82	-\$2.05
2011	03	Supplier 30	GAS	Y	N	2	-\$1.33	-\$0.67
2011	03	Supplier 30	GAS	Y	Y	7	-\$16.07	-\$2.30
2011	03	Supplier 33	EL	N	N	4,476	-\$625.90	-\$0.14
2011	03	Supplier 33	EL	N	Y	97	-\$21.20	-\$0.22
2011	03	Supplier 33	EL	Y	N	1	\$0.14	\$0.14
2011	03	Supplier 33	EL	Y	Y	2	-\$0.26	-\$0.13
2011	03	Supplier 33	LIGHTING	N	N	58	\$22.06	\$0.38
2011	03	Supplier 34	GAS	N	N	14	-\$519.08	-\$37.08
2011	03	Supplier 36	EL	N	N	2,737	\$2,281.96	\$0.83
2011	03	Supplier 36	EL	N	Y	97	\$454.35	\$4.68
2011	03	Supplier 36	EL	Y	N	1	\$0.10	\$0.10
2011	03	Supplier 36	EL	Y	Y	2	\$8.68	\$4.34
2011	03	Supplier 36	GAS	N	N	505	-\$1,114.68	-\$2.21
2011	03	Supplier 36	GAS	N	Y	21	\$82.57	\$3.93
2011	03	Supplier 36	LIGHTING	N	N	139	\$77.53	\$0.56
2011	03	Supplier 38	GAS	N	N	86	-\$309.92	-\$3.60
2011	03	Supplier 38	GAS	N	Y	45	-\$166.72	-\$3.70
2011	03	Supplier 39	GAS	N	N	57	-\$187.77	-\$3.29
2011	03	Supplier 39	GAS	N	Y	42	-\$167.70	-\$3.99
2011	03	Supplier 40	GAS	N	N	1,711	\$37,137.37	\$21.71

YEAR	MONTH	SERVICE SUPPLIER	SERVICE TYPE	AFFORD ABILITY PROGRAM	LOW INCOME CREDIT	COUNT	DELTA	AVERAGE
2011	03	Supplier 40	GAS	N	Y	373	\$6,000.11	\$16.09
2011	03	Supplier 40	GAS	Y	N	1	-\$14.58	-\$14.58
2011	03	Supplier 40	GAS	Y	Y	2	\$68.72	\$34.36
2011	03	Supplier 41	EL	N	N	9,050	\$387,123.74	\$42.78
2011	03	Supplier 41	EL	N	Y	976	\$41,201.63	\$42.21
2011	03	Supplier 41	EL	Y	N	9	\$378.16	\$42.02
2011	03	Supplier 41	EL	Y	Y	15	\$786.73	\$52.45
2011	03	Supplier 41	LIGHTING	N	N	37	\$428.60	\$11.58
2011	03	Supplier 42	EL	N	N	2,476	-\$4,169.15	-\$1.68
2011	03	Supplier 42	EL	N	Y	50	-\$41.40	-\$0.83
2011	03	Supplier 42	LIGHTING	N	N	93	\$15.24	\$0.16
2011	03	Supplier 43	GAS	N	N	2,223	\$56,994.37	\$25.64
2011	03	Supplier 43	GAS	N	Y	274	\$4,600.41	\$16.79
2011	03	Supplier 43	GAS	Y	N	2	\$32.48	\$16.24
2011	03	Supplier 43	GAS	Y	Y	4	\$61.38	\$15.35
2011	03	Supplier 44	GAS	N	N	1,729	-\$10,580.76	-\$6.12
2011	03	Supplier 44	GAS	N	Y	332	-\$1,829.83	-\$5.51
2011	03	Supplier 44	GAS	Y	Y	3	-\$23.46	-\$7.82
2011	03	Supplier 50	EL	N	N	1,135	\$20,269.08	\$17.86
2011	03	Supplier 50	EL	N	Y	367	\$7,112.93	\$19.38
2011	03	Supplier 50	EL	Y	N	2	\$54.00	\$27.00
2011	03	Supplier 50	EL	Y	Y	6	\$136.89	\$22.82
2011	04	Supplier 01	EL	N	N	9,879	\$266,374.86	\$26.96
2011	04	Supplier 01	EL	N	Y	2,173	\$65,394.02	\$30.09
2011	04	Supplier 01	EL	Y	N	13	\$398.70	\$30.67
2011	04	Supplier 01	EL	Y	Y	45	\$1,411.81	\$31.37
2011	04	Supplier 01	LIGHTING	N	N	16	\$240.19	\$15.01
2011	04	Supplier 02	EL	N	N	19,883	\$492,821.28	\$24.79
2011	04	Supplier 02	EL	N	Y	1,906	\$36,158.33	\$18.97
2011	04	Supplier 02	EL	Y	N	7	\$201.93	\$28.85
2011	04	Supplier 02	EL	Y	Y	31	\$734.49	\$23.69
2011	04	Supplier 02	GAS	N	N	10,587	\$220,135.50	\$20.79
2011	04	Supplier 02	GAS	N	Y	1,192	\$23,535.73	\$19.74
2011	04	Supplier 02	GAS	Y	N	3	\$53.40	\$17.80
2011	04	Supplier 02	GAS	Y	Y	20	\$424.97	\$21.25
2011	04	Supplier 02	LIGHTING	N	N	15	\$111.41	\$7.43
2011	04	Supplier 03	EL	N	N	37,305	-\$63,757.72	-\$1.71
2011	04	Supplier 03	EL	N	Y	3,721	-\$6,476.58	-\$1.74
2011	04	Supplier 03	EL	Y	N	18	-\$10.60	-\$0.59
2011	04	Supplier 03	EL	Y	Y	49	-\$88.75	-\$1.81
2011	04	Supplier 03	GAS	N	N	17,388	\$23,060.36	\$1.33
2011	04	Supplier 03	GAS	N	Y	2,305	\$1,523.83	\$0.66
2011	04	Supplier 03	GAS	Y	N	8	\$32.80	\$4.10
2011	04	Supplier 03	GAS	Y	Y	30	\$67.38	\$2.25
2011	04	Supplier 04	EL	N	N	587	-\$2,319.46	-\$3.95
2011	04	Supplier 04	EL	N	Y	35	-\$61.17	-\$1.75
2011	04	Supplier 04	GAS	N	N	180	-\$1,066.79	-\$5.93

YEAR	MONTH	SERVICE SUPPLIER	SERVICE TYPE	AFFORD ABILITY PROGRAM	LOW INCOME CREDIT	COUNT	DELTA	AVERAGE
2011	04	Supplier 04	GAS	N	Y	22	-\$35.01	-\$1.59
2011	04	Supplier 04	LIGHTING	N	N	109	\$61.76	\$0.57
2011	04	Supplier 06	GAS	N	Y	2	-\$6.28	-\$3.14
2011	04	Supplier 08	EL	N	N	77	\$4,486.36	\$58.26
2011	04	Supplier 08	EL	N	Y	19	\$888.91	\$46.78
2011	04	Supplier 08	EL	Y	N	1	\$25.12	\$25.12
2011	04	Supplier 08	EL	Y	Y	3	\$107.07	\$35.69
2011	04	Supplier 08	LIGHTING	N	N	1	\$9.10	\$9.10
2011	04	Supplier 09	GAS	N	N	565	\$17,039.70	\$30.16
2011	04	Supplier 09	GAS	N	Y	255	\$8,135.19	\$31.90
2011	04	Supplier 09	GAS	Y	Y	4	\$118.15	\$29.54
2011	04	Supplier 10	EL	N	N	2,660	\$95,901.79	\$36.05
2011	04	Supplier 10	EL	N	Y	609	\$23,396.40	\$38.42
2011	04	Supplier 10	EL	Y	N	2	\$108.61	\$54.31
2011	04	Supplier 10	EL	Y	Y	10	\$487.04	\$48.70
2011	04	Supplier 11	EL	N	N	274	\$2,705.00	\$9.87
2011	04	Supplier 11	EL	N	Y	12	\$84.69	\$7.06
2011	04	Supplier 11	EL	Y	N	1	\$14.57	\$14.57
2011	04	Supplier 11	EL	Y	Y	1	-\$5.58	-\$5.58
2011	04	Supplier 12	EL	N	N	16,599	\$359,942.94	\$21.68
2011	04	Supplier 12	EL	N	Y	3,255	\$71,920.36	\$22.10
2011	04	Supplier 12	EL	Y	N	25	\$741.30	\$29.65
2011	04	Supplier 12	EL	Y	Y	72	\$1,853.38	\$25.74
2011	04	Supplier 12	GAS	N	N	6,097	\$103,932.87	\$17.05
2011	04	Supplier 12	GAS	N	Y	1,730	\$27,401.80	\$15.84
2011	04	Supplier 12	GAS	Y	N	3	\$41.71	\$13.90
2011	04	Supplier 12	GAS	Y	Y	27	\$420.56	\$15.58
2011	04	Supplier 13	EL	N	N	393	\$1,017.83	\$2.59
2011	04	Supplier 13	EL	N	Y	7	\$25.32	\$3.62
2011	04	Supplier 14	EL	N	N	1,306	\$11,259.18	\$8.62
2011	04	Supplier 14	EL	N	Y	215	\$2,001.72	\$9.31
2011	04	Supplier 14	EL	Y	N	2	\$19.27	\$9.64
2011	04	Supplier 14	EL	Y	Y	5	\$43.47	\$8.69
2011	04	Supplier 14	GAS	N	N	259	-\$602.07	-\$2.32
2011	04	Supplier 14	GAS	N	Y	47	-\$143.90	-\$3.06
2011	04	Supplier 14	GAS	Y	Y	1	-\$4.91	-\$4.91
2011	04	Supplier 15	EL	N	N	5	-\$6.85	-\$1.37
2011	04	Supplier 15	LIGHTING	N	N	2	-\$0.28	-\$0.14
2011	04	Supplier 16	EL	N	N	200	\$1,053.15	\$5.27
2011	04	Supplier 16	EL	N	Y	2	\$9.39	\$4.70
2011	04	Supplier 17	EL	N	N	1,602	-\$6,387.80	-\$3.99
2011	04	Supplier 17	EL	N	Y	16	-\$214.33	-\$13.40
2011	04	Supplier 17	EL	Y	N	1	-\$0.95	-\$0.95
2011	04	Supplier 17	LIGHTING	N	N	34	-\$26.11	-\$0.77
2011	04	Supplier 18	EL	N	N	8,275	\$440,063.66	\$53.18
2011	04	Supplier 18	EL	N	Y	239	\$12,758.14	\$53.38
2011	04	Supplier 18	EL	Y	Y	1	\$27.01	\$27.01

YEAR	MONTH	SERVICE SUPPLIER	SERVICE TYPE	AFFORD ABILITY PROGRAM	LOW INCOME CREDIT	COUNT	DELTA	AVERAGE
2011	04	Supplier 18	LIGHTING	N	N	74	\$999.89	\$13.51
2011	04	Supplier 20	EL	N	N	11,661	\$113,000.25	\$9.69
2011	04	Supplier 20	EL	N	Y	829	\$4,229.27	\$5.10
2011	04	Supplier 20	EL	Y	N	3	\$12.72	\$4.24
2011	04	Supplier 20	EL	Y	Y	13	\$122.11	\$9.39
2011	04	Supplier 20	LIGHTING	N	N	256	\$1,301.24	\$5.08
2011	04	Supplier 21	GAS	N	N	51	-\$18.85	-\$0.37
2011	04	Supplier 21	GAS	N	Y	52	\$11.25	\$0.22
2011	04	Supplier 22	EL	N	N	17,136	\$232,527.34	\$13.57
2011	04	Supplier 22	EL	N	Y	4,431	\$54,606.03	\$12.32
2011	04	Supplier 22	EL	Y	N	9	\$110.04	\$12.23
2011	04	Supplier 22	EL	Y	Y	75	\$955.79	\$12.74
2011	04	Supplier 22	GAS	N	N	10,788	\$25,573.54	\$2.37
2011	04	Supplier 22	GAS	N	Y	2,933	\$5,770.72	\$1.97
2011	04	Supplier 22	GAS	Y	N	2	\$2.47	\$1.24
2011	04	Supplier 22	GAS	Y	Y	34	\$51.56	\$1.52
2011	04	Supplier 22	LIGHTING	N	N	30	\$208.51	\$6.95
2011	04	Supplier 23	EL	N	N	7	-\$4.32	-\$0.62
2011	04	Supplier 24	EL	N	N	7,998	\$199,592.95	\$24.96
2011	04	Supplier 24	EL	N	Y	1,236	\$27,441.84	\$22.20
2011	04	Supplier 24	GAS	N	N	1,694	\$32,395.65	\$19.12
2011	04	Supplier 24	GAS	N	Y	546	\$10,033.18	\$18.38
2011	04	Supplier 24	LIGHTING	N	N	5	\$103.56	\$20.71
2011	04	Supplier 25	EL	N	N	15,310	\$325,047.54	\$21.23
2011	04	Supplier 25	EL	N	Y	2,834	\$50,982.48	\$17.99
2011	04	Supplier 25	EL	Y	N	19	\$568.24	\$29.91
2011	04	Supplier 25	EL	Y	Y	57	\$1,191.85	\$20.91
2011	04	Supplier 25	GAS	N	N	13,158	-\$63,955.29	-\$4.86
2011	04	Supplier 25	GAS	N	Y	2,523	-\$12,463.24	-\$4.94
2011	04	Supplier 25	GAS	Y	N	8	-\$39.57	-\$4.95
2011	04	Supplier 25	GAS	Y	Y	41	-\$201.81	-\$4.92
2011	04	Supplier 25	LIGHTING	N	N	1	\$6.17	\$6.17
2011	04	Supplier 26	GAS	N	N	11,471	\$108,020.28	\$9.42
2011	04	Supplier 26	GAS	N	Y	1,782	\$15,023.14	\$8.43
2011	04	Supplier 26	GAS	Y	N	4	\$84.56	\$21.14
2011	04	Supplier 26	GAS	Y	Y	27	\$208.90	\$7.74
2011	04	Supplier 27	GAS	N	N	11	-\$131.20	-\$11.93
2011	04	Supplier 27	GAS	N	Y	3	-\$3.84	-\$1.28
2011	04	Supplier 28	EL	N	N	22,126	\$582,489.81	\$26.33
2011	04	Supplier 28	EL	N	Y	7,832	\$210,249.10	\$26.84
2011	04	Supplier 28	EL	Y	N	52	\$1,614.51	\$31.05
2011	04	Supplier 28	EL	Y	Y	146	\$4,476.19	\$30.66
2011	04	Supplier 28	GAS	N	N	7,028	\$189,989.04	\$27.03
2011	04	Supplier 28	GAS	N	Y	4,728	\$130,715.87	\$27.65
2011	04	Supplier 28	GAS	Y	N	12	\$285.36	\$23.78
2011	04	Supplier 28	GAS	Y	Y	63	\$1,830.71	\$29.06
2011	04	Supplier 28	LIGHTING	N	N	17	\$132.45	\$7.79

YEAR	MONTH	SERVICE SUPPLIER	SERVICE TYPE	AFFORD ABILITY PROGRAM	LOW INCOME CREDIT	COUNT	DELTA	AVERAGE
2011	04	Supplier 29	EL	N	N	1,215	\$26,941.11	\$22.17
2011	04	Supplier 29	EL	N	Y	405	\$8,631.31	\$21.31
2011	04	Supplier 29	EL	Y	N	2	\$32.98	\$16.49
2011	04	Supplier 29	EL	Y	Y	10	\$260.06	\$26.01
2011	04	Supplier 30	GAS	N	N	1,336	-\$3,160.56	-\$2.37
2011	04	Supplier 30	GAS	N	Y	432	-\$1,193.51	-\$2.76
2011	04	Supplier 30	GAS	Y	N	2	-\$5.82	-\$2.91
2011	04	Supplier 30	GAS	Y	Y	7	-\$17.16	-\$2.45
2011	04	Supplier 33	EL	N	N	3,863	-\$632.19	-\$0.16
2011	04	Supplier 33	EL	N	Y	80	-\$16.42	-\$0.21
2011	04	Supplier 33	EL	Y	N	1	\$0.09	\$0.09
2011	04	Supplier 33	EL	Y	Y	2	-\$0.31	-\$0.16
2011	04	Supplier 33	LIGHTING	N	N	56	\$23.08	\$0.41
2011	04	Supplier 34	GAS	N	N	13	-\$357.93	-\$27.53
2011	04	Supplier 35	GAS	N	N	1	-\$38.01	-\$38.01
2011	04	Supplier 36	EL	N	N	2,497	\$3,228.20	\$1.29
2011	04	Supplier 36	EL	N	Y	90	\$479.46	\$5.33
2011	04	Supplier 36	EL	Y	N	1	\$0.02	\$0.02
2011	04	Supplier 36	EL	Y	Y	2	\$9.00	\$4.50
2011	04	Supplier 36	GAS	N	N	457	-\$1,356.29	-\$2.97
2011	04	Supplier 36	GAS	N	Y	20	\$33.76	\$1.69
2011	04	Supplier 36	LIGHTING	N	N	129	\$101.12	\$0.78
2011	04	Supplier 37	EL	N	N	39	\$308.70	\$7.92
2011	04	Supplier 37	EL	N	Y	9	\$103.56	\$11.51
2011	04	Supplier 38	GAS	N	N	86	-\$575.57	-\$6.69
2011	04	Supplier 38	GAS	N	Y	35	-\$225.92	-\$6.45
2011	04	Supplier 39	GAS	N	N	44	-\$159.09	-\$3.62
2011	04	Supplier 39	GAS	N	Y	28	-\$95.44	-\$3.41
2011	04	Supplier 40	GAS	N	N	1,585	\$21,929.27	\$13.84
2011	04	Supplier 40	GAS	N	Y	384	\$3,212.52	\$8.37
2011	04	Supplier 40	GAS	Y	N	1	-\$9.59	-\$9.59
2011	04	Supplier 40	GAS	Y	Y	2	\$36.14	\$18.07
2011	04	Supplier 41	EL	N	N	7,951	\$326,120.45	\$41.02
2011	04	Supplier 41	EL	N	Y	933	\$32,151.72	\$34.46
2011	04	Supplier 41	EL	Y	N	9	\$391.04	\$43.45
2011	04	Supplier 41	EL	Y	Y	15	\$733.28	\$48.89
2011	04	Supplier 41	LIGHTING	N	N	28	\$297.93	\$10.64
2011	04	Supplier 42	EL	N	N	2,369	-\$3,765.30	-\$1.59
2011	04	Supplier 42	EL	N	Y	46	-\$33.28	-\$0.72
2011	04	Supplier 42	LIGHTING	N	N	85	\$106.75	\$1.26
2011	04	Supplier 43	GAS	N	N	2,185	\$43,141.83	\$19.74
2011	04	Supplier 43	GAS	N	Y	256	\$3,455.67	\$13.50
2011	04	Supplier 43	GAS	Y	Y	4	\$47.53	\$11.88
2011	04	Supplier 44	GAS	N	N	1,525	-\$8,073.74	-\$5.29
2011	04	Supplier 44	GAS	N	Y	274	-\$1,348.89	-\$4.92
2011	04	Supplier 44	GAS	Y	Y	3	-\$27.72	-\$9.24
2011	04	Supplier 50	EL	N	N	998	\$17,717.90	\$17.75

YEAR	MONTH	SERVICE SUPPLIER	SERVICE TYPE	AFFORD ABILITY PROGRAM	LOW INCOME CREDIT	COUNT	DELTA	AVERAGE
2011	04	Supplier 50	EL	N	Y	295	\$5,975.36	\$20.26
2011	04	Supplier 50	EL	Y	N	2	\$49.15	\$24.58
2011	04	Supplier 50	EL	Y	Y	6	\$166.21	\$27.70
2011	05	Supplier 01	EL	N	N	10,754	\$251,943.11	\$23.43
2011	05	Supplier 01	EL	N	Y	2,382	\$57,983.60	\$24.34
2011	05	Supplier 01	EL	Y	N	12	\$295.03	\$24.59
2011	05	Supplier 01	EL	Y	Y	53	\$1,315.18	\$24.81
2011	05	Supplier 01	LIGHTING	N	N	18	\$256.39	\$14.24
2011	05	Supplier 02	EL	N	N	22,650	\$489,502.81	\$21.61
2011	05	Supplier 02	EL	N	Y	2,357	\$36,309.12	\$15.40
2011	05	Supplier 02	EL	Y	N	4	\$95.75	\$23.94
2011	05	Supplier 02	EL	Y	Y	47	\$931.62	\$19.82
2011	05	Supplier 02	GAS	N	N	12,146	\$121,967.44	\$10.04
2011	05	Supplier 02	GAS	N	Y	1,545	\$13,738.16	\$8.89
2011	05	Supplier 02	GAS	Y	N	2	\$18.05	\$9.03
2011	05	Supplier 02	GAS	Y	Y	31	\$248.88	\$8.03
2011	05	Supplier 02	LIGHTING	N	N	18	\$116.78	\$6.49
2011	05	Supplier 03	EL	N	N	47,431	-\$70,373.02	-\$1.48
2011	05	Supplier 03	EL	N	Y	5,070	-\$6,942.28	-\$1.37
2011	05	Supplier 03	EL	Y	N	21	-\$35.10	-\$1.67
2011	05	Supplier 03	EL	Y	Y	78	-\$90.00	-\$1.15
2011	05	Supplier 03	GAS	N	N	22,202	\$32,571.26	\$1.47
2011	05	Supplier 03	GAS	N	Y	3,207	\$3,135.74	\$0.98
2011	05	Supplier 03	GAS	Y	N	11	\$12.51	\$1.14
2011	05	Supplier 03	GAS	Y	Y	47	\$80.09	\$1.70
2011	05	Supplier 04	EL	N	N	664	-\$2,080.13	-\$3.13
2011	05	Supplier 04	EL	N	Y	34	-\$49.09	-\$1.44
2011	05	Supplier 04	GAS	N	N	227	-\$409.21	-\$1.80
2011	05	Supplier 04	GAS	N	Y	17	-\$7.78	-\$0.46
2011	05	Supplier 04	LIGHTING	N	N	118	\$70.99	\$0.60
2011	05	Supplier 05	EL	N	N	2	\$20.55	\$10.28
2011	05	Supplier 05	EL	N	Y	1	\$6.96	\$6.96
2011	05	Supplier 06	GAS	N	N	129	-\$486.69	-\$3.77
2011	05	Supplier 06	GAS	N	Y	120	-\$621.68	-\$5.18
2011	05	Supplier 07	EL	N	Y	1	\$0.22	\$0.22
2011	05	Supplier 08	EL	N	N	83	\$3,793.22	\$45.70
2011	05	Supplier 08	EL	N	Y	35	\$1,023.42	\$29.24
2011	05	Supplier 08	EL	Y	Y	4	\$130.29	\$32.57
2011	05	Supplier 08	LIGHTING	N	N	1	\$12.88	\$12.88
2011	05	Supplier 09	GAS	N	N	623	\$13,428.58	\$21.55
2011	05	Supplier 09	GAS	N	Y	284	\$6,279.48	\$22.11
2011	05	Supplier 09	GAS	Y	Y	4	\$74.02	\$18.51
2011	05	Supplier 10	EL	N	N	2,806	\$89,883.80	\$32.03
2011	05	Supplier 10	EL	N	Y	652	\$20,383.51	\$31.26
2011	05	Supplier 10	EL	Y	Y	14	\$564.29	\$40.31
2011	05	Supplier 11	EL	N	N	315	\$2,942.21	\$9.34
2011	05	Supplier 11	EL	N	Y	14	\$66.50	\$4.75

YEAR	MONTH	SERVICE SUPPLIER	SERVICE TYPE	AFFORD ABILITY PROGRAM	LOW INCOME CREDIT	COUNT	DELTA	AVERAGE
2011	05	Supplier 11	EL	Y	N	1	\$12.29	\$12.29
2011	05	Supplier 11	EL	Y	Y	1	-\$4.83	-\$4.83
2011	05	Supplier 12	EL	N	N	18,670	\$377,178.95	\$20.20
2011	05	Supplier 12	EL	N	Y	3,651	\$69,862.66	\$19.14
2011	05	Supplier 12	EL	Y	N	26	\$631.57	\$24.29
2011	05	Supplier 12	EL	Y	Y	86	\$1,909.00	\$22.20
2011	05	Supplier 12	GAS	N	N	6,991	\$49,440.05	\$7.07
2011	05	Supplier 12	GAS	N	Y	2,038	\$13,700.27	\$6.72
2011	05	Supplier 12	GAS	Y	N	4	\$27.12	\$6.78
2011	05	Supplier 12	GAS	Y	Y	30	\$162.20	\$5.41
2011	05	Supplier 13	EL	N	N	449	\$998.19	\$2.22
2011	05	Supplier 13	EL	N	Y	7	\$18.18	\$2.60
2011	05	Supplier 14	EL	N	N	1,393	\$11,797.25	\$8.47
2011	05	Supplier 14	EL	N	Y	235	\$1,994.07	\$8.49
2011	05	Supplier 14	EL	Y	N	1	\$5.55	\$5.55
2011	05	Supplier 14	EL	Y	Y	6	\$67.99	\$11.33
2011	05	Supplier 14	GAS	N	N	267	\$29.44	\$0.11
2011	05	Supplier 14	GAS	N	Y	58	-\$23.25	-\$0.40
2011	05	Supplier 14	GAS	Y	Y	1	-\$1.23	-\$1.23
2011	05	Supplier 15	EL	N	N	5	-\$7.35	-\$1.47
2011	05	Supplier 15	LIGHTING	N	N	2	-\$0.50	-\$0.25
2011	05	Supplier 16	EL	N	N	234	\$1,062.43	\$4.54
2011	05	Supplier 16	EL	N	Y	2	\$5.09	\$2.55
2011	05	Supplier 17	EL	N	N	1,768	-\$6,094.17	-\$3.45
2011	05	Supplier 17	EL	N	Y	18	-\$147.77	-\$8.21
2011	05	Supplier 17	EL	Y	N	1	-\$1.30	-\$1.30
2011	05	Supplier 17	EL	Y	Y	1	-\$0.99	-\$0.99
2011	05	Supplier 17	LIGHTING	N	N	42	-\$30.62	-\$0.73
2011	05	Supplier 18	EL	N	N	9,144	\$401,464.15	\$43.90
2011	05	Supplier 18	EL	N	Y	277	\$11,360.02	\$41.01
2011	05	Supplier 18	LIGHTING	N	N	75	\$1,049.88	\$14.00
2011	05	Supplier 19	GAS	N	N	29	-\$118.61	-\$4.09
2011	05	Supplier 19	GAS	N	Y	2	-\$10.81	-\$5.41
2011	05	Supplier 20	EL	N	N	14,616	\$108,362.29	\$7.41
2011	05	Supplier 20	EL	N	Y	1,035	\$3,424.40	\$3.31
2011	05	Supplier 20	EL	Y	N	3	\$14.12	\$4.71
2011	05	Supplier 20	EL	Y	Y	11	\$48.50	\$4.41
2011	05	Supplier 20	LIGHTING	N	N	310	\$1,634.74	\$5.27
2011	05	Supplier 21	GAS	N	N	50	-\$146.09	-\$2.92
2011	05	Supplier 21	GAS	N	Y	45	-\$217.00	-\$4.82
2011	05	Supplier 22	EL	N	N	18,898	\$247,467.63	\$13.09
2011	05	Supplier 22	EL	N	Y	4,826	\$54,668.83	\$11.33
2011	05	Supplier 22	EL	Y	N	16	\$202.21	\$12.64
2011	05	Supplier 22	EL	Y	Y	83	\$1,032.41	\$12.44
2011	05	Supplier 22	GAS	N	N	12,116	\$30,573.11	\$2.52
2011	05	Supplier 22	GAS	N	Y	3,243	\$8,501.06	\$2.62
2011	05	Supplier 22	GAS	Y	N	3	\$8.35	\$2.78

YEAR	MONTH	SERVICE SUPPLIER	SERVICE TYPE	AFFORD ABILITY PROGRAM	LOW INCOME CREDIT	COUNT	DELTA	AVERAGE
2011	05	Supplier 22	GAS	Y	Y	40	\$90.71	\$2.27
2011	05	Supplier 22	LIGHTING	N	N	34	\$329.38	\$9.69
2011	05	Supplier 23	EL	N	N	19	-\$9.97	-\$0.52
2011	05	Supplier 23	LIGHTING	N	N	1	-\$0.20	-\$0.20
2011	05	Supplier 24	EL	N	N	9,854	\$219,649.23	\$22.29
2011	05	Supplier 24	EL	N	Y	1,497	\$28,231.77	\$18.86
2011	05	Supplier 24	EL	Y	N	7	\$112.75	\$16.11
2011	05	Supplier 24	EL	Y	Y	26	\$522.71	\$20.10
2011	05	Supplier 24	GAS	N	N	2,257	\$21,567.82	\$9.56
2011	05	Supplier 24	GAS	N	Y	822	\$7,084.72	\$8.62
2011	05	Supplier 24	GAS	Y	N	5	\$39.61	\$7.92
2011	05	Supplier 24	GAS	Y	Y	16	\$159.29	\$9.96
2011	05	Supplier 24	LIGHTING	N	N	5	\$117.75	\$23.55
2011	05	Supplier 25	EL	N	N	18,194	\$295,464.78	\$16.24
2011	05	Supplier 25	EL	N	Y	3,446	\$46,024.51	\$13.36
2011	05	Supplier 25	EL	Y	N	18	\$391.93	\$21.77
2011	05	Supplier 25	EL	Y	Y	67	\$1,171.63	\$17.49
2011	05	Supplier 25	GAS	N	N	15,517	-\$10,671.07	-\$0.69
2011	05	Supplier 25	GAS	N	Y	2,985	-\$2,435.90	-\$0.82
2011	05	Supplier 25	GAS	Y	N	7	\$6.63	\$0.95
2011	05	Supplier 25	GAS	Y	Y	46	-\$31.36	-\$0.68
2011	05	Supplier 25	LIGHTING	N	N	1	\$6.18	\$6.18
2011	05	Supplier 26	GAS	N	N	12,700	\$37,391.09	\$2.94
2011	05	Supplier 26	GAS	N	Y	2,070	\$4,796.33	\$2.32
2011	05	Supplier 26	GAS	Y	N	7	\$28.36	\$4.05
2011	05	Supplier 26	GAS	Y	Y	32	\$62.81	\$1.96
2011	05	Supplier 27	GAS	N	N	24	\$78.57	\$3.27
2011	05	Supplier 27	GAS	N	Y	5	\$2.74	\$0.55
2011	05	Supplier 28	EL	N	N	26,061	\$575,406.97	\$22.08
2011	05	Supplier 28	EL	N	Y	9,562	\$203,834.67	\$21.32
2011	05	Supplier 28	EL	Y	N	53	\$1,630.95	\$30.77
2011	05	Supplier 28	EL	Y	Y	176	\$4,483.38	\$25.47
2011	05	Supplier 28	GAS	N	N	8,935	\$109,981.56	\$12.31
2011	05	Supplier 28	GAS	N	Y	6,100	\$73,550.47	\$12.06
2011	05	Supplier 28	GAS	Y	N	17	\$140.90	\$8.29
2011	05	Supplier 28	GAS	Y	Y	83	\$1,262.90	\$15.22
2011	05	Supplier 28	LIGHTING	N	N	19	\$195.97	\$10.31
2011	05	Supplier 29	EL	N	N	1,427	\$26,175.63	\$18.34
2011	05	Supplier 29	EL	N	Y	468	\$8,220.82	\$17.57
2011	05	Supplier 29	EL	Y	N	2	\$40.17	\$20.09
2011	05	Supplier 29	EL	Y	Y	15	\$305.58	\$20.37
2011	05	Supplier 30	GAS	N	N	1,672	\$2,183.78	\$1.31
2011	05	Supplier 30	GAS	N	Y	529	\$773.93	\$1.46
2011	05	Supplier 30	GAS	Y	N	1	\$0.84	\$0.84
2011	05	Supplier 30	GAS	Y	Y	8	\$4.16	\$0.52
2011	05	Supplier 33	EL	N	N	4,448	-\$438.04	-\$0.10
2011	05	Supplier 33	EL	N	Y	100	-\$15.61	-\$0.16

YEAR	MONTH	SERVICE SUPPLIER	SERVICE TYPE	AFFORD ABILITY PROGRAM	LOW INCOME CREDIT	COUNT	DELTA	AVERAGE
2011	05	Supplier 33	EL	Y	N	2	-\$1.06	-\$0.53
2011	05	Supplier 33	EL	Y	Y	3	\$0.20	\$0.07
2011	05	Supplier 33	LIGHTING	N	N	60	\$32.19	\$0.54
2011	05	Supplier 34	GAS	N	N	14	-\$124.08	-\$8.86
2011	05	Supplier 35	GAS	N	N	1	-\$22.89	-\$22.89
2011	05	Supplier 36	EL	N	N	2,728	\$4,273.78	\$1.57
2011	05	Supplier 36	EL	N	Y	92	\$351.01	\$3.82
2011	05	Supplier 36	EL	Y	Y	4	\$17.69	\$4.42
2011	05	Supplier 36	GAS	N	N	525	-\$370.23	-\$0.71
2011	05	Supplier 36	GAS	N	Y	26	\$2.65	\$0.10
2011	05	Supplier 36	LIGHTING	N	N	141	\$110.95	\$0.79
2011	05	Supplier 37	EL	N	N	224	\$1,886.08	\$8.42
2011	05	Supplier 37	EL	N	Y	49	\$405.21	\$8.27
2011	05	Supplier 37	EL	Y	N	1	\$13.31	\$13.31
2011	05	Supplier 37	GAS	N	N	4	\$4.43	\$1.11
2011	05	Supplier 37	GAS	N	Y	5	\$1.26	\$0.25
2011	05	Supplier 37	LIGHTING	N	N	1	\$1.20	\$1.20
2011	05	Supplier 38	GAS	N	N	212	-\$731.54	-\$3.45
2011	05	Supplier 38	GAS	N	Y	77	-\$315.57	-\$4.10
2011	05	Supplier 38	GAS	Y	Y	2	-\$17.04	-\$8.52
2011	05	Supplier 39	GAS	N	N	47	\$86.85	\$1.85
2011	05	Supplier 39	GAS	N	Y	27	\$32.32	\$1.20
2011	05	Supplier 40	GAS	N	N	1,701	\$17,185.00	\$10.10
2011	05	Supplier 40	GAS	N	Y	461	\$2,818.32	\$6.11
2011	05	Supplier 40	GAS	Y	Y	4	\$43.74	\$10.94
2011	05	Supplier 41	EL	N	N	8,657	\$320,626.12	\$37.04
2011	05	Supplier 41	EL	N	Y	1,078	\$30,381.19	\$28.18
2011	05	Supplier 41	EL	Y	N	5	\$267.12	\$53.42
2011	05	Supplier 41	EL	Y	Y	21	\$830.49	\$39.55
2011	05	Supplier 41	LIGHTING	N	N	29	\$354.20	\$12.21
2011	05	Supplier 42	EL	N	N	2,511	-\$3,333.71	-\$1.33
2011	05	Supplier 42	EL	N	Y	48	-\$28.32	-\$0.59
2011	05	Supplier 42	LIGHTING	N	N	93	\$153.92	\$1.66
2011	05	Supplier 43	GAS	N	N	2,678	\$24,944.49	\$9.31
2011	05	Supplier 43	GAS	N	Y	340	\$2,212.97	\$6.51
2011	05	Supplier 43	GAS	Y	Y	6	\$48.10	\$8.02
2011	05	Supplier 44	GAS	N	N	1,730	-\$6,219.28	-\$3.59
2011	05	Supplier 44	GAS	N	Y	318	-\$1,100.77	-\$3.46
2011	05	Supplier 44	GAS	Y	Y	3	-\$6.14	-\$2.05
2011	05	Supplier 50	EL	N	N	1,055	\$16,620.95	\$15.75
2011	05	Supplier 50	EL	N	Y	342	\$6,119.37	\$17.89
2011	05	Supplier 50	EL	Y	N	1	\$16.08	\$16.08
2011	05	Supplier 50	EL	Y	Y	6	\$163.85	\$27.31
2011	06	Supplier 01	EL	N	N	9,846	\$258,721.07	\$26.28
2011	06	Supplier 01	EL	N	Y	2,233	\$52,533.25	\$23.53
2011	06	Supplier 01	EL	Y	N	12	\$289.24	\$24.10
2011	06	Supplier 01	EL	Y	Y	52	\$1,384.46	\$26.62

YEAR	MONTH	SERVICE SUPPLIER	SERVICE TYPE	AFFORD ABILITY PROGRAM	LOW INCOME CREDIT	COUNT	DELTA	AVERAGE
2011	06	Supplier 01	LIGHTING	N	N	17	\$279.01	\$16.41
2011	06	Supplier 02	EL	N	N	20,427	\$496,871.13	\$24.32
2011	06	Supplier 02	EL	N	Y	2,072	\$31,448.29	\$15.18
2011	06	Supplier 02	EL	Y	N	4	\$88.04	\$22.01
2011	06	Supplier 02	EL	Y	Y	39	\$944.23	\$24.21
2011	06	Supplier 02	GAS	N	N	10,653	\$53,752.16	\$5.05
2011	06	Supplier 02	GAS	N	Y	1,256	\$5,468.46	\$4.35
2011	06	Supplier 02	GAS	Y	N	2	\$4.92	\$2.46
2011	06	Supplier 02	GAS	Y	Y	22	\$121.19	\$5.51
2011	06	Supplier 02	LIGHTING	N	N	16	\$109.63	\$6.85
2011	06	Supplier 03	EL	N	N	46,719	-\$83,424.20	-\$1.79
2011	06	Supplier 03	EL	N	Y	4,699	-\$7,005.36	-\$1.49
2011	06	Supplier 03	EL	Y	N	19	-\$36.27	-\$1.91
2011	06	Supplier 03	EL	Y	Y	66	-\$80.01	-\$1.21
2011	06	Supplier 03	GAS	N	N	20,232	\$15,310.55	\$0.76
2011	06	Supplier 03	GAS	N	Y	2,837	\$1,603.05	\$0.57
2011	06	Supplier 03	GAS	Y	N	8	\$8.38	\$1.05
2011	06	Supplier 03	GAS	Y	Y	36	\$40.38	\$1.12
2011	06	Supplier 04	EL	N	N	645	-\$2,641.36	-\$4.10
2011	06	Supplier 04	EL	N	Y	27	-\$40.53	-\$1.50
2011	06	Supplier 04	GAS	N	N	203	\$180.85	\$0.89
2011	06	Supplier 04	GAS	N	Y	16	\$5.28	\$0.33
2011	06	Supplier 04	LIGHTING	N	N	116	\$68.75	\$0.59
2011	06	Supplier 05	EL	N	N	353	\$5,195.19	\$14.72
2011	06	Supplier 05	EL	N	Y	206	\$2,579.09	\$12.52
2011	06	Supplier 06	GAS	N	N	138	\$55.30	\$0.40
2011	06	Supplier 06	GAS	N	Y	115	\$34.57	\$0.30
2011	06	Supplier 07	EL	N	N	227	\$2,630.44	\$11.59
2011	06	Supplier 07	EL	N	Y	63	\$636.27	\$10.10
2011	06	Supplier 07	GAS	N	N	56	\$122.72	\$2.19
2011	06	Supplier 07	GAS	N	Y	32	\$60.69	\$1.90
2011	06	Supplier 08	EL	N	N	71	\$2,386.83	\$33.62
2011	06	Supplier 08	EL	N	Y	27	\$727.73	\$26.95
2011	06	Supplier 08	EL	Y	Y	4	\$133.44	\$33.36
2011	06	Supplier 08	LIGHTING	N	N	1	\$12.62	\$12.62
2011	06	Supplier 09	GAS	N	N	505	\$6,036.52	\$11.95
2011	06	Supplier 09	GAS	N	Y	233	\$3,246.61	\$13.93
2011	06	Supplier 09	GAS	Y	Y	4	\$48.62	\$12.16
2011	06	Supplier 10	EL	N	N	2,484	\$90,222.62	\$36.32
2011	06	Supplier 10	EL	N	Y	547	\$17,167.12	\$31.38
2011	06	Supplier 10	EL	Y	Y	12	\$488.85	\$40.74
2011	06	Supplier 11	EL	N	N	291	\$2,439.76	\$8.38
2011	06	Supplier 11	EL	N	Y	13	\$48.56	\$3.74
2011	06	Supplier 11	EL	Y	N	1	\$9.42	\$9.42
2011	06	Supplier 11	EL	Y	Y	1	-\$2.69	-\$2.69
2011	06	Supplier 12	EL	N	N	17,164	\$392,579.01	\$22.87
2011	06	Supplier 12	EL	N	Y	3,310	\$63,852.75	\$19.29

YEAR	MONTH	SERVICE SUPPLIER	SERVICE TYPE	AFFORD ABILITY PROGRAM	LOW INCOME CREDIT	COUNT	DELTA	AVERAGE
2011	06	Supplier 12	EL	Y	N	23	\$632.60	\$27.50
2011	06	Supplier 12	EL	Y	Y	79	\$1,909.40	\$24.17
2011	06	Supplier 12	GAS	N	N	6,114	\$31,748.86	\$5.19
2011	06	Supplier 12	GAS	N	Y	1,799	\$9,576.63	\$5.32
2011	06	Supplier 12	GAS	Y	N	4	\$18.37	\$4.59
2011	06	Supplier 12	GAS	Y	Y	24	\$118.36	\$4.93
2011	06	Supplier 13	EL	N	N	419	\$979.57	\$2.34
2011	06	Supplier 13	EL	N	Y	7	\$18.25	\$2.61
2011	06	Supplier 14	EL	N	N	1,249	\$9,231.20	\$7.39
2011	06	Supplier 14	EL	N	Y	202	\$1,363.64	\$6.75
2011	06	Supplier 14	EL	Y	N	1	\$4.96	\$4.96
2011	06	Supplier 14	EL	Y	Y	6	\$52.50	\$8.75
2011	06	Supplier 14	GAS	N	N	247	\$596.15	\$2.41
2011	06	Supplier 14	GAS	N	Y	46	\$105.93	\$2.30
2011	06	Supplier 14	GAS	Y	Y	1	\$1.73	\$1.73
2011	06	Supplier 15	EL	N	N	7	-\$10.89	-\$1.56
2011	06	Supplier 15	LIGHTING	N	N	2	-\$0.48	-\$0.24
2011	06	Supplier 16	EL	N	N	209	\$993.10	\$4.75
2011	06	Supplier 16	EL	N	Y	2	\$2.61	\$1.31
2011	06	Supplier 17	EL	N	N	1,675	-\$6,897.67	-\$4.12
2011	06	Supplier 17	EL	N	Y	17	-\$114.96	-\$6.76
2011	06	Supplier 17	EL	Y	N	1	-\$1.72	-\$1.72
2011	06	Supplier 17	EL	Y	Y	1	-\$0.97	-\$0.97
2011	06	Supplier 17	LIGHTING	N	N	40	-\$29.13	-\$0.73
2011	06	Supplier 18	EL	N	N	8,281	\$457,367.68	\$55.23
2011	06	Supplier 18	EL	N	Y	263	\$13,255.38	\$50.40
2011	06	Supplier 18	LIGHTING	N	N	74	\$1,018.34	\$13.76
2011	06	Supplier 19	GAS	N	N	42	\$20.29	\$0.48
2011	06	Supplier 19	GAS	N	Y	2	\$0.94	\$0.47
2011	06	Supplier 20	EL	N	N	13,398	\$112,866.04	\$8.42
2011	06	Supplier 20	EL	N	Y	926	\$3,251.60	\$3.51
2011	06	Supplier 20	EL	Y	N	3	\$13.08	\$4.36
2011	06	Supplier 20	EL	Y	Y	10	\$34.49	\$3.45
2011	06	Supplier 20	LIGHTING	N	N	302	\$1,501.86	\$4.97
2011	06	Supplier 21	GAS	N	N	39	-\$108.57	-\$2.78
2011	06	Supplier 21	GAS	N	Y	36	-\$109.96	-\$3.05
2011	06	Supplier 22	EL	N	N	16,995	\$261,843.44	\$15.41
2011	06	Supplier 22	EL	N	Y	4,291	\$51,449.59	\$11.99
2011	06	Supplier 22	EL	Y	N	15	\$211.58	\$14.11
2011	06	Supplier 22	EL	Y	Y	74	\$1,013.89	\$13.70
2011	06	Supplier 22	GAS	N	N	10,378	\$13,001.97	\$1.25
2011	06	Supplier 22	GAS	N	Y	2,789	\$3,547.17	\$1.27
2011	06	Supplier 22	GAS	Y	N	3	\$3.85	\$1.28
2011	06	Supplier 22	GAS	Y	Y	32	\$37.73	\$1.18
2011	06	Supplier 22	LIGHTING	N	N	31	\$221.92	\$7.16
2011	06	Supplier 23	EL	N	N	25	-\$3.09	-\$0.12
2011	06	Supplier 23	LIGHTING	N	N	1	-\$0.20	-\$0.20

YEAR	MONTH	SERVICE SUPPLIER	SERVICE TYPE	AFFORD ABILITY PROGRAM	LOW INCOME CREDIT	COUNT	DELTA	AVERAGE
2011	06	Supplier 24	EL	N	N	8,705	\$180,758.60	\$20.76
2011	06	Supplier 24	EL	N	Y	1,282	\$21,434.22	\$16.72
2011	06	Supplier 24	EL	Y	N	7	\$127.50	\$18.21
2011	06	Supplier 24	EL	Y	Y	26	\$472.80	\$18.18
2011	06	Supplier 24	GAS	N	N	1,963	\$11,012.91	\$5.61
2011	06	Supplier 24	GAS	N	Y	684	\$4,000.69	\$5.85
2011	06	Supplier 24	GAS	Y	N	5	\$29.21	\$5.84
2011	06	Supplier 24	GAS	Y	Y	13	\$86.13	\$6.63
2011	06	Supplier 24	LIGHTING	N	N	5	\$113.76	\$22.75
2011	06	Supplier 25	EL	N	N	16,247	\$220,053.56	\$13.54
2011	06	Supplier 25	EL	N	Y	3,047	\$31,166.64	\$10.23
2011	06	Supplier 25	EL	Y	N	19	\$299.23	\$15.75
2011	06	Supplier 25	EL	Y	Y	61	\$929.69	\$15.24
2011	06	Supplier 25	GAS	N	N	13,228	\$25,745.79	\$1.95
2011	06	Supplier 25	GAS	N	Y	2,565	\$4,581.97	\$1.79
2011	06	Supplier 25	GAS	Y	N	7	\$11.27	\$1.61
2011	06	Supplier 25	GAS	Y	Y	39	\$84.76	\$2.17
2011	06	Supplier 25	LIGHTING	N	N	1	\$6.18	\$6.18
2011	06	Supplier 26	GAS	N	N	11,109	\$38,649.12	\$3.48
2011	06	Supplier 26	GAS	N	Y	1,756	\$5,510.82	\$3.14
2011	06	Supplier 26	GAS	Y	N	5	\$23.74	\$4.75
2011	06	Supplier 26	GAS	Y	Y	24	\$90.58	\$3.77
2011	06	Supplier 27	GAS	N	N	23	\$12.43	\$0.54
2011	06	Supplier 27	GAS	N	Y	5	\$2.64	\$0.53
2011	06	Supplier 28	EL	N	N	24,283	\$519,458.23	\$21.39
2011	06	Supplier 28	EL	N	Y	8,544	\$162,398.34	\$19.01
2011	06	Supplier 28	EL	Y	N	50	\$1,454.10	\$29.08
2011	06	Supplier 28	EL	Y	Y	169	\$4,444.15	\$26.30
2011	06	Supplier 28	GAS	N	N	7,632	\$50,100.60	\$6.56
2011	06	Supplier 28	GAS	N	Y	5,116	\$37,850.06	\$7.40
2011	06	Supplier 28	GAS	Y	N	15	\$81.53	\$5.44
2011	06	Supplier 28	GAS	Y	Y	76	\$679.94	\$8.95
2011	06	Supplier 28	LIGHTING	N	N	20	\$169.84	\$8.49
2011	06	Supplier 29	EL	N	N	1,218	\$17,786.15	\$14.60
2011	06	Supplier 29	EL	N	Y	387	\$5,201.50	\$13.44
2011	06	Supplier 29	EL	Y	N	2	\$42.37	\$21.19
2011	06	Supplier 29	EL	Y	Y	13	\$229.84	\$17.68
2011	06	Supplier 30	GAS	N	N	1,348	\$5,528.00	\$4.10
2011	06	Supplier 30	GAS	N	Y	420	\$1,906.63	\$4.54
2011	06	Supplier 30	GAS	Y	Y	8	\$38.60	\$4.83
2011	06	Supplier 32	EL	N	N	99	\$1,365.37	\$13.79
2011	06	Supplier 32	EL	N	Y	1	\$9.10	\$9.10
2011	06	Supplier 32	LIGHTING	N	N	1	\$2.69	\$2.69
2011	06	Supplier 33	EL	N	N	3,774	-\$467.12	-\$0.12
2011	06	Supplier 33	EL	N	Y	88	-\$19.48	-\$0.22
2011	06	Supplier 33	EL	Y	N	2	-\$1.40	-\$0.70
2011	06	Supplier 33	EL	Y	Y	3	\$0.04	\$0.01

YEAR	MONTH	SERVICE SUPPLIER	SERVICE TYPE	AFFORD ABILITY PROGRAM	LOW INCOME CREDIT	COUNT	DELTA	AVERAGE
2011	06	Supplier 33	LIGHTING	N	N	55	\$30.93	\$0.56
2011	06	Supplier 34	GAS	N	N	16	-\$10.36	-\$0.65
2011	06	Supplier 35	GAS	N	N	1	-\$0.04	-\$0.04
2011	06	Supplier 36	EL	N	N	2,544	\$3,813.13	\$1.50
2011	06	Supplier 36	EL	N	Y	87	\$248.51	\$2.86
2011	06	Supplier 36	EL	Y	Y	4	\$15.49	\$3.87
2011	06	Supplier 36	GAS	N	N	459	\$458.00	\$1.00
2011	06	Supplier 36	GAS	N	Y	24	\$19.67	\$0.82
2011	06	Supplier 36	LIGHTING	N	N	137	\$312.34	\$2.28
2011	06	Supplier 37	EL	N	N	360	\$2,629.72	\$7.30
2011	06	Supplier 37	EL	N	Y	66	\$423.84	\$6.42
2011	06	Supplier 37	EL	Y	N	1	\$12.70	\$12.70
2011	06	Supplier 37	GAS	N	N	103	\$151.01	\$1.47
2011	06	Supplier 37	GAS	N	Y	23	\$29.49	\$1.28
2011	06	Supplier 37	GAS	Y	N	1	\$0.07	\$0.07
2011	06	Supplier 37	LIGHTING	N	N	2	\$6.65	\$3.33
2011	06	Supplier 38	EL	N	N	21	\$371.06	\$17.67
2011	06	Supplier 38	EL	N	Y	3	\$59.62	\$19.87
2011	06	Supplier 38	GAS	N	N	229	\$16.08	\$0.07
2011	06	Supplier 38	GAS	N	Y	90	-\$8.69	-\$0.10
2011	06	Supplier 38	GAS	Y	Y	2	\$0.01	\$0.01
2011	06	Supplier 39	GAS	N	N	38	\$162.07	\$4.27
2011	06	Supplier 39	GAS	N	Y	20	\$74.95	\$3.75
2011	06	Supplier 40	GAS	N	N	1,747	\$9,820.16	\$5.62
2011	06	Supplier 40	GAS	N	Y	698	\$1,757.14	\$2.52
2011	06	Supplier 40	GAS	Y	Y	4	\$39.28	\$9.82
2011	06	Supplier 41	EL	N	N	8,319	\$302,969.22	\$36.42
2011	06	Supplier 41	EL	N	Y	1,386	\$25,048.50	\$18.07
2011	06	Supplier 41	EL	Y	N	5	\$121.58	\$24.32
2011	06	Supplier 41	EL	Y	Y	21	\$923.09	\$43.96
2011	06	Supplier 41	LIGHTING	N	N	25	\$282.73	\$11.31
2011	06	Supplier 42	EL	N	N	2,182	-\$3,886.03	-\$1.78
2011	06	Supplier 42	EL	N	Y	42	-\$25.96	-\$0.62
2011	06	Supplier 42	LIGHTING	N	N	90	\$149.07	\$1.66
2011	06	Supplier 43	GAS	N	N	2,307	\$9,139.75	\$3.96
2011	06	Supplier 43	GAS	N	Y	299	\$947.42	\$3.17
2011	06	Supplier 43	GAS	Y	Y	3	\$7.17	\$2.39
2011	06	Supplier 44	GAS	N	N	1,472	\$1,089.57	\$0.74
2011	06	Supplier 44	GAS	N	Y	260	\$237.49	\$0.91
2011	06	Supplier 44	GAS	Y	Y	3	\$1.94	\$0.65
2011	06	Supplier 50	EL	N	N	969	\$14,821.61	\$15.30
2011	06	Supplier 50	EL	N	Y	287	\$4,971.34	\$17.32
2011	06	Supplier 50	EL	Y	N	1	\$10.03	\$10.03
2011	06	Supplier 50	EL	Y	Y	6	\$127.17	\$21.20
2011	07	Supplier 01	EL	N	N	9,287	\$268,955.10	\$28.96
2011	07	Supplier 01	EL	N	Y	2,049	\$48,314.30	\$23.58
2011	07	Supplier 01	EL	Y	N	12	\$293.57	\$24.46

YEAR	MONTH	SERVICE SUPPLIER	SERVICE TYPE	AFFORD ABILITY PROGRAM	LOW INCOME CREDIT	COUNT	DELTA	AVERAGE
2011	07	Supplier 01	EL	Y	Y	55	\$1,591.89	\$28.94
2011	07	Supplier 01	LIGHTING	N	N	15	\$249.45	\$16.63
2011	07	Supplier 02	EL	N	N	19,511	\$548,269.70	\$28.10
2011	07	Supplier 02	EL	N	Y	1,916	\$33,739.21	\$17.61
2011	07	Supplier 02	EL	Y	N	5	\$138.71	\$27.74
2011	07	Supplier 02	EL	Y	Y	45	\$1,172.51	\$26.06
2011	07	Supplier 02	GAS	N	N	9,823	\$38,339.23	\$3.90
2011	07	Supplier 02	GAS	N	Y	1,165	\$3,780.03	\$3.24
2011	07	Supplier 02	GAS	Y	N	1	\$2.65	\$2.65
2011	07	Supplier 02	GAS	Y	Y	22	\$89.96	\$4.09
2011	07	Supplier 02	LIGHTING	N	N	13	\$103.72	\$7.98
2011	07	Supplier 03	EL	N	N	46,287	-\$95,805.97	-\$2.07
2011	07	Supplier 03	EL	N	Y	4,489	-\$7,400.11	-\$1.65
2011	07	Supplier 03	EL	Y	N	15	-\$34.55	-\$2.30
2011	07	Supplier 03	EL	Y	Y	75	-\$101.95	-\$1.36
2011	07	Supplier 03	GAS	N	N	19,110	\$6,931.83	\$0.36
2011	07	Supplier 03	GAS	N	Y	2,667	\$601.34	\$0.23
2011	07	Supplier 03	GAS	Y	N	5	\$3.25	\$0.65
2011	07	Supplier 03	GAS	Y	Y	42	\$23.86	\$0.57
2011	07	Supplier 04	EL	N	N	619	-\$2,961.83	-\$4.78
2011	07	Supplier 04	EL	N	Y	27	-\$49.35	-\$1.83
2011	07	Supplier 04	GAS	N	N	171	\$181.95	\$1.06
2011	07	Supplier 04	GAS	N	Y	11	\$6.15	\$0.56
2011	07	Supplier 04	LIGHTING	N	N	112	\$66.10	\$0.59
2011	07	Supplier 05	EL	N	N	384	\$5,243.59	\$13.66
2011	07	Supplier 05	EL	N	Y	198	\$2,430.86	\$12.28
2011	07	Supplier 05	EL	Y	N	1	\$19.45	\$19.45
2011	07	Supplier 05	EL	Y	Y	3	\$50.24	\$16.75
2011	07	Supplier 06	GAS	N	N	139	\$100.75	\$0.72
2011	07	Supplier 06	GAS	N	Y	99	\$89.14	\$0.90
2011	07	Supplier 06	GAS	Y	Y	1	\$0.38	\$0.38
2011	07	Supplier 07	EL	N	N	2,002	\$36,359.49	\$18.16
2011	07	Supplier 07	EL	N	Y	1,112	\$18,862.03	\$16.96
2011	07	Supplier 07	EL	Y	N	1	\$21.58	\$21.58
2011	07	Supplier 07	EL	Y	Y	17	\$363.52	\$21.38
2011	07	Supplier 07	GAS	N	N	797	\$1,607.98	\$2.02
2011	07	Supplier 07	GAS	N	Y	593	\$1,385.77	\$2.34
2011	07	Supplier 07	GAS	Y	Y	9	\$25.16	\$2.80
2011	07	Supplier 08	EL	N	N	53	\$2,127.56	\$40.14
2011	07	Supplier 08	EL	N	Y	17	\$551.12	\$32.42
2011	07	Supplier 08	EL	Y	Y	2	\$97.63	\$48.82
2011	07	Supplier 08	LIGHTING	N	N	1	\$13.19	\$13.19
2011	07	Supplier 09	GAS	N	N	449	\$4,987.66	\$11.11
2011	07	Supplier 09	GAS	N	Y	198	\$2,451.77	\$12.38
2011	07	Supplier 09	GAS	Y	Y	4	\$41.97	\$10.49
2011	07	Supplier 10	EL	N	N	2,247	\$112,385.66	\$50.02
2011	07	Supplier 10	EL	N	Y	479	\$20,424.73	\$42.64

YEAR	MONTH	SERVICE SUPPLIER	SERVICE TYPE	AFFORD ABILITY PROGRAM	LOW INCOME CREDIT	COUNT	DELTA	AVERAGE
2011	07	Supplier 10	EL	Y	Y	11	\$690.30	\$62.75
2011	07	Supplier 11	EL	N	N	272	\$2,142.48	\$7.88
2011	07	Supplier 11	EL	N	Y	12	\$31.10	\$2.59
2011	07	Supplier 11	EL	Y	Y	2	\$8.16	\$4.08
2011	07	Supplier 12	EL	N	N	16,053	\$432,151.40	\$26.92
2011	07	Supplier 12	EL	N	Y	3,016	\$64,154.06	\$21.27
2011	07	Supplier 12	EL	Y	N	21	\$625.30	\$29.78
2011	07	Supplier 12	EL	Y	Y	75	\$2,182.83	\$29.10
2011	07	Supplier 12	GAS	N	N	5,628	\$25,865.71	\$4.60
2011	07	Supplier 12	GAS	N	Y	1,628	\$7,663.04	\$4.71
2011	07	Supplier 12	GAS	Y	N	4	\$9.45	\$2.36
2011	07	Supplier 12	GAS	Y	Y	26	\$123.49	\$4.75
2011	07	Supplier 13	EL	N	N	394	\$1,101.00	\$2.79
2011	07	Supplier 13	EL	N	Y	7	\$17.32	\$2.47
2011	07	Supplier 14	EL	N	N	1,184	\$8,662.55	\$7.32
2011	07	Supplier 14	EL	N	Y	171	\$1,152.72	\$6.74
2011	07	Supplier 14	EL	Y	N	1	\$4.70	\$4.70
2011	07	Supplier 14	EL	Y	Y	5	\$47.02	\$9.40
2011	07	Supplier 14	GAS	N	N	225	\$554.99	\$2.47
2011	07	Supplier 14	GAS	N	Y	41	\$95.30	\$2.32
2011	07	Supplier 14	GAS	Y	Y	1	\$2.59	\$2.59
2011	07	Supplier 15	EL	N	N	5	-\$10.84	-\$2.17
2011	07	Supplier 15	LIGHTING	N	N	2	-\$0.50	-\$0.25
2011	07	Supplier 16	EL	N	N	189	\$1,030.48	\$5.45
2011	07	Supplier 16	EL	N	Y	2	\$2.64	\$1.32
2011	07	Supplier 17	EL	N	N	1,522	-\$8,492.68	-\$5.58
2011	07	Supplier 17	EL	N	Y	16	-\$112.46	-\$7.03
2011	07	Supplier 17	EL	Y	Y	2	-\$3.25	-\$1.63
2011	07	Supplier 17	LIGHTING	N	N	35	-\$24.79	-\$0.71
2011	07	Supplier 18	EL	N	N	7,890	\$524,422.00	\$66.47
2011	07	Supplier 18	EL	N	Y	230	\$14,001.76	\$60.88
2011	07	Supplier 18	EL	Y	N	3	\$162.12	\$54.04
2011	07	Supplier 18	EL	Y	Y	9	\$699.58	\$77.73
2011	07	Supplier 18	LIGHTING	N	N	71	\$1,009.45	\$14.22
2011	07	Supplier 19	GAS	N	N	60	\$158.99	\$2.65
2011	07	Supplier 19	GAS	N	Y	4	\$15.12	\$3.78
2011	07	Supplier 20	EL	N	N	12,937	\$224,808.65	\$17.38
2011	07	Supplier 20	EL	N	Y	795	\$7,416.56	\$9.33
2011	07	Supplier 20	EL	Y	N	3	\$23.56	\$7.85
2011	07	Supplier 20	EL	Y	Y	14	\$245.22	\$17.52
2011	07	Supplier 20	LIGHTING	N	N	291	\$1,963.38	\$6.75
2011	07	Supplier 21	GAS	N	N	57	-\$119.18	-\$2.09
2011	07	Supplier 21	GAS	N	Y	49	-\$134.41	-\$2.74
2011	07	Supplier 22	EL	N	N	16,168	\$331,895.82	\$20.53
2011	07	Supplier 22	EL	N	Y	4,036	\$61,534.56	\$15.25
2011	07	Supplier 22	EL	Y	N	17	\$305.49	\$17.97
2011	07	Supplier 22	EL	Y	Y	70	\$1,273.43	\$18.19

YEAR	MONTH	SERVICE SUPPLIER	SERVICE TYPE	AFFORD ABILITY PROGRAM	LOW INCOME CREDIT	COUNT	DELTA	AVERAGE
2011	07	Supplier 22	GAS	N	N	9,866	\$5,667.71	\$0.57
2011	07	Supplier 22	GAS	N	Y	2,645	\$1,472.18	\$0.56
2011	07	Supplier 22	GAS	Y	N	4	\$2.54	\$0.64
2011	07	Supplier 22	GAS	Y	Y	30	\$12.41	\$0.41
2011	07	Supplier 22	LIGHTING	N	N	25	\$176.61	\$7.06
2011	07	Supplier 23	EL	N	N	35	\$2.19	\$0.06
2011	07	Supplier 23	EL	N	Y	3	\$0.83	\$0.28
2011	07	Supplier 23	LIGHTING	N	N	1	-\$0.19	-\$0.19
2011	07	Supplier 24	EL	N	N	8,354	\$175,523.92	\$21.01
2011	07	Supplier 24	EL	N	Y	1,155	\$19,248.42	\$16.67
2011	07	Supplier 24	EL	Y	N	8	\$190.18	\$23.77
2011	07	Supplier 24	EL	Y	Y	20	\$335.07	\$16.75
2011	07	Supplier 24	GAS	N	N	1,894	\$8,680.81	\$4.58
2011	07	Supplier 24	GAS	N	Y	610	\$3,040.41	\$4.98
2011	07	Supplier 24	GAS	Y	N	5	\$27.11	\$5.42
2011	07	Supplier 24	GAS	Y	Y	11	\$60.03	\$5.46
2011	07	Supplier 24	LIGHTING	N	N	5	\$112.02	\$22.40
2011	07	Supplier 25	EL	N	N	15,252	\$306,454.99	\$20.09
2011	07	Supplier 25	EL	N	Y	2,805	\$40,999.65	\$14.62
2011	07	Supplier 25	EL	Y	N	16	\$348.54	\$21.78
2011	07	Supplier 25	EL	Y	Y	60	\$1,431.46	\$23.86
2011	07	Supplier 25	GAS	N	N	12,115	\$22,850.12	\$1.89
2011	07	Supplier 25	GAS	N	Y	2,352	\$3,943.25	\$1.68
2011	07	Supplier 25	GAS	Y	N	7	\$9.22	\$1.32
2011	07	Supplier 25	GAS	Y	Y	38	\$82.01	\$2.16
2011	07	Supplier 25	LIGHTING	N	N	1	\$6.18	\$6.18
2011	07	Supplier 26	GAS	N	N	10,321	\$35,264.75	\$3.42
2011	07	Supplier 26	GAS	N	Y	1,624	\$4,831.64	\$2.98
2011	07	Supplier 26	GAS	Y	N	3	\$12.23	\$4.08
2011	07	Supplier 26	GAS	Y	Y	26	\$87.24	\$3.36
2011	07	Supplier 27	GAS	N	N	23	-\$0.69	-\$0.03
2011	07	Supplier 27	GAS	N	Y	5	\$0.37	\$0.07
2011	07	Supplier 28	EL	N	N	22,564	\$510,261.59	\$22.61
2011	07	Supplier 28	EL	N	Y	7,673	\$138,108.86	\$18.00
2011	07	Supplier 28	EL	Y	N	40	\$1,206.40	\$30.16
2011	07	Supplier 28	EL	Y	Y	176	\$4,464.76	\$25.37
2011	07	Supplier 28	GAS	N	N	6,749	\$44,183.21	\$6.55
2011	07	Supplier 28	GAS	N	Y	4,594	\$27,642.02	\$6.02
2011	07	Supplier 28	GAS	Y	N	9	\$52.38	\$5.82
2011	07	Supplier 28	GAS	Y	Y	76	\$505.28	\$6.65
2011	07	Supplier 28	LIGHTING	N	N	19	\$135.03	\$7.11
2011	07	Supplier 29	EL	N	N	1,154	\$19,219.95	\$16.66
2011	07	Supplier 29	EL	N	Y	365	\$5,412.15	\$14.83
2011	07	Supplier 29	EL	Y	N	2	\$63.94	\$31.97
2011	07	Supplier 29	EL	Y	Y	12	\$251.18	\$20.93
2011	07	Supplier 30	GAS	N	N	1,161	\$5,186.29	\$4.47
2011	07	Supplier 30	GAS	N	Y	364	\$1,525.21	\$4.19

YEAR	MONTH	SERVICE SUPPLIER	SERVICE TYPE	AFFORD ABILITY PROGRAM	LOW INCOME CREDIT	COUNT	DELTA	AVERAGE
2011	07	Supplier 30	GAS	Y	Y	7	\$31.02	\$4.43
2011	07	Supplier 32	EL	N	N	113	\$579.03	\$5.12
2011	07	Supplier 32	EL	N	Y	1	-\$2.41	-\$2.41
2011	07	Supplier 32	LIGHTING	N	N	7	\$53.56	\$7.65
2011	07	Supplier 33	EL	N	N	3,695	-\$433.22	-\$0.12
2011	07	Supplier 33	EL	N	Y	77	-\$26.27	-\$0.34
2011	07	Supplier 33	EL	Y	N	1	-\$0.86	-\$0.86
2011	07	Supplier 33	EL	Y	Y	5	-\$0.43	-\$0.09
2011	07	Supplier 33	LIGHTING	N	N	52	\$31.82	\$0.61
2011	07	Supplier 34	GAS	N	N	14	\$4.19	\$0.30
2011	07	Supplier 35	GAS	N	N	1	\$0.76	\$0.76
2011	07	Supplier 36	EL	N	N	2,572	\$2,150.44	\$0.84
2011	07	Supplier 36	EL	N	Y	85	\$191.22	\$2.25
2011	07	Supplier 36	EL	Y	Y	3	\$12.69	\$4.23
2011	07	Supplier 36	GAS	N	N	439	\$663.89	\$1.51
2011	07	Supplier 36	GAS	N	Y	24	\$16.37	\$0.68
2011	07	Supplier 36	GAS	Y	Y	1	\$2.54	\$2.54
2011	07	Supplier 36	LIGHTING	N	N	135	\$166.60	\$1.23
2011	07	Supplier 37	EL	N	N	407	\$3,608.23	\$8.87
2011	07	Supplier 37	EL	N	Y	96	\$717.29	\$7.47
2011	07	Supplier 37	EL	Y	N	1	\$13.09	\$13.09
2011	07	Supplier 37	EL	Y	Y	1	\$19.42	\$19.42
2011	07	Supplier 37	GAS	N	N	127	\$240.83	\$1.90
2011	07	Supplier 37	GAS	N	Y	36	\$69.13	\$1.92
2011	07	Supplier 37	GAS	Y	N	1	\$2.81	\$2.81
2011	07	Supplier 37	LIGHTING	N	N	3	\$14.85	\$4.95
2011	07	Supplier 38	EL	N	N	421	\$2,381.30	\$5.66
2011	07	Supplier 38	EL	N	Y	81	\$489.39	\$6.04
2011	07	Supplier 38	EL	Y	Y	1	\$6.86	\$6.86
2011	07	Supplier 38	GAS	N	N	298	\$18.58	\$0.06
2011	07	Supplier 38	GAS	N	Y	102	-\$11.31	-\$0.11
2011	07	Supplier 38	GAS	Y	Y	2	\$0.75	\$0.38
2011	07	Supplier 39	GAS	N	N	30	\$108.19	\$3.61
2011	07	Supplier 39	GAS	N	Y	19	\$58.15	\$3.06
2011	07	Supplier 40	GAS	N	N	1,646	\$7,540.83	\$4.58
2011	07	Supplier 40	GAS	N	Y	747	\$1,374.44	\$1.84
2011	07	Supplier 40	GAS	Y	N	1	\$16.69	\$16.69
2011	07	Supplier 40	GAS	Y	Y	10	\$58.35	\$5.84
2011	07	Supplier 41	EL	N	N	7,937	\$321,202.26	\$40.47
2011	07	Supplier 41	EL	N	Y	1,470	\$25,698.77	\$17.48
2011	07	Supplier 41	EL	Y	N	7	\$265.08	\$37.87
2011	07	Supplier 41	EL	Y	Y	22	\$1,115.79	\$50.72
2011	07	Supplier 41	LIGHTING	N	N	21	\$258.81	\$12.32
2011	07	Supplier 42	EL	N	N	2,271	-\$4,490.48	-\$1.98
2011	07	Supplier 42	EL	N	Y	46	-\$32.71	-\$0.71
2011	07	Supplier 42	LIGHTING	N	N	87	\$138.73	\$1.59
2011	07	Supplier 43	GAS	N	N	2,168	\$5,698.06	\$2.63

YEAR	MONTH	SERVICE SUPPLIER	SERVICE TYPE	AFFORD ABILITY PROGRAM	LOW INCOME CREDIT	COUNT	DELTA	AVERAGE
2011	07	Supplier 43	GAS	N	Y	251	\$544.97	\$2.17
2011	07	Supplier 43	GAS	Y	Y	3	\$6.79	\$2.26
2011	07	Supplier 44	GAS	N	N	1,387	\$1,468.39	\$1.06
2011	07	Supplier 44	GAS	N	Y	236	\$292.36	\$1.24
2011	07	Supplier 44	GAS	Y	Y	2	\$1.20	\$0.60
2011	07	Supplier 45	EL	N	N	3	-\$28.16	-\$9.39
2011	07	Supplier 50	EL	N	N	889	\$14,493.77	\$16.30
2011	07	Supplier 50	EL	N	Y	249	\$4,398.88	\$17.67
2011	07	Supplier 50	EL	Y	N	1	\$18.06	\$18.06
2011	07	Supplier 50	EL	Y	Y	6	\$99.51	\$16.59
2011	08	Supplier 01	EL	N	N	9,994	\$319,138.19	\$31.93
2011	08	Supplier 01	EL	N	Y	2,210	\$51,989.37	\$23.52
2011	08	Supplier 01	EL	Y	N	14	\$377.84	\$26.99
2011	08	Supplier 01	EL	Y	Y	57	\$1,658.84	\$29.10
2011	08	Supplier 01	LIGHTING	N	N	17	\$272.04	\$16.00
2011	08	Supplier 02	EL	N	N	21,925	\$686,942.02	\$31.33
2011	08	Supplier 02	EL	N	Y	2,202	\$43,587.78	\$19.79
2011	08	Supplier 02	EL	Y	N	5	\$143.82	\$28.76
2011	08	Supplier 02	EL	Y	Y	47	\$1,548.99	\$32.96
2011	08	Supplier 02	GAS	N	N	11,144	\$38,406.65	\$3.45
2011	08	Supplier 02	GAS	N	Y	1,351	\$3,907.53	\$2.89
2011	08	Supplier 02	GAS	Y	N	1	\$2.31	\$2.31
2011	08	Supplier 02	GAS	Y	Y	27	\$110.68	\$4.10
2011	08	Supplier 02	LIGHTING	N	N	17	\$121.35	\$7.14
2011	08	Supplier 03	EL	N	N	54,257	-\$128,848.75	-\$2.37
2011	08	Supplier 03	EL	N	Y	5,325	-\$9,807.96	-\$1.84
2011	08	Supplier 03	EL	Y	N	23	-\$58.49	-\$2.54
2011	08	Supplier 03	EL	Y	Y	98	-\$169.67	-\$1.73
2011	08	Supplier 03	GAS	N	N	22,801	\$8,296.03	\$0.36
2011	08	Supplier 03	GAS	N	Y	3,197	\$820.49	\$0.26
2011	08	Supplier 03	GAS	Y	N	14	\$4.71	\$0.34
2011	08	Supplier 03	GAS	Y	Y	58	\$24.34	\$0.42
2011	08	Supplier 04	EL	N	N	703	-\$3,542.05	-\$5.04
2011	08	Supplier 04	EL	N	Y	26	-\$47.34	-\$1.82
2011	08	Supplier 04	GAS	N	N	217	\$45.35	\$0.21
2011	08	Supplier 04	GAS	N	Y	10	\$1.30	\$0.13
2011	08	Supplier 04	LIGHTING	N	N	123	\$69.53	\$0.57
2011	08	Supplier 05	EL	N	N	387	\$4,370.79	\$11.29
2011	08	Supplier 05	EL	N	Y	195	\$1,687.54	\$8.65
2011	08	Supplier 05	EL	Y	N	1	\$6.06	\$6.06
2011	08	Supplier 05	EL	Y	Y	3	\$35.77	\$11.92
2011	08	Supplier 06	GAS	N	N	148	\$59.20	\$0.40
2011	08	Supplier 06	GAS	N	Y	102	\$47.57	\$0.47
2011	08	Supplier 06	GAS	Y	Y	1	\$0.21	\$0.21
2011	08	Supplier 07	EL	N	N	2,847	\$60,649.31	\$21.30
2011	08	Supplier 07	EL	N	Y	1,368	\$28,295.32	\$20.68
2011	08	Supplier 07	EL	Y	N	3	\$66.92	\$22.31

YEAR	MONTH	SERVICE SUPPLIER	SERVICE TYPE	AFFORD ABILITY PROGRAM	LOW INCOME CREDIT	COUNT	DELTA	AVERAGE
2011	08	Supplier 07	EL	Y	Y	23	\$612.02	\$26.61
2011	08	Supplier 07	GAS	N	N	1,214	\$1,932.75	\$1.59
2011	08	Supplier 07	GAS	N	Y	848	\$1,539.59	\$1.82
2011	08	Supplier 07	GAS	Y	Y	17	\$37.00	\$2.18
2011	08	Supplier 08	EL	N	N	90	\$2,857.09	\$31.75
2011	08	Supplier 08	EL	N	Y	34	\$1,047.00	\$30.79
2011	08	Supplier 08	EL	Y	Y	6	\$230.48	\$38.41
2011	08	Supplier 08	LIGHTING	N	N	1	\$11.68	\$11.68
2011	08	Supplier 09	GAS	N	N	488	\$4,399.44	\$9.02
2011	08	Supplier 09	GAS	N	Y	202	\$2,290.88	\$11.34
2011	08	Supplier 09	GAS	Y	Y	4	\$38.23	\$9.56
2011	08	Supplier 10	EL	N	N	2,370	\$88,371.52	\$37.29
2011	08	Supplier 10	EL	N	Y	481	\$15,621.71	\$32.48
2011	08	Supplier 10	EL	Y	Y	13	\$642.57	\$49.43
2011	08	Supplier 11	EL	N	N	300	\$1,351.47	\$4.50
2011	08	Supplier 11	EL	N	Y	14	\$9.30	\$0.66
2011	08	Supplier 11	EL	Y	Y	2	-\$0.54	-\$0.27
2011	08	Supplier 12	EL	N	N	18,114	\$468,890.30	\$25.89
2011	08	Supplier 12	EL	N	Y	3,540	\$68,100.98	\$19.24
2011	08	Supplier 12	EL	Y	N	23	\$748.26	\$32.53
2011	08	Supplier 12	EL	Y	Y	85	\$2,546.04	\$29.95
2011	08	Supplier 12	GAS	N	N	6,404	\$23,814.66	\$3.72
2011	08	Supplier 12	GAS	N	Y	1,875	\$6,917.54	\$3.69
2011	08	Supplier 12	GAS	Y	N	4	\$6.87	\$1.72
2011	08	Supplier 12	GAS	Y	Y	31	\$115.14	\$3.71
2011	08	Supplier 13	EL	N	N	445	\$1,376.71	\$3.09
2011	08	Supplier 13	EL	N	Y	7	\$15.77	\$2.25
2011	08	Supplier 13	LIGHTING	N	N	3	\$16.51	\$5.50
2011	08	Supplier 14	EL	N	N	1,240	\$3,778.97	\$3.05
2011	08	Supplier 14	EL	N	Y	172	\$556.58	\$3.24
2011	08	Supplier 14	EL	Y	N	1	\$7.14	\$7.14
2011	08	Supplier 14	EL	Y	Y	5	-\$21.39	-\$4.28
2011	08	Supplier 14	GAS	N	N	232	\$443.30	\$1.91
2011	08	Supplier 14	GAS	N	Y	44	\$79.35	\$1.80
2011	08	Supplier 14	GAS	Y	Y	1	\$1.94	\$1.94
2011	08	Supplier 15	EL	N	N	6	-\$16.08	-\$2.68
2011	08	Supplier 15	LIGHTING	N	N	2	-\$0.51	-\$0.26
2011	08	Supplier 16	EL	N	N	235	\$1,492.28	\$6.35
2011	08	Supplier 16	EL	N	Y	3	\$4.32	\$1.44
2011	08	Supplier 17	EL	N	N	1,878	-\$10,356.36	-\$5.51
2011	08	Supplier 17	EL	N	Y	17	-\$136.39	-\$8.02
2011	08	Supplier 17	EL	Y	Y	2	-\$4.05	-\$2.03
2011	08	Supplier 17	LIGHTING	N	N	45	-\$49.94	-\$1.11
2011	08	Supplier 18	EL	N	N	8,789	\$637,456.54	\$72.53
2011	08	Supplier 18	EL	N	Y	251	\$15,942.55	\$63.52
2011	08	Supplier 18	EL	Y	N	3	\$156.46	\$52.15
2011	08	Supplier 18	EL	Y	Y	9	\$729.10	\$81.01

YEAR	MONTH	SERVICE SUPPLIER	SERVICE TYPE	AFFORD ABILITY PROGRAM	LOW INCOME CREDIT	COUNT	DELTA	AVERAGE
2011	08	Supplier 18	LIGHTING	N	N	73	\$1,015.74	\$13.91
2011	08	Supplier 19	GAS	N	N	69	\$112.36	\$1.63
2011	08	Supplier 19	GAS	N	Y	7	\$7.56	\$1.08
2011	08	Supplier 20	EL	N	N	14,060	\$362,359.05	\$25.77
2011	08	Supplier 20	EL	N	Y	872	\$14,245.20	\$16.34
2011	08	Supplier 20	EL	Y	N	3	\$44.69	\$14.90
2011	08	Supplier 20	EL	Y	Y	18	\$429.60	\$23.87
2011	08	Supplier 20	LIGHTING	N	N	328	\$2,825.57	\$8.61
2011	08	Supplier 21	GAS	N	N	74	\$69.68	\$0.94
2011	08	Supplier 21	GAS	N	Y	75	\$123.30	\$1.64
2011	08	Supplier 22	EL	N	N	17,871	\$478,272.40	\$26.76
2011	08	Supplier 22	EL	N	Y	4,464	\$88,280.33	\$19.78
2011	08	Supplier 22	EL	Y	N	17	\$411.63	\$24.21
2011	08	Supplier 22	EL	Y	Y	80	\$1,923.99	\$24.05
2011	08	Supplier 22	GAS	N	N	10,830	\$2,743.65	\$0.25
2011	08	Supplier 22	GAS	N	Y	2,786	\$604.26	\$0.22
2011	08	Supplier 22	GAS	Y	N	4	\$0.71	\$0.18
2011	08	Supplier 22	GAS	Y	Y	35	\$7.33	\$0.21
2011	08	Supplier 22	LIGHTING	N	N	26	\$158.39	\$6.09
2011	08	Supplier 23	EL	N	N	58	-\$75.52	-\$1.30
2011	08	Supplier 23	EL	N	Y	3	\$5.57	\$1.86
2011	08	Supplier 23	LIGHTING	N	N	2	-\$0.25	-\$0.13
2011	08	Supplier 24	EL	N	N	9,053	\$151,080.52	\$16.69
2011	08	Supplier 24	EL	N	Y	1,224	\$17,001.73	\$13.89
2011	08	Supplier 24	EL	Y	N	8	\$224.24	\$28.03
2011	08	Supplier 24	EL	Y	Y	23	\$394.65	\$17.16
2011	08	Supplier 24	GAS	N	N	1,986	\$7,855.08	\$3.96
2011	08	Supplier 24	GAS	N	Y	632	\$2,619.37	\$4.14
2011	08	Supplier 24	GAS	Y	N	5	\$22.93	\$4.59
2011	08	Supplier 24	GAS	Y	Y	14	\$68.06	\$4.86
2011	08	Supplier 24	LIGHTING	N	N	5	\$96.54	\$19.31
2011	08	Supplier 25	EL	N	N	17,572	\$440,220.29	\$25.05
2011	08	Supplier 25	EL	N	Y	3,208	\$60,691.62	\$18.92
2011	08	Supplier 25	EL	Y	N	16	\$451.74	\$28.23
2011	08	Supplier 25	EL	Y	Y	68	\$2,099.20	\$30.87
2011	08	Supplier 25	GAS	N	N	14,055	\$18,846.52	\$1.34
2011	08	Supplier 25	GAS	N	Y	2,673	\$3,191.82	\$1.19
2011	08	Supplier 25	GAS	Y	N	7	\$8.11	\$1.16
2011	08	Supplier 25	GAS	Y	Y	42	\$71.64	\$1.71
2011	08	Supplier 25	LIGHTING	N	N	1	\$6.15	\$6.15
2011	08	Supplier 26	GAS	N	N	11,115	\$30,984.56	\$2.79
2011	08	Supplier 26	GAS	N	Y	1,696	\$4,145.41	\$2.44
2011	08	Supplier 26	GAS	Y	N	3	\$10.74	\$3.58
2011	08	Supplier 26	GAS	Y	Y	30	\$99.03	\$3.30
2011	08	Supplier 27	GAS	N	N	22	-\$3.08	-\$0.14
2011	08	Supplier 27	GAS	N	Y	4	-\$0.42	-\$0.11
2011	08	Supplier 28	EL	N	N	26,970	\$539,770.13	\$20.01

YEAR	MONTH	SERVICE SUPPLIER	SERVICE TYPE	AFFORD ABILITY PROGRAM	LOW INCOME CREDIT	COUNT	DELTA	AVERAGE
2011	08	Supplier 28	EL	N	Y	9,164	\$140,069.28	\$15.28
2011	08	Supplier 28	EL	Y	N	46	\$1,253.93	\$27.26
2011	08	Supplier 28	EL	Y	Y	211	\$5,088.89	\$24.12
2011	08	Supplier 28	GAS	N	N	8,750	\$38,141.61	\$4.36
2011	08	Supplier 28	GAS	N	Y	5,527	\$25,897.60	\$4.69
2011	08	Supplier 28	GAS	Y	N	13	\$66.90	\$5.15
2011	08	Supplier 28	GAS	Y	Y	92	\$535.68	\$5.82
2011	08	Supplier 28	LIGHTING	N	N	22	\$187.26	\$8.51
2011	08	Supplier 29	EL	N	N	1,355	\$27,367.82	\$20.20
2011	08	Supplier 29	EL	N	Y	441	\$8,089.81	\$18.34
2011	08	Supplier 29	EL	Y	N	2	\$76.49	\$38.25
2011	08	Supplier 29	EL	Y	Y	16	\$372.74	\$23.30
2011	08	Supplier 30	GAS	N	N	1,400	\$4,239.93	\$3.03
2011	08	Supplier 30	GAS	N	Y	423	\$1,371.82	\$3.24
2011	08	Supplier 30	GAS	Y	Y	7	\$27.40	\$3.91
2011	08	Supplier 32	EL	N	N	126	\$1,685.24	\$13.37
2011	08	Supplier 32	EL	N	Y	1	\$7.81	\$7.81
2011	08	Supplier 32	LIGHTING	N	N	12	\$68.56	\$5.71
2011	08	Supplier 33	EL	N	N	4,455	-\$1,444.27	-\$0.32
2011	08	Supplier 33	EL	N	Y	92	-\$77.09	-\$0.84
2011	08	Supplier 33	EL	Y	N	1	-\$0.53	-\$0.53
2011	08	Supplier 33	EL	Y	Y	3	-\$0.31	-\$0.10
2011	08	Supplier 33	LIGHTING	N	N	56	\$29.22	\$0.52
2011	08	Supplier 34	GAS	N	N	16	-\$1.94	-\$0.12
2011	08	Supplier 35	GAS	N	N	1	\$0.23	\$0.23
2011	08	Supplier 36	EL	N	N	3,005	-\$6,340.97	-\$2.11
2011	08	Supplier 36	EL	N	Y	88	\$22.95	\$0.26
2011	08	Supplier 36	EL	Y	Y	3	\$1.69	\$0.56
2011	08	Supplier 36	GAS	N	N	477	\$463.74	\$0.97
2011	08	Supplier 36	GAS	N	Y	24	\$9.03	\$0.38
2011	08	Supplier 36	GAS	Y	Y	1	\$1.54	\$1.54
2011	08	Supplier 36	LIGHTING	N	N	147	\$126.90	\$0.86
2011	08	Supplier 37	EL	N	N	545	\$3,748.12	\$6.88
2011	08	Supplier 37	EL	N	Y	115	\$699.38	\$6.08
2011	08	Supplier 37	EL	Y	N	1	\$1.10	\$1.10
2011	08	Supplier 37	EL	Y	Y	3	\$5.62	\$1.87
2011	08	Supplier 37	GAS	N	N	171	\$245.06	\$1.43
2011	08	Supplier 37	GAS	N	Y	49	\$88.80	\$1.81
2011	08	Supplier 37	GAS	Y	N	1	\$1.59	\$1.59
2011	08	Supplier 37	LIGHTING	N	N	4	\$15.38	\$3.85
2011	08	Supplier 38	EL	N	N	1,083	\$9,314.33	\$8.60
2011	08	Supplier 38	EL	N	Y	183	\$1,456.04	\$7.96
2011	08	Supplier 38	EL	Y	Y	1	\$18.08	\$18.08
2011	08	Supplier 38	GAS	N	N	653	\$1,599.58	\$2.45
2011	08	Supplier 38	GAS	N	Y	182	\$1,007.35	\$5.53
2011	08	Supplier 38	GAS	Y	Y	2	\$0.77	\$0.39
2011	08	Supplier 39	GAS	N	N	30	\$91.46	\$3.05

YEAR	MONTH	SERVICE SUPPLIER	SERVICE TYPE	AFFORD ABILITY PROGRAM	LOW INCOME CREDIT	COUNT	DELTA	AVERAGE
2011	08	Supplier 39	GAS	N	Y	12	\$32.54	\$2.71
2011	08	Supplier 40	GAS	N	N	1,782	\$6,503.70	\$3.65
2011	08	Supplier 40	GAS	N	Y	791	\$880.05	\$1.11
2011	08	Supplier 40	GAS	Y	N	1	\$11.54	\$11.54
2011	08	Supplier 40	GAS	Y	Y	10	\$48.63	\$4.86
2011	08	Supplier 41	EL	N	N	8,467	\$334,587.40	\$39.52
2011	08	Supplier 41	EL	N	Y	1,505	\$25,185.50	\$16.73
2011	08	Supplier 41	EL	Y	N	7	\$258.41	\$36.92
2011	08	Supplier 41	EL	Y	Y	24	\$1,242.90	\$51.79
2011	08	Supplier 41	LIGHTING	N	N	23	\$271.85	\$11.82
2011	08	Supplier 42	EL	N	N	2,407	-\$7,823.80	-\$3.25
2011	08	Supplier 42	EL	N	Y	49	-\$39.96	-\$0.82
2011	08	Supplier 42	LIGHTING	N	N	98	\$123.56	\$1.26
2011	08	Supplier 43	GAS	N	N	2,315	\$5,182.70	\$2.24
2011	08	Supplier 43	GAS	N	Y	274	\$527.90	\$1.93
2011	08	Supplier 43	GAS	Y	Y	5	\$9.86	\$1.97
2011	08	Supplier 44	GAS	N	N	1,605	\$968.94	\$0.60
2011	08	Supplier 44	GAS	N	Y	266	\$176.00	\$0.66
2011	08	Supplier 44	GAS	Y	Y	2	\$0.85	\$0.43
2011	08	Supplier 45	EL	N	N	80	-\$309.38	-\$3.87
2011	08	Supplier 45	EL	N	Y	9	-\$57.54	-\$6.39
2011	08	Supplier 49	EL	N	N	1	\$2.07	\$2.07
2011	08	Supplier 50	EL	N	N	1,027	\$13,320.22	\$12.97
2011	08	Supplier 50	EL	N	Y	304	\$4,128.70	\$13.58
2011	08	Supplier 50	EL	Y	N	1	\$15.71	\$15.71
2011	08	Supplier 50	EL	Y	Y	6	\$85.32	\$14.22
2011	09	Supplier 01	EL	N	N	9,887	\$267,699.02	\$27.08
2011	09	Supplier 01	EL	N	Y	1,862	\$42,098.84	\$22.61
2011	09	Supplier 01	EL	Y	N	14	\$387.99	\$27.71
2011	09	Supplier 01	EL	Y	Y	47	\$1,217.55	\$25.91
2011	09	Supplier 01	LIGHTING	N	N	16	\$235.60	\$14.73
2011	09	Supplier 02	EL	N	N	22,011	\$568,893.70	\$25.85
2011	09	Supplier 02	EL	N	Y	1,991	\$33,782.02	\$16.97
2011	09	Supplier 02	EL	Y	N	9	\$208.76	\$23.20
2011	09	Supplier 02	EL	Y	Y	54	\$1,468.57	\$27.20
2011	09	Supplier 02	GAS	N	N	11,037	\$41,811.75	\$3.79
2011	09	Supplier 02	GAS	N	Y	1,213	\$3,864.43	\$3.19
2011	09	Supplier 02	GAS	Y	N	4	\$11.35	\$2.84
2011	09	Supplier 02	GAS	Y	Y	30	\$129.08	\$4.30
2011	09	Supplier 02	LIGHTING	N	N	17	\$125.24	\$7.37
2011	09	Supplier 03	EL	N	N	55,888	-\$92,942.21	-\$1.66
2011	09	Supplier 03	EL	N	Y	4,672	-\$6,033.38	-\$1.29
2011	09	Supplier 03	EL	Y	N	15	-\$12.98	-\$0.87
2011	09	Supplier 03	EL	Y	Y	70	-\$78.50	-\$1.12
2011	09	Supplier 03	GAS	N	N	23,153	\$4,306.04	\$0.19
2011	09	Supplier 03	GAS	N	Y	2,804	\$241.50	\$0.09
2011	09	Supplier 03	GAS	Y	N	7	-\$0.44	-\$0.06

YEAR	MONTH	SERVICE SUPPLIER	SERVICE TYPE	AFFORD ABILITY PROGRAM	LOW INCOME CREDIT	COUNT	DELTA	AVERAGE
2011	09	Supplier 03	GAS	Y	Y	34	\$1.62	\$0.05
2011	09	Supplier 04	EL	N	N	703	-\$2,742.28	-\$3.90
2011	09	Supplier 04	EL	N	Y	21	-\$30.13	-\$1.43
2011	09	Supplier 04	GAS	N	N	213	\$218.42	\$1.03
2011	09	Supplier 04	GAS	N	Y	8	\$4.16	\$0.52
2011	09	Supplier 04	LIGHTING	N	N	134	\$84.35	\$0.63
2011	09	Supplier 05	EL	N	N	397	\$7,474.76	\$18.83
2011	09	Supplier 05	EL	N	Y	162	\$2,436.48	\$15.04
2011	09	Supplier 05	EL	Y	N	2	\$49.52	\$24.76
2011	09	Supplier 05	EL	Y	Y	3	\$51.80	\$17.27
2011	09	Supplier 06	GAS	N	N	152	\$134.69	\$0.89
2011	09	Supplier 06	GAS	N	Y	90	\$82.84	\$0.92
2011	09	Supplier 06	GAS	Y	N	1	\$0.79	\$0.79
2011	09	Supplier 07	EL	N	N	3,095	\$70,749.71	\$22.86
2011	09	Supplier 07	EL	N	Y	1,376	\$31,277.90	\$22.73
2011	09	Supplier 07	EL	Y	N	8	\$183.39	\$22.92
2011	09	Supplier 07	EL	Y	Y	26	\$806.08	\$31.00
2011	09	Supplier 07	GAS	N	N	1,327	\$2,568.31	\$1.94
2011	09	Supplier 07	GAS	N	Y	864	\$1,947.55	\$2.25
2011	09	Supplier 07	GAS	Y	N	2	\$3.99	\$2.00
2011	09	Supplier 07	GAS	Y	Y	15	\$34.69	\$2.31
2011	09	Supplier 08	EL	N	N	70	\$2,717.69	\$38.82
2011	09	Supplier 08	EL	N	Y	23	\$719.41	\$31.28
2011	09	Supplier 08	EL	Y	Y	4	\$161.96	\$40.49
2011	09	Supplier 08	LIGHTING	N	N	1	\$13.36	\$13.36
2011	09	Supplier 09	GAS	N	N	461	\$5,141.40	\$11.15
2011	09	Supplier 09	GAS	N	Y	177	\$2,024.40	\$11.44
2011	09	Supplier 09	GAS	Y	Y	2	\$18.85	\$9.43
2011	09	Supplier 10	EL	N	N	2,324	\$108,580.21	\$46.72
2011	09	Supplier 10	EL	N	Y	437	\$17,346.83	\$39.70
2011	09	Supplier 10	EL	Y	N	1	\$81.32	\$81.32
2011	09	Supplier 10	EL	Y	Y	9	\$602.44	\$66.94
2011	09	Supplier 11	EL	N	N	302	\$3,324.92	\$11.01
2011	09	Supplier 11	EL	N	Y	12	\$48.28	\$4.02
2011	09	Supplier 11	EL	Y	Y	2	\$8.26	\$4.13
2011	09	Supplier 12	EL	N	N	18,240	\$535,054.50	\$29.33
2011	09	Supplier 12	EL	N	Y	3,151	\$71,977.45	\$22.84
2011	09	Supplier 12	EL	Y	N	28	\$1,004.76	\$35.88
2011	09	Supplier 12	EL	Y	Y	84	\$2,907.39	\$34.61
2011	09	Supplier 12	GAS	N	N	6,619	\$29,440.65	\$4.45
2011	09	Supplier 12	GAS	N	Y	1,656	\$7,156.55	\$4.32
2011	09	Supplier 12	GAS	Y	N	7	\$20.81	\$2.97
2011	09	Supplier 12	GAS	Y	Y	25	\$113.08	\$4.52
2011	09	Supplier 13	EL	N	N	445	\$1,234.67	\$2.77
2011	09	Supplier 13	EL	N	Y	6	\$15.09	\$2.52
2011	09	Supplier 13	LIGHTING	N	N	5	\$20.17	\$4.03
2011	09	Supplier 14	EL	N	N	852	\$9,394.06	\$11.03

YEAR	MONTH	SERVICE SUPPLIER	SERVICE TYPE	AFFORD ABILITY PROGRAM	LOW INCOME CREDIT	COUNT	DELTA	AVERAGE
2011	09	Supplier 14	EL	N	Y	95	\$940.42	\$9.90
2011	09	Supplier 14	EL	Y	N	1	\$8.20	\$8.20
2011	09	Supplier 14	EL	Y	Y	3	\$24.04	\$8.01
2011	09	Supplier 14	GAS	N	N	206	\$370.54	\$1.80
2011	09	Supplier 14	GAS	N	Y	28	\$72.90	\$2.60
2011	09	Supplier 15	EL	N	N	6	-\$13.33	-\$2.22
2011	09	Supplier 15	LIGHTING	N	N	2	-\$0.58	-\$0.29
2011	09	Supplier 16	EL	N	N	224	\$1,187.74	\$5.30
2011	09	Supplier 16	EL	N	Y	1	\$0.99	\$0.99
2011	09	Supplier 17	EL	N	N	1,773	-\$6,321.23	-\$3.57
2011	09	Supplier 17	EL	N	Y	17	-\$88.87	-\$5.23
2011	09	Supplier 17	EL	Y	Y	2	-\$2.33	-\$1.17
2011	09	Supplier 17	LIGHTING	N	N	44	-\$24.40	-\$0.55
2011	09	Supplier 18	EL	N	N	8,696	\$546,826.03	\$62.88
2011	09	Supplier 18	EL	N	Y	212	\$11,575.90	\$54.60
2011	09	Supplier 18	EL	Y	N	4	\$198.27	\$49.57
2011	09	Supplier 18	EL	Y	Y	8	\$419.86	\$52.48
2011	09	Supplier 18	LIGHTING	N	N	79	\$1,137.30	\$14.40
2011	09	Supplier 19	GAS	N	N	119	\$231.10	\$1.94
2011	09	Supplier 19	GAS	N	Y	5	\$4.78	\$0.96
2011	09	Supplier 20	EL	N	N	14,052	\$321,927.87	\$22.91
2011	09	Supplier 20	EL	N	Y	765	\$11,166.65	\$14.60
2011	09	Supplier 20	EL	Y	N	6	\$126.34	\$21.06
2011	09	Supplier 20	EL	Y	Y	19	\$371.20	\$19.54
2011	09	Supplier 20	LIGHTING	N	N	323	\$2,745.95	\$8.50
2011	09	Supplier 21	GAS	N	N	71	\$289.02	\$4.07
2011	09	Supplier 21	GAS	N	Y	64	\$355.59	\$5.56
2011	09	Supplier 21	GAS	Y	Y	1	\$7.05	\$7.05
2011	09	Supplier 22	EL	N	N	17,820	\$413,505.80	\$23.20
2011	09	Supplier 22	EL	N	Y	3,991	\$73,366.49	\$18.38
2011	09	Supplier 22	EL	Y	N	18	\$381.21	\$21.18
2011	09	Supplier 22	EL	Y	Y	74	\$1,647.13	\$22.26
2011	09	Supplier 22	GAS	N	N	10,936	\$13,777.71	\$1.26
2011	09	Supplier 22	GAS	N	Y	2,522	\$3,232.31	\$1.28
2011	09	Supplier 22	GAS	Y	N	6	\$10.34	\$1.72
2011	09	Supplier 22	GAS	Y	Y	34	\$43.61	\$1.28
2011	09	Supplier 22	LIGHTING	N	N	26	\$186.68	\$7.18
2011	09	Supplier 23	EL	N	N	60	\$128.21	\$2.14
2011	09	Supplier 23	EL	N	Y	3	\$10.14	\$3.38
2011	09	Supplier 23	LIGHTING	N	N	2	-\$0.24	-\$0.12
2011	09	Supplier 24	EL	N	N	8,834	\$220,326.55	\$24.94
2011	09	Supplier 24	EL	N	Y	1,066	\$20,420.03	\$19.16
2011	09	Supplier 24	EL	Y	N	10	\$243.50	\$24.35
2011	09	Supplier 24	EL	Y	Y	19	\$431.02	\$22.69
2011	09	Supplier 24	GAS	N	N	1,989	\$10,014.86	\$5.04
2011	09	Supplier 24	GAS	N	Y	524	\$2,711.91	\$5.18
2011	09	Supplier 24	GAS	Y	N	4	\$20.44	\$5.11

YEAR	MONTH	SERVICE SUPPLIER	SERVICE TYPE	AFFORD ABILITY PROGRAM	LOW INCOME CREDIT	COUNT	DELTA	AVERAGE
2011	09	Supplier 24	GAS	Y	Y	16	\$85.97	\$5.37
2011	09	Supplier 24	LIGHTING	N	N	6	\$129.17	\$21.53
2011	09	Supplier 25	EL	N	N	17,336	\$460,848.03	\$26.58
2011	09	Supplier 25	EL	N	Y	2,778	\$58,372.22	\$21.01
2011	09	Supplier 25	EL	Y	N	22	\$568.51	\$25.84
2011	09	Supplier 25	EL	Y	Y	70	\$2,156.49	\$30.81
2011	09	Supplier 25	GAS	N	N	13,696	\$23,222.77	\$1.70
2011	09	Supplier 25	GAS	N	Y	2,295	\$3,553.41	\$1.55
2011	09	Supplier 25	GAS	Y	N	13	\$22.55	\$1.73
2011	09	Supplier 25	GAS	Y	Y	39	\$77.03	\$1.98
2011	09	Supplier 25	LIGHTING	N	N	1	\$5.34	\$5.34
2011	09	Supplier 26	GAS	N	N	11,241	\$39,440.25	\$3.51
2011	09	Supplier 26	GAS	N	Y	1,570	\$4,699.48	\$2.99
2011	09	Supplier 26	GAS	Y	N	5	\$27.65	\$5.53
2011	09	Supplier 26	GAS	Y	Y	21	\$87.11	\$4.15
2011	09	Supplier 27	GAS	N	N	23	\$9.54	\$0.41
2011	09	Supplier 27	GAS	N	Y	4	\$1.60	\$0.40
2011	09	Supplier 28	EL	N	N	27,723	\$624,975.14	\$22.54
2011	09	Supplier 28	EL	N	Y	8,132	\$149,889.57	\$18.43
2011	09	Supplier 28	EL	Y	N	62	\$2,036.08	\$32.84
2011	09	Supplier 28	EL	Y	Y	195	\$4,976.83	\$25.52
2011	09	Supplier 28	GAS	N	N	8,900	\$45,439.28	\$5.11
2011	09	Supplier 28	GAS	N	Y	4,883	\$25,654.47	\$5.25
2011	09	Supplier 28	GAS	Y	N	22	\$91.91	\$4.18
2011	09	Supplier 28	GAS	Y	Y	78	\$556.16	\$7.13
2011	09	Supplier 28	LIGHTING	N	N	22	\$176.43	\$8.02
2011	09	Supplier 29	EL	N	N	1,348	\$33,683.03	\$24.99
2011	09	Supplier 29	EL	N	Y	435	\$10,238.85	\$23.54
2011	09	Supplier 29	EL	Y	N	2	\$96.84	\$48.42
2011	09	Supplier 29	EL	Y	Y	16	\$465.36	\$29.09
2011	09	Supplier 30	GAS	N	N	1,370	\$4,554.96	\$3.32
2011	09	Supplier 30	GAS	N	Y	390	\$1,372.07	\$3.52
2011	09	Supplier 30	GAS	Y	N	2	\$5.43	\$2.72
2011	09	Supplier 30	GAS	Y	Y	8	\$28.89	\$3.61
2011	09	Supplier 32	EL	N	N	127	\$3,543.14	\$27.90
2011	09	Supplier 32	EL	N	Y	1	\$12.63	\$12.63
2011	09	Supplier 32	LIGHTING	N	N	11	\$95.18	\$8.65
2011	09	Supplier 33	EL	N	N	4,431	\$139.61	\$0.03
2011	09	Supplier 33	EL	N	Y	81	-\$17.10	-\$0.21
2011	09	Supplier 33	EL	Y	N	1	-\$0.22	-\$0.22
2011	09	Supplier 33	EL	Y	Y	3	\$0.33	\$0.11
2011	09	Supplier 33	LIGHTING	N	N	58	\$40.63	\$0.70
2011	09	Supplier 34	GAS	N	N	14	\$1.57	\$0.11
2011	09	Supplier 35	GAS	N	N	1	\$0.92	\$0.92
2011	09	Supplier 36	EL	N	N	2,910	\$1,517.17	\$0.52
2011	09	Supplier 36	EL	N	Y	78	\$243.67	\$3.12
2011	09	Supplier 36	EL	Y	Y	4	\$24.40	\$6.10

YEAR	MONTH	SERVICE SUPPLIER	SERVICE TYPE	AFFORD ABILITY PROGRAM	LOW INCOME CREDIT	COUNT	DELTA	AVERAGE
2011	09	Supplier 36	GAS	N	N	480	\$706.16	\$1.47
2011	09	Supplier 36	GAS	N	Y	26	\$28.30	\$1.09
2011	09	Supplier 36	GAS	Y	Y	1	\$1.99	\$1.99
2011	09	Supplier 36	LIGHTING	N	N	150	\$168.72	\$1.12
2011	09	Supplier 37	EL	N	N	586	\$8,949.33	\$15.27
2011	09	Supplier 37	EL	N	Y	123	\$1,564.01	\$12.72
2011	09	Supplier 37	EL	Y	N	1	\$15.46	\$15.46
2011	09	Supplier 37	EL	Y	Y	3	\$31.48	\$10.49
2011	09	Supplier 37	GAS	N	N	196	\$368.57	\$1.88
2011	09	Supplier 37	GAS	N	Y	59	\$153.33	\$2.60
2011	09	Supplier 37	GAS	Y	N	1	\$1.30	\$1.30
2011	09	Supplier 37	LIGHTING	N	N	4	\$21.07	\$5.27
2011	09	Supplier 38	EL	N	N	1,185	\$11,855.02	\$10.00
2011	09	Supplier 38	EL	N	Y	153	\$1,440.76	\$9.42
2011	09	Supplier 38	GAS	N	N	689	\$2,357.24	\$3.42
2011	09	Supplier 38	GAS	N	Y	159	\$1,148.44	\$7.22
2011	09	Supplier 38	GAS	Y	Y	3	\$3.80	\$1.27
2011	09	Supplier 40	GAS	N	N	1,946	\$8,382.30	\$4.31
2011	09	Supplier 40	GAS	N	Y	839	\$1,253.97	\$1.49
2011	09	Supplier 40	GAS	Y	N	1	\$14.53	\$14.53
2011	09	Supplier 40	GAS	Y	Y	7	\$57.95	\$8.28
2011	09	Supplier 41	EL	N	N	8,607	\$383,746.30	\$44.59
2011	09	Supplier 41	EL	N	Y	1,525	\$39,230.81	\$25.73
2011	09	Supplier 41	EL	Y	N	13	\$473.85	\$36.45
2011	09	Supplier 41	EL	Y	Y	23	\$1,042.62	\$45.33
2011	09	Supplier 41	LIGHTING	N	N	22	\$286.25	\$13.01
2011	09	Supplier 42	EL	N	N	2,371	-\$2,931.08	-\$1.24
2011	09	Supplier 42	EL	N	Y	52	-\$27.02	-\$0.52
2011	09	Supplier 42	LIGHTING	N	N	97	\$189.59	\$1.95
2011	09	Supplier 43	GAS	N	N	2,367	\$6,840.76	\$2.89
2011	09	Supplier 43	GAS	N	Y	243	\$566.06	\$2.33
2011	09	Supplier 43	GAS	Y	Y	4	\$9.30	\$2.33
2011	09	Supplier 44	GAS	N	N	1,607	\$1,903.67	\$1.18
2011	09	Supplier 44	GAS	N	Y	222	\$293.32	\$1.32
2011	09	Supplier 44	GAS	Y	N	1	\$0.62	\$0.62
2011	09	Supplier 44	GAS	Y	Y	1	\$1.17	\$1.17
2011	09	Supplier 45	EL	N	N	142	\$682.05	\$4.80
2011	09	Supplier 45	EL	N	Y	12	\$77.74	\$6.48
2011	09	Supplier 49	EL	N	N	121	\$761.90	\$6.30
2011	09	Supplier 49	EL	N	Y	92	\$596.75	\$6.49
2011	09	Supplier 49	EL	Y	Y	1	\$18.83	\$18.83
2011	09	Supplier 50	EL	N	N	1,096	\$18,741.03	\$17.10
2011	09	Supplier 50	EL	N	Y	292	\$5,443.01	\$18.64
2011	09	Supplier 50	EL	Y	N	1	\$19.87	\$19.87
2011	09	Supplier 50	EL	Y	Y	7	\$135.09	\$19.30
2011	10	Supplier 01	EL	N	N	8,844	\$202,476.86	\$22.89
2011	10	Supplier 01	EL	N	Y	1,698	\$33,205.14	\$19.56

YEAR	MONTH	SERVICE SUPPLIER	SERVICE TYPE	AFFORD ABILITY PROGRAM	LOW INCOME CREDIT	COUNT	DELTA	AVERAGE
2011	10	Supplier 01	EL	Y	N	14	\$343.37	\$24.53
2011	10	Supplier 01	EL	Y	Y	45	\$1,068.45	\$23.74
2011	10	Supplier 01	LIGHTING	N	N	14	\$225.28	\$16.09
2011	10	Supplier 02	EL	N	N	19,565	\$382,376.81	\$19.54
2011	10	Supplier 02	EL	N	Y	1,769	\$25,427.52	\$14.37
2011	10	Supplier 02	EL	Y	N	9	\$163.61	\$18.18
2011	10	Supplier 02	EL	Y	Y	45	\$910.34	\$20.23
2011	10	Supplier 02	GAS	N	N	10,351	\$41,964.58	\$4.05
2011	10	Supplier 02	GAS	N	Y	1,111	\$4,179.47	\$3.76
2011	10	Supplier 02	GAS	Y	N	4	\$11.79	\$2.95
2011	10	Supplier 02	GAS	Y	Y	21	\$76.74	\$3.65
2011	10	Supplier 02	LIGHTING	N	N	13	\$88.06	\$6.77
2011	10	Supplier 03	EL	N	N	51,431	-\$65,460.19	-\$1.27
2011	10	Supplier 03	EL	N	Y	4,216	-\$4,143.55	-\$0.98
2011	10	Supplier 03	EL	Y	N	15	-\$11.24	-\$0.75
2011	10	Supplier 03	EL	Y	Y	70	-\$75.76	-\$1.08
2011	10	Supplier 03	GAS	N	N	22,261	-\$18,385.49	-\$0.83
2011	10	Supplier 03	GAS	N	Y	2,623	-\$2,026.74	-\$0.77
2011	10	Supplier 03	GAS	Y	N	7	-\$2.00	-\$0.29
2011	10	Supplier 03	GAS	Y	Y	35	-\$32.74	-\$0.94
2011	10	Supplier 04	EL	N	N	635	\$2,958.74	\$4.66
2011	10	Supplier 04	EL	N	Y	15	-\$21.46	-\$1.43
2011	10	Supplier 04	GAS	N	N	206	\$176.97	\$0.86
2011	10	Supplier 04	GAS	N	Y	9	\$5.89	\$0.65
2011	10	Supplier 04	LIGHTING	N	N	112	\$66.12	\$0.59
2011	10	Supplier 05	EL	N	N	373	\$6,601.71	\$17.70
2011	10	Supplier 05	EL	N	Y	163	\$2,360.31	\$14.48
2011	10	Supplier 05	EL	Y	N	2	\$45.04	\$22.52
2011	10	Supplier 05	EL	Y	Y	3	\$48.03	\$16.01
2011	10	Supplier 06	GAS	N	N	150	\$322.19	\$2.15
2011	10	Supplier 06	GAS	N	Y	100	\$259.70	\$2.60
2011	10	Supplier 06	GAS	Y	N	1	\$2.21	\$2.21
2011	10	Supplier 07	EL	N	N	3,122	\$47,059.37	\$15.07
2011	10	Supplier 07	EL	N	Y	1,326	\$20,636.03	\$15.56
2011	10	Supplier 07	EL	Y	N	6	\$80.14	\$13.36
2011	10	Supplier 07	EL	Y	Y	26	\$540.47	\$20.79
2011	10	Supplier 07	GAS	N	N	1,243	\$2,532.26	\$2.04
2011	10	Supplier 07	GAS	N	Y	781	\$2,096.86	\$2.68
2011	10	Supplier 07	GAS	Y	N	2	\$4.42	\$2.21
2011	10	Supplier 07	GAS	Y	Y	15	\$37.55	\$2.50
2011	10	Supplier 08	EL	N	N	66	\$2,133.67	\$32.33
2011	10	Supplier 08	EL	N	Y	20	\$582.00	\$29.10
2011	10	Supplier 08	EL	Y	Y	4	\$127.20	\$31.80
2011	10	Supplier 08	LIGHTING	N	N	1	\$13.43	\$13.43
2011	10	Supplier 09	GAS	N	N	425	\$6,588.59	\$15.50
2011	10	Supplier 09	GAS	N	Y	154	\$2,491.17	\$16.18
2011	10	Supplier 09	GAS	Y	Y	2	\$19.27	\$9.64

YEAR	MONTH	SERVICE SUPPLIER	SERVICE TYPE	AFFORD ABILITY PROGRAM	LOW INCOME CREDIT	COUNT	DELTA	AVERAGE
2011	10	Supplier 10	EL	N	N	1,985	\$79,679.24	\$40.14
2011	10	Supplier 10	EL	N	Y	376	\$13,268.96	\$35.29
2011	10	Supplier 10	EL	Y	N	1	\$66.06	\$66.06
2011	10	Supplier 10	EL	Y	Y	9	\$525.44	\$58.38
2011	10	Supplier 11	EL	N	N	265	\$2,788.12	\$10.52
2011	10	Supplier 11	EL	N	Y	13	\$57.19	\$4.40
2011	10	Supplier 11	EL	Y	Y	2	\$9.24	\$4.62
2011	10	Supplier 12	EL	N	N	16,085	\$414,637.17	\$25.78
2011	10	Supplier 12	EL	N	Y	2,942	\$60,827.19	\$20.68
2011	10	Supplier 12	EL	Y	N	24	\$737.70	\$30.74
2011	10	Supplier 12	EL	Y	Y	83	\$2,489.93	\$30.00
2011	10	Supplier 12	GAS	N	N	6,135	\$42,074.37	\$6.86
2011	10	Supplier 12	GAS	N	Y	1,649	\$11,198.11	\$6.79
2011	10	Supplier 12	GAS	Y	N	8	\$42.62	\$5.33
2011	10	Supplier 12	GAS	Y	Y	27	\$178.14	\$6.60
2011	10	Supplier 13	EL	N	N	374	\$893.10	\$2.39
2011	10	Supplier 13	EL	N	Y	4	\$12.08	\$3.02
2011	10	Supplier 13	LIGHTING	N	N	5	\$20.34	\$4.07
2011	10	Supplier 14	EL	N	N	1,296	\$13,673.02	\$10.55
2011	10	Supplier 14	EL	N	Y	176	\$1,637.70	\$9.31
2011	10	Supplier 14	EL	Y	N	1	\$9.03	\$9.03
2011	10	Supplier 14	EL	Y	Y	5	\$57.56	\$11.51
2011	10	Supplier 14	GAS	N	N	226	\$801.29	\$3.55
2011	10	Supplier 14	GAS	N	Y	36	\$109.36	\$3.04
2011	10	Supplier 14	GAS	Y	Y	1	\$2.24	\$2.24
2011	10	Supplier 15	EL	N	N	14	-\$78.71	-\$5.62
2011	10	Supplier 15	EL	N	Y	1	-\$1.32	-\$1.32
2011	10	Supplier 15	GAS	N	N	3	\$9.10	\$3.03
2011	10	Supplier 15	LIGHTING	N	N	2	-\$2.21	-\$1.11
2011	10	Supplier 16	EL	N	N	191	\$887.59	\$4.65
2011	10	Supplier 16	EL	N	Y	1	\$0.87	\$0.87
2011	10	Supplier 17	EL	N	N	1,643	-\$6,416.62	-\$3.91
2011	10	Supplier 17	EL	N	Y	16	-\$96.99	-\$6.06
2011	10	Supplier 17	EL	Y	Y	2	-\$2.33	-\$1.17
2011	10	Supplier 17	LIGHTING	N	N	38	-\$24.88	-\$0.65
2011	10	Supplier 18	EL	N	N	7,705	\$406,628.90	\$52.77
2011	10	Supplier 18	EL	N	Y	196	\$8,948.57	\$45.66
2011	10	Supplier 18	EL	Y	N	4	\$175.43	\$43.86
2011	10	Supplier 18	EL	Y	Y	8	\$388.68	\$48.59
2011	10	Supplier 18	LIGHTING	N	N	63	\$906.73	\$14.39
2011	10	Supplier 19	GAS	N	N	187	\$502.35	\$2.69
2011	10	Supplier 19	GAS	N	Y	7	\$17.97	\$2.57
2011	10	Supplier 20	EL	N	N	11,839	\$242,442.36	\$20.48
2011	10	Supplier 20	EL	N	Y	666	\$8,597.69	\$12.91
2011	10	Supplier 20	EL	Y	N	6	\$109.81	\$18.30
2011	10	Supplier 20	EL	Y	Y	17	\$287.85	\$16.93
2011	10	Supplier 20	LIGHTING	N	N	290	\$2,469.42	\$8.52

YEAR	MONTH	SERVICE SUPPLIER	SERVICE TYPE	AFFORD ABILITY PROGRAM	LOW INCOME CREDIT	COUNT	DELTA	AVERAGE
2011	10	Supplier 21	GAS	N	N	55	\$268.66	\$4.88
2011	10	Supplier 21	GAS	N	Y	53	\$416.39	\$7.86
2011	10	Supplier 21	GAS	Y	Y	1	\$9.25	\$9.25
2011	10	Supplier 22	EL	N	N	15,750	\$301,155.53	\$19.12
2011	10	Supplier 22	EL	N	Y	3,550	\$54,981.18	\$15.49
2011	10	Supplier 22	EL	Y	N	18	\$356.07	\$19.78
2011	10	Supplier 22	EL	Y	Y	68	\$1,291.88	\$19.00
2011	10	Supplier 22	GAS	N	N	9,925	\$28,716.02	\$2.89
2011	10	Supplier 22	GAS	N	Y	2,340	\$8,805.71	\$3.76
2011	10	Supplier 22	GAS	Y	N	6	\$24.29	\$4.05
2011	10	Supplier 22	GAS	Y	Y	31	\$92.39	\$2.98
2011	10	Supplier 22	LIGHTING	N	N	20	\$170.46	\$8.52
2011	10	Supplier 23	EL	N	N	59	\$136.95	\$2.32
2011	10	Supplier 23	EL	N	Y	3	\$9.79	\$3.26
2011	10	Supplier 23	LIGHTING	N	N	2	-\$0.23	-\$0.12
2011	10	Supplier 24	EL	N	N	7,743	\$178,163.85	\$23.01
2011	10	Supplier 24	EL	N	Y	889	\$16,538.02	\$18.60
2011	10	Supplier 24	EL	Y	N	12	\$235.81	\$19.65
2011	10	Supplier 24	EL	Y	Y	18	\$369.79	\$20.54
2011	10	Supplier 24	GAS	N	N	1,741	\$14,059.07	\$8.08
2011	10	Supplier 24	GAS	N	Y	471	\$4,032.56	\$8.56
2011	10	Supplier 24	GAS	Y	N	6	\$37.61	\$6.27
2011	10	Supplier 24	GAS	Y	Y	18	\$176.96	\$9.83
2011	10	Supplier 24	LIGHTING	N	N	4	\$107.42	\$26.86
2011	10	Supplier 25	EL	N	N	15,267	\$266,078.52	\$17.43
2011	10	Supplier 25	EL	N	Y	2,469	\$34,269.49	\$13.88
2011	10	Supplier 25	EL	Y	N	20	\$353.31	\$17.67
2011	10	Supplier 25	EL	Y	Y	64	\$1,298.24	\$20.29
2011	10	Supplier 25	GAS	N	N	12,612	\$23,599.74	\$1.87
2011	10	Supplier 25	GAS	N	Y	2,098	\$3,944.47	\$1.88
2011	10	Supplier 25	GAS	Y	N	13	\$26.48	\$2.04
2011	10	Supplier 25	GAS	Y	Y	35	\$76.89	\$2.20
2011	10	Supplier 25	LIGHTING	N	N	1	\$5.35	\$5.35
2011	10	Supplier 26	GAS	N	N	10,373	\$61,878.70	\$5.97
2011	10	Supplier 26	GAS	N	Y	1,421	\$7,947.89	\$5.59
2011	10	Supplier 26	GAS	Y	N	6	\$35.08	\$5.85
2011	10	Supplier 26	GAS	Y	Y	20	\$150.53	\$7.53
2011	10	Supplier 27	GAS	N	N	23	-\$30.41	-\$1.32
2011	10	Supplier 27	GAS	N	Y	3	\$0.79	\$0.26
2011	10	Supplier 28	EL	N	N	25,130	\$492,003.09	\$19.58
2011	10	Supplier 28	EL	N	Y	7,065	\$117,544.20	\$16.64
2011	10	Supplier 28	EL	Y	N	52	\$1,366.91	\$26.29
2011	10	Supplier 28	EL	Y	Y	187	\$4,320.91	\$23.11
2011	10	Supplier 28	GAS	N	N	8,324	\$65,791.18	\$7.90
2011	10	Supplier 28	GAS	N	Y	4,379	\$37,682.46	\$8.61
2011	10	Supplier 28	GAS	Y	N	19	\$113.59	\$5.98
2011	10	Supplier 28	GAS	Y	Y	77	\$894.22	\$11.61

YEAR	MONTH	SERVICE SUPPLIER	SERVICE TYPE	AFFORD ABILITY PROGRAM	LOW INCOME CREDIT	COUNT	DELTA	AVERAGE
2011	10	Supplier 28	LIGHTING	N	N	24	\$185.01	\$7.71
2011	10	Supplier 29	EL	N	N	1,487	\$33,573.86	\$22.58
2011	10	Supplier 29	EL	N	Y	547	\$12,130.99	\$22.18
2011	10	Supplier 29	EL	Y	N	2	\$64.27	\$32.14
2011	10	Supplier 29	EL	Y	Y	14	\$353.35	\$25.24
2011	10	Supplier 30	GAS	N	N	1,320	\$5,099.68	\$3.86
2011	10	Supplier 30	GAS	N	Y	400	\$1,762.17	\$4.41
2011	10	Supplier 30	GAS	Y	N	2	\$3.34	\$1.67
2011	10	Supplier 30	GAS	Y	Y	6	\$24.99	\$4.17
2011	10	Supplier 32	EL	N	N	135	\$2,492.75	\$18.46
2011	10	Supplier 32	EL	N	Y	1	\$19.41	\$19.41
2011	10	Supplier 32	LIGHTING	N	N	13	\$87.98	\$6.77
2011	10	Supplier 33	EL	N	N	3,891	\$252.84	\$0.06
2011	10	Supplier 33	EL	N	Y	70	-\$10.08	-\$0.14
2011	10	Supplier 33	EL	Y	N	1	-\$0.27	-\$0.27
2011	10	Supplier 33	EL	Y	Y	3	\$0.31	\$0.10
2011	10	Supplier 33	LIGHTING	N	N	50	\$36.90	\$0.74
2011	10	Supplier 34	GAS	N	N	18	\$25.95	\$1.44
2011	10	Supplier 35	GAS	N	N	1	\$9.67	\$9.67
2011	10	Supplier 36	EL	N	N	2,673	\$7,791.90	\$2.92
2011	10	Supplier 36	EL	N	Y	68	\$221.12	\$3.25
2011	10	Supplier 36	EL	Y	Y	4	\$20.36	\$5.09
2011	10	Supplier 36	GAS	N	N	445	\$683.58	\$1.54
2011	10	Supplier 36	GAS	N	Y	19	\$21.86	\$1.15
2011	10	Supplier 36	GAS	Y	Y	1	\$3.19	\$3.19
2011	10	Supplier 36	LIGHTING	N	N	134	\$169.40	\$1.26
2011	10	Supplier 37	EL	N	N	631	\$8,729.95	\$13.84
2011	10	Supplier 37	EL	N	Y	130	\$1,670.47	\$12.85
2011	10	Supplier 37	EL	Y	N	1	\$15.28	\$15.28
2011	10	Supplier 37	EL	Y	Y	3	\$32.32	\$10.77
2011	10	Supplier 37	GAS	N	N	217	\$780.57	\$3.60
2011	10	Supplier 37	GAS	N	Y	68	\$321.58	\$4.73
2011	10	Supplier 37	GAS	Y	N	1	\$3.16	\$3.16
2011	10	Supplier 37	LIGHTING	N	N	6	\$30.07	\$5.01
2011	10	Supplier 38	EL	N	N	975	\$8,172.01	\$8.38
2011	10	Supplier 38	EL	N	Y	134	\$997.30	\$7.44
2011	10	Supplier 38	GAS	N	N	574	\$954.72	\$1.66
2011	10	Supplier 38	GAS	N	Y	130	\$197.01	\$1.52
2011	10	Supplier 38	GAS	Y	Y	3	-\$3.12	-\$1.04
2011	10	Supplier 40	GAS	N	N	2,105	\$13,487.58	\$6.41
2011	10	Supplier 40	GAS	N	Y	1,013	\$2,914.09	\$2.88
2011	10	Supplier 40	GAS	Y	N	1	\$18.41	\$18.41
2011	10	Supplier 40	GAS	Y	Y	7	\$77.59	\$11.08
2011	10	Supplier 41	EL	N	N	7,718	\$309,664.27	\$40.12
2011	10	Supplier 41	EL	N	Y	1,591	\$32,954.73	\$20.71
2011	10	Supplier 41	EL	Y	N	11	\$436.45	\$39.68
2011	10	Supplier 41	EL	Y	Y	23	\$948.74	\$41.25

YEAR	MONTH	SERVICE SUPPLIER	SERVICE TYPE	AFFORD ABILITY PROGRAM	LOW INCOME CREDIT	COUNT	DELTA	AVERAGE
2011	10	Supplier 41	LIGHTING	N	N	22	\$288.01	\$13.09
2011	10	Supplier 42	EL	N	N	2,232	-\$2,639.40	-\$1.18
2011	10	Supplier 42	EL	N	Y	56	-\$22.31	-\$0.40
2011	10	Supplier 42	LIGHTING	N	N	93	\$193.76	\$2.08
2011	10	Supplier 43	GAS	N	N	2,103	\$8,227.23	\$3.91
2011	10	Supplier 43	GAS	N	Y	206	\$648.75	\$3.15
2011	10	Supplier 43	GAS	Y	Y	4	\$9.67	\$2.42
2011	10	Supplier 44	GAS	N	N	1,431	\$2,951.50	\$2.06
2011	10	Supplier 44	GAS	N	Y	201	\$395.66	\$1.97
2011	10	Supplier 44	GAS	Y	N	1	\$0.78	\$0.78
2011	10	Supplier 44	GAS	Y	Y	1	\$1.56	\$1.56
2011	10	Supplier 45	EL	N	N	176	\$989.90	\$5.62
2011	10	Supplier 45	EL	N	Y	11	\$62.70	\$5.70
2011	10	Supplier 46	GAS	N	N	3	\$8.47	\$2.82
2011	10	Supplier 49	EL	N	N	644	\$4,659.37	\$7.24
2011	10	Supplier 49	EL	N	Y	655	\$5,278.88	\$8.06
2011	10	Supplier 49	EL	Y	Y	1	\$13.19	\$13.19
2011	10	Supplier 49	GAS	N	N	63	\$191.69	\$3.04
2011	10	Supplier 49	GAS	N	Y	39	\$97.49	\$2.50
2011	10	Supplier 50	EL	N	N	985	\$13,422.42	\$13.63
2011	10	Supplier 50	EL	N	Y	251	\$3,872.42	\$15.43
2011	10	Supplier 50	EL	Y	N	1	\$11.19	\$11.19
2011	10	Supplier 50	EL	Y	Y	5	\$83.93	\$16.79
2011	10	Supplier 52	EL	N	N	1	-\$10.53	-\$10.53
2011	10	Supplier 52	GAS	N	N	4	\$4.08	\$1.02
2011	10	Supplier 52	GAS	N	Y	1	\$0.88	\$0.88
2011	11	Supplier 01	EL	N	N	8,851	\$225,187.38	\$25.44
2011	11	Supplier 01	EL	N	Y	1,635	\$38,089.65	\$23.30
2011	11	Supplier 01	EL	Y	N	13	\$304.46	\$23.42
2011	11	Supplier 01	EL	Y	Y	56	\$1,573.59	\$28.10
2011	11	Supplier 01	LIGHTING	N	N	14	\$210.60	\$15.04
2011	11	Supplier 02	EL	N	N	19,812	\$409,969.83	\$20.69
2011	11	Supplier 02	EL	N	Y	1,720	\$27,997.52	\$16.28
2011	11	Supplier 02	EL	Y	N	10	\$199.70	\$19.97
2011	11	Supplier 02	EL	Y	Y	45	\$1,006.41	\$22.36
2011	11	Supplier 02	GAS	N	N	10,428	\$163,071.81	\$15.64
2011	11	Supplier 02	GAS	N	Y	1,084	\$15,488.16	\$14.29
2011	11	Supplier 02	GAS	Y	N	4	\$58.38	\$14.60
2011	11	Supplier 02	GAS	Y	Y	24	\$295.88	\$12.33
2011	11	Supplier 02	LIGHTING	N	N	12	\$91.61	\$7.63
2011	11	Supplier 03	EL	N	N	53,480	\$37,039.43	\$0.69
2011	11	Supplier 03	EL	N	Y	4,139	\$2,196.75	\$0.53
2011	11	Supplier 03	EL	Y	N	22	\$92.29	\$4.20
2011	11	Supplier 03	EL	Y	Y	84	\$94.95	\$1.13
2011	11	Supplier 03	GAS	N	N	22,963	\$76,879.00	\$3.35
2011	11	Supplier 03	GAS	N	Y	2,540	\$7,012.07	\$2.76
2011	11	Supplier 03	GAS	Y	N	7	\$25.19	\$3.60

YEAR	MONTH	SERVICE SUPPLIER	SERVICE TYPE	AFFORD ABILITY PROGRAM	LOW INCOME CREDIT	COUNT	DELTA	AVERAGE
2011	11	Supplier 03	GAS	Y	Y	50	\$197.86	\$3.96
2011	11	Supplier 04	EL	N	N	660	\$3,549.65	\$5.38
2011	11	Supplier 04	EL	N	Y	18	-\$29.31	-\$1.63
2011	11	Supplier 04	GAS	N	N	213	\$236.18	\$1.11
2011	11	Supplier 04	GAS	N	Y	10	\$14.57	\$1.46
2011	11	Supplier 04	LIGHTING	N	N	119	\$66.43	\$0.56
2011	11	Supplier 05	EL	N	N	567	\$10,878.01	\$19.19
2011	11	Supplier 05	EL	N	Y	209	\$4,215.10	\$20.17
2011	11	Supplier 05	EL	Y	N	1	\$23.44	\$23.44
2011	11	Supplier 05	EL	Y	Y	3	\$45.58	\$15.19
2011	11	Supplier 06	GAS	N	N	181	\$1,164.65	\$6.43
2011	11	Supplier 06	GAS	N	Y	96	\$710.35	\$7.40
2011	11	Supplier 06	GAS	Y	N	1	\$6.44	\$6.44
2011	11	Supplier 07	EL	N	N	3,523	\$50,582.45	\$14.36
2011	11	Supplier 07	EL	N	Y	1,400	\$22,851.27	\$16.32
2011	11	Supplier 07	EL	Y	N	10	\$213.57	\$21.36
2011	11	Supplier 07	EL	Y	Y	29	\$622.01	\$21.45
2011	11	Supplier 07	GAS	N	N	1,386	\$6,042.95	\$4.36
2011	11	Supplier 07	GAS	N	Y	724	\$4,132.41	\$5.71
2011	11	Supplier 07	GAS	Y	N	4	\$22.10	\$5.53
2011	11	Supplier 07	GAS	Y	Y	10	\$48.58	\$4.86
2011	11	Supplier 08	EL	N	N	58	\$2,291.87	\$39.52
2011	11	Supplier 08	EL	N	Y	15	\$575.15	\$38.34
2011	11	Supplier 08	EL	Y	Y	4	\$154.94	\$38.74
2011	11	Supplier 08	LIGHTING	N	N	1	\$13.05	\$13.05
2011	11	Supplier 09	GAS	N	N	428	\$12,920.89	\$30.19
2011	11	Supplier 09	GAS	N	Y	159	\$4,589.44	\$28.86
2011	11	Supplier 09	GAS	Y	Y	3	\$55.38	\$18.46
2011	11	Supplier 10	EL	N	N	1,997	\$75,362.02	\$37.74
2011	11	Supplier 10	EL	N	Y	381	\$13,604.17	\$35.71
2011	11	Supplier 10	EL	Y	Y	10	\$529.32	\$52.93
2011	11	Supplier 11	EL	N	N	261	\$3,139.65	\$12.03
2011	11	Supplier 11	EL	N	Y	13	\$80.16	\$6.17
2011	11	Supplier 12	EL	N	N	16,251	\$456,784.99	\$28.11
2011	11	Supplier 12	EL	N	Y	2,804	\$68,947.51	\$24.59
2011	11	Supplier 12	EL	Y	N	27	\$920.98	\$34.11
2011	11	Supplier 12	EL	Y	Y	78	\$2,558.88	\$32.81
2011	11	Supplier 12	GAS	N	N	6,265	\$113,489.18	\$18.11
2011	11	Supplier 12	GAS	N	Y	1,565	\$27,204.66	\$17.38
2011	11	Supplier 12	GAS	Y	N	10	\$126.76	\$12.68
2011	11	Supplier 12	GAS	Y	Y	27	\$522.71	\$19.36
2011	11	Supplier 13	EL	N	N	375	\$1,133.42	\$3.02
2011	11	Supplier 13	EL	N	Y	5	\$18.75	\$3.75
2011	11	Supplier 13	LIGHTING	N	N	6	\$21.47	\$3.58
2011	11	Supplier 14	EL	N	N	1,056	\$13,945.29	\$13.21
2011	11	Supplier 14	EL	N	Y	126	\$1,500.80	\$11.91
2011	11	Supplier 14	EL	Y	N	1	\$9.35	\$9.35

YEAR	MONTH	SERVICE SUPPLIER	SERVICE TYPE	AFFORD ABILITY PROGRAM	LOW INCOME CREDIT	COUNT	DELTA	AVERAGE
2011	11	Supplier 14	EL	Y	Y	4	\$59.96	\$14.99
2011	11	Supplier 14	GAS	N	N	218	\$2,060.73	\$9.45
2011	11	Supplier 14	GAS	N	Y	28	\$230.07	\$8.22
2011	11	Supplier 14	GAS	Y	Y	1	\$4.59	\$4.59
2011	11	Supplier 15	EL	N	N	17	-\$77.72	-\$4.57
2011	11	Supplier 15	EL	N	Y	1	-\$1.11	-\$1.11
2011	11	Supplier 15	GAS	N	N	3	\$8.90	\$2.97
2011	11	Supplier 15	LIGHTING	N	N	2	-\$2.27	-\$1.14
2011	11	Supplier 16	EL	N	N	198	\$990.19	\$5.00
2011	11	Supplier 16	EL	N	Y	1	\$1.08	\$1.08
2011	11	Supplier 17	EL	N	N	1,660	-\$6,380.85	-\$3.84
2011	11	Supplier 17	EL	N	Y	15	-\$132.42	-\$8.83
2011	11	Supplier 17	EL	Y	Y	2	-\$3.26	-\$1.63
2011	11	Supplier 17	LIGHTING	N	N	37	-\$23.33	-\$0.63
2011	11	Supplier 18	EL	N	N	8,060	\$442,931.97	\$54.95
2011	11	Supplier 18	EL	N	Y	188	\$9,390.82	\$49.95
2011	11	Supplier 18	EL	Y	N	4	\$173.95	\$43.49
2011	11	Supplier 18	EL	Y	Y	8	\$551.74	\$68.97
2011	11	Supplier 18	LIGHTING	N	N	68	\$1,001.15	\$14.72
2011	11	Supplier 19	GAS	N	N	275	\$1,755.17	\$6.38
2011	11	Supplier 19	GAS	N	Y	9	\$60.80	\$6.76
2011	11	Supplier 20	EL	N	N	12,182	\$257,792.08	\$21.16
2011	11	Supplier 20	EL	N	Y	626	\$9,258.04	\$14.79
2011	11	Supplier 20	EL	Y	N	5	\$125.31	\$25.06
2011	11	Supplier 20	EL	Y	Y	16	\$330.86	\$20.68
2011	11	Supplier 20	LIGHTING	N	N	288	\$2,308.80	\$8.02
2011	11	Supplier 21	GAS	N	N	52	\$298.18	\$5.73
2011	11	Supplier 21	GAS	N	Y	47	\$774.43	\$16.48
2011	11	Supplier 22	EL	N	N	15,913	\$321,286.55	\$20.19
2011	11	Supplier 22	EL	N	Y	3,415	\$59,611.32	\$17.46
2011	11	Supplier 22	EL	Y	N	21	\$512.09	\$24.39
2011	11	Supplier 22	EL	Y	Y	62	\$1,214.66	\$19.59
2011	11	Supplier 22	GAS	N	N	10,104	\$82,282.86	\$8.14
2011	11	Supplier 22	GAS	N	Y	2,190	\$19,339.78	\$8.83
2011	11	Supplier 22	GAS	Y	N	7	\$101.41	\$14.49
2011	11	Supplier 22	GAS	Y	Y	27	\$222.13	\$8.23
2011	11	Supplier 22	LIGHTING	N	N	21	\$110.55	\$5.26
2011	11	Supplier 23	EL	N	N	63	\$86.46	\$1.37
2011	11	Supplier 23	EL	N	Y	2	\$6.08	\$3.04
2011	11	Supplier 23	LIGHTING	N	N	1	-\$0.20	-\$0.20
2011	11	Supplier 24	EL	N	N	7,513	\$198,652.54	\$26.44
2011	11	Supplier 24	EL	N	Y	821	\$18,762.16	\$22.85
2011	11	Supplier 24	EL	Y	N	12	\$290.06	\$24.17
2011	11	Supplier 24	EL	Y	Y	19	\$425.98	\$22.42
2011	11	Supplier 24	GAS	N	N	1,750	\$38,228.42	\$21.84
2011	11	Supplier 24	GAS	N	Y	431	\$9,018.16	\$20.92
2011	11	Supplier 24	GAS	Y	N	6	\$129.76	\$21.63

YEAR	MONTH	SERVICE SUPPLIER	SERVICE TYPE	AFFORD ABILITY PROGRAM	LOW INCOME CREDIT	COUNT	DELTA	AVERAGE
2011	11	Supplier 24	GAS	Y	Y	11	\$287.47	\$26.13
2011	11	Supplier 24	LIGHTING	N	N	7	\$112.75	\$16.11
2011	11	Supplier 25	EL	N	N	15,235	\$239,113.10	\$15.69
2011	11	Supplier 25	EL	N	Y	2,406	\$32,079.05	\$13.33
2011	11	Supplier 25	EL	Y	N	19	\$398.90	\$20.99
2011	11	Supplier 25	EL	Y	Y	62	\$1,217.65	\$19.64
2011	11	Supplier 25	GAS	N	N	12,543	\$38,537.79	\$3.07
2011	11	Supplier 25	GAS	N	Y	2,042	\$5,788.93	\$2.83
2011	11	Supplier 25	GAS	Y	N	13	\$41.71	\$3.21
2011	11	Supplier 25	GAS	Y	Y	35	\$115.95	\$3.31
2011	11	Supplier 25	LIGHTING	N	N	1	\$5.34	\$5.34
2011	11	Supplier 26	GAS	N	N	10,446	\$179,370.59	\$17.17
2011	11	Supplier 26	GAS	N	Y	1,370	\$21,944.79	\$16.02
2011	11	Supplier 26	GAS	Y	N	7	\$97.48	\$13.93
2011	11	Supplier 26	GAS	Y	Y	25	\$402.29	\$16.09
2011	11	Supplier 27	GAS	N	N	22	-\$305.53	-\$13.89
2011	11	Supplier 27	GAS	N	Y	3	-\$1.44	-\$0.48
2011	11	Supplier 28	EL	N	N	25,752	\$543,441.39	\$21.10
2011	11	Supplier 28	EL	N	Y	6,819	\$130,171.70	\$19.09
2011	11	Supplier 28	EL	Y	N	56	\$1,839.15	\$32.84
2011	11	Supplier 28	EL	Y	Y	189	\$4,904.18	\$25.95
2011	11	Supplier 28	GAS	N	N	8,151	\$151,517.91	\$18.59
2011	11	Supplier 28	GAS	N	Y	3,897	\$75,838.86	\$19.46
2011	11	Supplier 28	GAS	Y	N	18	\$331.42	\$18.41
2011	11	Supplier 28	GAS	Y	Y	82	\$1,960.11	\$23.90
2011	11	Supplier 28	LIGHTING	N	N	23	\$154.35	\$6.71
2011	11	Supplier 29	EL	N	N	1,512	\$39,205.12	\$25.93
2011	11	Supplier 29	EL	N	Y	574	\$16,069.95	\$28.00
2011	11	Supplier 29	EL	Y	N	3	\$106.40	\$35.47
2011	11	Supplier 29	EL	Y	Y	16	\$510.29	\$31.89
2011	11	Supplier 30	GAS	N	N	1,393	\$14,177.71	\$10.18
2011	11	Supplier 30	GAS	N	Y	497	\$5,419.79	\$10.91
2011	11	Supplier 30	GAS	Y	N	3	\$23.59	\$7.86
2011	11	Supplier 30	GAS	Y	Y	12	\$106.47	\$8.87
2011	11	Supplier 32	EL	N	N	38	\$632.10	\$16.63
2011	11	Supplier 32	LIGHTING	N	N	12	\$77.80	\$6.48
2011	11	Supplier 33	EL	N	N	3,895	\$212.62	\$0.05
2011	11	Supplier 33	EL	N	Y	69	-\$7.99	-\$0.12
2011	11	Supplier 33	EL	Y	N	1	-\$0.20	-\$0.20
2011	11	Supplier 33	EL	Y	Y	3	\$0.44	\$0.15
2011	11	Supplier 33	LIGHTING	N	N	52	\$38.13	\$0.73
2011	11	Supplier 34	GAS	N	N	17	\$85.63	\$5.04
2011	11	Supplier 35	GAS	N	N	1	\$22.92	\$22.92
2011	11	Supplier 36	EL	N	N	2,730	\$9,779.64	\$3.58
2011	11	Supplier 36	EL	N	Y	70	\$313.60	\$4.48
2011	11	Supplier 36	EL	Y	Y	3	\$23.57	\$7.86
2011	11	Supplier 36	GAS	N	N	465	\$1,728.58	\$3.72

YEAR	MONTH	SERVICE SUPPLIER	SERVICE TYPE	AFFORD ABILITY PROGRAM	LOW INCOME CREDIT	COUNT	DELTA	AVERAGE
2011	11	Supplier 36	GAS	N	Y	22	\$52.17	\$2.37
2011	11	Supplier 36	GAS	Y	Y	1	\$5.33	\$5.33
2011	11	Supplier 36	LIGHTING	N	N	133	\$177.95	\$1.34
2011	11	Supplier 37	EL	N	N	676	\$10,753.29	\$15.91
2011	11	Supplier 37	EL	N	Y	117	\$2,046.57	\$17.49
2011	11	Supplier 37	EL	Y	N	1	\$13.27	\$13.27
2011	11	Supplier 37	EL	Y	Y	3	\$43.12	\$14.37
2011	11	Supplier 37	GAS	N	N	256	\$2,645.50	\$10.33
2011	11	Supplier 37	GAS	N	Y	64	\$777.19	\$12.14
2011	11	Supplier 37	GAS	Y	N	1	\$3.91	\$3.91
2011	11	Supplier 37	LIGHTING	N	N	6	\$27.84	\$4.64
2011	11	Supplier 38	EL	N	N	988	\$10,538.68	\$10.67
2011	11	Supplier 38	EL	N	Y	118	\$1,261.41	\$10.69
2011	11	Supplier 38	EL	Y	Y	3	\$40.35	\$13.45
2011	11	Supplier 38	GAS	N	N	567	\$923.46	\$1.63
2011	11	Supplier 38	GAS	N	Y	127	\$206.85	\$1.63
2011	11	Supplier 38	GAS	Y	Y	3	\$3.57	\$1.19
2011	11	Supplier 38	LIGHTING	N	N	5	\$40.53	\$8.11
2011	11	Supplier 40	GAS	N	N	2,103	\$44,007.64	\$20.93
2011	11	Supplier 40	GAS	N	Y	982	\$15,039.09	\$15.31
2011	11	Supplier 40	GAS	Y	N	2	\$55.64	\$27.82
2011	11	Supplier 40	GAS	Y	Y	7	\$188.96	\$26.99
2011	11	Supplier 41	EL	N	N	7,506	\$341,468.99	\$45.49
2011	11	Supplier 41	EL	N	Y	1,428	\$40,020.62	\$28.03
2011	11	Supplier 41	EL	Y	N	11	\$417.14	\$37.92
2011	11	Supplier 41	EL	Y	Y	23	\$886.15	\$38.53
2011	11	Supplier 41	LIGHTING	N	N	21	\$268.67	\$12.79
2011	11	Supplier 42	EL	N	N	2,246	-\$2,551.51	-\$1.14
2011	11	Supplier 42	EL	N	Y	55	-\$25.20	-\$0.46
2011	11	Supplier 42	LIGHTING	N	N	92	\$156.98	\$1.71
2011	11	Supplier 43	GAS	N	N	2,187	\$23,681.33	\$10.83
2011	11	Supplier 43	GAS	N	Y	203	\$1,546.05	\$7.62
2011	11	Supplier 43	GAS	Y	Y	3	\$17.12	\$5.71
2011	11	Supplier 44	GAS	N	N	1,425	\$6,390.76	\$4.48
2011	11	Supplier 44	GAS	N	Y	173	\$765.53	\$4.43
2011	11	Supplier 44	GAS	Y	N	1	\$0.71	\$0.71
2011	11	Supplier 44	GAS	Y	Y	1	\$3.73	\$3.73
2011	11	Supplier 45	EL	N	N	210	\$792.61	\$3.77
2011	11	Supplier 45	EL	N	Y	12	\$55.03	\$4.59
2011	11	Supplier 46	EL	N	N	11	\$386.49	\$35.14
2011	11	Supplier 46	GAS	N	N	6	\$46.68	\$7.78
2011	11	Supplier 46	GAS	N	Y	1	\$1.49	\$1.49
2011	11	Supplier 49	EL	N	N	974	\$9,073.24	\$9.32
2011	11	Supplier 49	EL	N	Y	799	\$8,209.87	\$10.28
2011	11	Supplier 49	EL	Y	N	2	\$36.00	\$18.00
2011	11	Supplier 49	EL	Y	Y	8	\$123.71	\$15.46
2011	11	Supplier 49	GAS	N	N	605	\$3,507.76	\$5.80

YEAR	MONTH	SERVICE SUPPLIER	SERVICE TYPE	AFFORD ABILITY PROGRAM	LOW INCOME CREDIT	COUNT	DELTA	AVERAGE
2011	11	Supplier 49	GAS	N	Y	681	\$4,959.01	\$7.28
2011	11	Supplier 49	GAS	Y	N	1	\$6.94	\$6.94
2011	11	Supplier 49	GAS	Y	Y	7	\$67.81	\$9.69
2011	11	Supplier 50	EL	N	N	948	\$14,601.57	\$15.40
2011	11	Supplier 50	EL	N	Y	225	\$4,098.44	\$18.22
2011	11	Supplier 50	EL	Y	N	1	\$8.30	\$8.30
2011	11	Supplier 50	EL	Y	Y	6	\$115.03	\$19.17
2011	11	Supplier 52	EL	N	N	261	\$37.86	\$0.15
2011	11	Supplier 52	EL	N	Y	26	\$40.63	\$1.56
2011	11	Supplier 52	GAS	N	N	61	\$122.48	\$2.01
2011	11	Supplier 52	GAS	N	Y	11	\$22.46	\$2.04
2011	12	Supplier 01	EL	N	N	9,341	\$274,226.68	\$29.36
2011	12	Supplier 01	EL	N	Y	1,645	\$45,459.77	\$27.64
2011	12	Supplier 01	EL	Y	N	13	\$361.54	\$27.81
2011	12	Supplier 01	EL	Y	Y	57	\$1,860.60	\$32.64
2011	12	Supplier 01	LIGHTING	N	N	16	\$217.29	\$13.58
2011	12	Supplier 02	EL	N	N	21,673	\$503,948.45	\$23.25
2011	12	Supplier 02	EL	N	Y	1,957	\$38,156.09	\$19.50
2011	12	Supplier 02	EL	Y	N	10	\$222.98	\$22.30
2011	12	Supplier 02	EL	Y	Y	51	\$1,243.75	\$24.39
2011	12	Supplier 02	GAS	N	N	11,296	\$272,465.77	\$24.12
2011	12	Supplier 02	GAS	N	Y	1,238	\$27,995.61	\$22.61
2011	12	Supplier 02	GAS	Y	N	4	\$91.44	\$22.86
2011	12	Supplier 02	GAS	Y	Y	28	\$591.29	\$21.12
2011	12	Supplier 02	LIGHTING	N	N	13	\$79.67	\$6.13
2011	12	Supplier 03	EL	N	N	61,707	\$55,957.84	\$0.91
2011	12	Supplier 03	EL	N	Y	4,902	\$4,363.58	\$0.89
2011	12	Supplier 03	EL	Y	N	30	\$105.99	\$3.53
2011	12	Supplier 03	EL	Y	Y	99	\$133.14	\$1.34
2011	12	Supplier 03	GAS	N	N	27,235	\$134,178.35	\$4.93
2011	12	Supplier 03	GAS	N	Y	3,086	\$13,587.02	\$4.40
2011	12	Supplier 03	GAS	Y	N	15	\$117.22	\$7.81
2011	12	Supplier 03	GAS	Y	Y	59	\$343.98	\$5.83
2011	12	Supplier 04	EL	N	N	712	\$6,660.19	\$9.35
2011	12	Supplier 04	EL	N	Y	16	-\$25.00	-\$1.56
2011	12	Supplier 04	GAS	N	N	223	\$59.46	\$0.27
2011	12	Supplier 04	GAS	N	Y	8	\$18.33	\$2.29
2011	12	Supplier 04	LIGHTING	N	N	127	\$116.30	\$0.92
2011	12	Supplier 05	EL	N	N	806	\$20,977.91	\$26.03
2011	12	Supplier 05	EL	N	Y	272	\$7,591.58	\$27.91
2011	12	Supplier 05	EL	Y	N	1	\$28.50	\$28.50
2011	12	Supplier 05	EL	Y	Y	4	\$78.44	\$19.61
2011	12	Supplier 06	GAS	N	N	349	\$3,424.62	\$9.81
2011	12	Supplier 06	GAS	N	Y	171	\$1,844.90	\$10.79
2011	12	Supplier 06	GAS	Y	N	1	\$9.72	\$9.72
2011	12	Supplier 06	GAS	Y	Y	1	\$7.72	\$7.72
2011	12	Supplier 07	EL	N	N	4,159	\$59,847.96	\$14.39

YEAR	MONTH	SERVICE SUPPLIER	SERVICE TYPE	AFFORD ABILITY PROGRAM	LOW INCOME CREDIT	COUNT	DELTA	AVERAGE
2011	12	Supplier 07	EL	N	Y	1,550	\$26,470.36	\$17.08
2011	12	Supplier 07	EL	Y	N	13	\$267.34	\$20.56
2011	12	Supplier 07	EL	Y	Y	34	\$684.06	\$20.12
2011	12	Supplier 07	GAS	N	N	1,652	\$9,590.45	\$5.81
2011	12	Supplier 07	GAS	N	Y	775	\$5,646.20	\$7.29
2011	12	Supplier 07	GAS	Y	N	4	\$29.43	\$7.36
2011	12	Supplier 07	GAS	Y	Y	16	\$114.03	\$7.13
2011	12	Supplier 08	EL	N	N	67	\$2,606.83	\$38.91
2011	12	Supplier 08	EL	N	Y	22	\$778.75	\$35.40
2011	12	Supplier 08	EL	Y	Y	4	\$156.06	\$39.02
2011	12	Supplier 08	LIGHTING	N	N	1	\$13.63	\$13.63
2011	12	Supplier 09	GAS	N	N	515	\$20,943.47	\$40.67
2011	12	Supplier 09	GAS	N	Y	196	\$7,665.10	\$39.11
2011	12	Supplier 09	GAS	Y	Y	2	\$60.46	\$30.23
2011	12	Supplier 10	EL	N	N	2,193	\$94,299.52	\$43.00
2011	12	Supplier 10	EL	N	Y	446	\$17,372.00	\$38.95
2011	12	Supplier 10	EL	Y	Y	9	\$739.30	\$82.14
2011	12	Supplier 11	EL	N	N	292	\$5,539.94	\$18.97
2011	12	Supplier 11	EL	N	Y	14	\$175.82	\$12.56
2011	12	Supplier 12	EL	N	N	17,770	\$589,237.22	\$33.16
2011	12	Supplier 12	EL	N	Y	3,096	\$91,583.69	\$29.58
2011	12	Supplier 12	EL	Y	N	29	\$1,212.95	\$41.83
2011	12	Supplier 12	EL	Y	Y	85	\$3,291.59	\$38.72
2011	12	Supplier 12	GAS	N	N	7,049	\$195,060.66	\$27.67
2011	12	Supplier 12	GAS	N	Y	1,801	\$47,977.81	\$26.64
2011	12	Supplier 12	GAS	Y	N	10	\$216.23	\$21.62
2011	12	Supplier 12	GAS	Y	Y	35	\$1,012.75	\$28.94
2011	12	Supplier 13	EL	N	N	417	\$1,516.13	\$3.64
2011	12	Supplier 13	EL	N	Y	5	\$25.23	\$5.05
2011	12	Supplier 13	LIGHTING	N	N	4	\$7.66	\$1.92
2011	12	Supplier 14	EL	N	N	1,079	\$19,534.91	\$18.10
2011	12	Supplier 14	EL	N	Y	130	\$2,276.03	\$17.51
2011	12	Supplier 14	EL	Y	N	1	\$11.21	\$11.21
2011	12	Supplier 14	EL	Y	Y	4	\$107.90	\$26.98
2011	12	Supplier 14	GAS	N	N	220	\$2,604.32	\$11.84
2011	12	Supplier 14	GAS	N	Y	33	\$374.15	\$11.34
2011	12	Supplier 14	GAS	Y	Y	1	\$6.52	\$6.52
2011	12	Supplier 15	EL	N	N	31	-\$139.27	-\$4.49
2011	12	Supplier 15	EL	N	Y	1	-\$1.29	-\$1.29
2011	12	Supplier 15	GAS	N	N	13	-\$101.08	-\$7.78
2011	12	Supplier 15	LIGHTING	N	N	3	-\$2.57	-\$0.86
2011	12	Supplier 16	EL	N	N	227	\$1,232.46	\$5.43
2011	12	Supplier 16	EL	N	Y	1	\$1.35	\$1.35
2011	12	Supplier 17	EL	N	N	1,886	-\$6,762.60	-\$3.59
2011	12	Supplier 17	EL	N	Y	17	-\$139.78	-\$8.22
2011	12	Supplier 17	EL	Y	Y	2	-\$3.25	-\$1.63
2011	12	Supplier 17	LIGHTING	N	N	46	-\$27.92	-\$0.61

YEAR	MONTH	SERVICE SUPPLIER	SERVICE TYPE	AFFORD ABILITY PROGRAM	LOW INCOME CREDIT	COUNT	DELTA	AVERAGE
2011	12	Supplier 18	EL	N	N	8,771	\$543,787.10	\$62.00
2011	12	Supplier 18	EL	N	Y	224	\$12,882.89	\$57.51
2011	12	Supplier 18	EL	Y	N	4	\$215.92	\$53.98
2011	12	Supplier 18	EL	Y	Y	8	\$758.12	\$94.77
2011	12	Supplier 18	LIGHTING	N	N	73	\$1,129.43	\$15.47
2011	12	Supplier 19	GAS	N	N	363	\$3,279.42	\$9.03
2011	12	Supplier 19	GAS	N	Y	10	\$93.77	\$9.38
2011	12	Supplier 20	EL	N	N	13,339	\$309,957.00	\$23.24
2011	12	Supplier 20	EL	N	Y	698	\$11,960.89	\$17.14
2011	12	Supplier 20	EL	Y	N	5	\$154.87	\$30.97
2011	12	Supplier 20	EL	Y	Y	18	\$424.03	\$23.56
2011	12	Supplier 20	LIGHTING	N	N	326	\$2,703.35	\$8.29
2011	12	Supplier 21	GAS	N	N	60	\$202.72	\$3.38
2011	12	Supplier 21	GAS	N	Y	49	\$254.49	\$5.19
2011	12	Supplier 22	EL	N	N	16,864	\$381,835.57	\$22.64
2011	12	Supplier 22	EL	N	Y	3,585	\$71,604.06	\$19.97
2011	12	Supplier 22	EL	Y	N	22	\$616.69	\$28.03
2011	12	Supplier 22	EL	Y	Y	70	\$1,648.21	\$23.55
2011	12	Supplier 22	GAS	N	N	10,724	\$157,034.82	\$14.64
2011	12	Supplier 22	GAS	N	Y	2,316	\$34,956.39	\$15.09
2011	12	Supplier 22	GAS	Y	N	9	\$187.83	\$20.87
2011	12	Supplier 22	GAS	Y	Y	33	\$442.79	\$13.42
2011	12	Supplier 22	LIGHTING	N	N	29	\$132.34	\$4.56
2011	12	Supplier 23	EL	N	N	76	\$256.38	\$3.37
2011	12	Supplier 23	EL	N	Y	2	\$8.29	\$4.15
2011	12	Supplier 23	LIGHTING	N	N	4	-\$0.25	-\$0.06
2011	12	Supplier 24	EL	N	N	7,857	\$257,670.23	\$32.79
2011	12	Supplier 24	EL	N	Y	861	\$26,239.23	\$30.48
2011	12	Supplier 24	EL	Y	N	12	\$356.26	\$29.69
2011	12	Supplier 24	EL	Y	Y	21	\$669.61	\$31.89
2011	12	Supplier 24	GAS	N	N	1,781	\$58,086.90	\$32.61
2011	12	Supplier 24	GAS	N	Y	438	\$14,011.94	\$31.99
2011	12	Supplier 24	GAS	Y	N	6	\$186.87	\$31.15
2011	12	Supplier 24	GAS	Y	Y	13	\$504.92	\$38.84
2011	12	Supplier 24	LIGHTING	N	N	7	\$123.47	\$17.64
2011	12	Supplier 25	EL	N	N	16,743	\$273,397.65	\$16.33
2011	12	Supplier 25	EL	N	Y	2,621	\$37,246.14	\$14.21
2011	12	Supplier 25	EL	Y	N	19	\$363.14	\$19.11
2011	12	Supplier 25	EL	Y	Y	70	\$1,341.90	\$19.17
2011	12	Supplier 25	GAS	N	N	13,511	\$91,110.58	\$6.74
2011	12	Supplier 25	GAS	N	Y	2,197	\$13,983.99	\$6.37
2011	12	Supplier 25	GAS	Y	N	13	\$93.85	\$7.22
2011	12	Supplier 25	GAS	Y	Y	40	\$315.14	\$7.88
2011	12	Supplier 25	LIGHTING	N	N	1	\$5.37	\$5.37
2011	12	Supplier 26	GAS	N	N	11,217	\$272,199.30	\$24.27
2011	12	Supplier 26	GAS	N	Y	1,471	\$33,704.28	\$22.91
2011	12	Supplier 26	GAS	Y	N	8	\$178.06	\$22.26

YEAR	MONTH	SERVICE SUPPLIER	SERVICE TYPE	AFFORD ABILITY PROGRAM	LOW INCOME CREDIT	COUNT	DELTA	AVERAGE
2011	12	Supplier 26	GAS	Y	Y	29	\$694.02	\$23.93
2011	12	Supplier 27	GAS	N	N	25	-\$480.04	-\$19.20
2011	12	Supplier 27	GAS	N	Y	2	-\$1.18	-\$0.59
2011	12	Supplier 28	EL	N	N	30,006	\$779,031.69	\$25.96
2011	12	Supplier 28	EL	N	Y	7,883	\$194,301.25	\$24.65
2011	12	Supplier 28	EL	Y	N	62	\$2,467.77	\$39.80
2011	12	Supplier 28	EL	Y	Y	215	\$6,799.88	\$31.63
2011	12	Supplier 28	GAS	N	N	10,338	\$283,904.92	\$27.46
2011	12	Supplier 28	GAS	N	Y	4,743	\$134,500.59	\$28.36
2011	12	Supplier 28	GAS	Y	N	25	\$764.41	\$30.58
2011	12	Supplier 28	GAS	Y	Y	96	\$3,449.10	\$35.93
2011	12	Supplier 28	LIGHTING	N	N	25	\$220.91	\$8.84
2011	12	Supplier 29	EL	N	N	1,797	\$59,269.25	\$32.98
2011	12	Supplier 29	EL	N	Y	608	\$20,400.21	\$33.55
2011	12	Supplier 29	EL	Y	N	5	\$181.05	\$36.21
2011	12	Supplier 29	EL	Y	Y	21	\$839.02	\$39.95
2011	12	Supplier 30	GAS	N	N	1,661	\$26,463.77	\$15.93
2011	12	Supplier 30	GAS	N	Y	550	\$8,975.29	\$16.32
2011	12	Supplier 30	GAS	Y	N	5	\$109.26	\$21.85
2011	12	Supplier 30	GAS	Y	Y	13	\$203.81	\$15.68
2011	12	Supplier 32	EL	N	N	247	\$8,238.23	\$33.35
2011	12	Supplier 32	EL	N	Y	3	\$106.52	\$35.51
2011	12	Supplier 32	LIGHTING	N	N	15	\$116.35	\$7.76
2011	12	Supplier 33	EL	N	N	4,463	\$671.53	\$0.15
2011	12	Supplier 33	EL	N	Y	81	-\$1.63	-\$0.02
2011	12	Supplier 33	EL	Y	N	1	-\$0.12	-\$0.12
2011	12	Supplier 33	EL	Y	Y	3	\$0.68	\$0.23
2011	12	Supplier 33	LIGHTING	N	N	61	\$44.72	\$0.73
2011	12	Supplier 34	GAS	N	N	20	\$28.76	\$1.44
2011	12	Supplier 35	GAS	N	N	1	\$37.02	\$37.02
2011	12	Supplier 36	EL	N	N	2,868	\$9,913.58	\$3.46
2011	12	Supplier 36	EL	N	Y	70	\$530.78	\$7.58
2011	12	Supplier 36	EL	Y	Y	3	\$30.85	\$10.28
2011	12	Supplier 36	GAS	N	N	494	\$2,222.83	\$4.50
2011	12	Supplier 36	GAS	N	Y	22	\$94.18	\$4.28
2011	12	Supplier 36	GAS	Y	Y	1	\$11.93	\$11.93
2011	12	Supplier 36	LIGHTING	N	N	143	\$188.67	\$1.32
2011	12	Supplier 37	EL	N	N	729	\$14,800.03	\$20.30
2011	12	Supplier 37	EL	N	Y	127	\$2,682.28	\$21.12
2011	12	Supplier 37	EL	Y	N	1	\$17.67	\$17.67
2011	12	Supplier 37	EL	Y	Y	3	\$53.37	\$17.79
2011	12	Supplier 37	GAS	N	N	301	\$4,476.77	\$14.87
2011	12	Supplier 37	GAS	N	Y	87	\$1,528.11	\$17.56
2011	12	Supplier 37	GAS	Y	N	1	\$4.94	\$4.94
2011	12	Supplier 37	LIGHTING	N	N	6	\$27.92	\$4.65
2011	12	Supplier 38	EL	N	N	1,095	\$17,433.10	\$15.92
2011	12	Supplier 38	EL	N	Y	118	\$2,206.29	\$18.70

YEAR	MONTH	SERVICE SUPPLIER	SERVICE TYPE	AFFORD ABILITY PROGRAM	LOW INCOME CREDIT	COUNT	DELTA	AVERAGE
2011	12	Supplier 38	EL	Y	Y	3	\$65.17	\$21.72
2011	12	Supplier 38	GAS	N	N	615	\$1,448.20	\$2.35
2011	12	Supplier 38	GAS	N	Y	131	\$294.66	\$2.25
2011	12	Supplier 38	GAS	Y	Y	3	\$7.19	\$2.40
2011	12	Supplier 38	LIGHTING	N	N	9	\$127.70	\$14.19
2011	12	Supplier 40	GAS	N	N	2,041	\$78,897.23	\$38.66
2011	12	Supplier 40	GAS	N	Y	874	\$30,470.48	\$34.86
2011	12	Supplier 40	GAS	Y	N	2	\$84.37	\$42.19
2011	12	Supplier 40	GAS	Y	Y	7	\$341.55	\$48.79
2011	12	Supplier 41	EL	N	N	7,473	\$420,002.99	\$56.20
2011	12	Supplier 41	EL	N	Y	1,321	\$58,364.91	\$44.18
2011	12	Supplier 41	EL	Y	N	11	\$445.96	\$40.54
2011	12	Supplier 41	EL	Y	Y	25	\$1,152.41	\$46.10
2011	12	Supplier 41	LIGHTING	N	N	23	\$308.85	\$13.43
2011	12	Supplier 42	EL	N	N	2,422	-\$1,117.72	-\$0.46
2011	12	Supplier 42	EL	N	Y	55	-\$25.57	-\$0.46
2011	12	Supplier 42	LIGHTING	N	N	103	\$241.27	\$2.34
2011	12	Supplier 43	GAS	N	N	2,392	\$36,047.58	\$15.07
2011	12	Supplier 43	GAS	N	Y	228	\$2,651.47	\$11.63
2011	12	Supplier 43	GAS	Y	Y	5	\$50.88	\$10.18
2011	12	Supplier 44	GAS	N	N	1,529	\$8,522.74	\$5.57
2011	12	Supplier 44	GAS	N	Y	197	\$964.77	\$4.90
2011	12	Supplier 44	GAS	Y	N	1	\$0.83	\$0.83
2011	12	Supplier 44	GAS	Y	Y	1	\$3.25	\$3.25
2011	12	Supplier 45	EL	N	N	261	\$1,660.29	\$6.36
2011	12	Supplier 45	EL	N	Y	12	\$82.75	\$6.90
2011	12	Supplier 46	EL	N	N	31	\$991.78	\$31.99
2011	12	Supplier 46	EL	N	Y	3	\$45.47	\$15.16
2011	12	Supplier 46	GAS	N	N	12	\$133.95	\$11.16
2011	12	Supplier 46	GAS	N	Y	1	\$3.68	\$3.68
2011	12	Supplier 46	LIGHTING	N	N	2	\$4.58	\$2.29
2011	12	Supplier 48	GAS	N	Y	1	\$0.41	\$0.41
2011	12	Supplier 49	EL	N	N	1,546	\$20,303.43	\$13.13
2011	12	Supplier 49	EL	N	Y	1,000	\$14,642.47	\$14.64
2011	12	Supplier 49	EL	Y	N	2	\$43.45	\$21.73
2011	12	Supplier 49	EL	Y	Y	8	\$171.98	\$21.50
2011	12	Supplier 49	GAS	N	N	853	\$7,973.19	\$9.35
2011	12	Supplier 49	GAS	N	Y	803	\$9,216.22	\$11.48
2011	12	Supplier 49	GAS	Y	N	1	\$15.53	\$15.53
2011	12	Supplier 49	GAS	Y	Y	7	\$94.09	\$13.44
2011	12	Supplier 50	EL	N	N	1,011	\$22,690.12	\$22.44
2011	12	Supplier 50	EL	N	Y	233	\$6,134.08	\$26.33
2011	12	Supplier 50	EL	Y	N	1	\$16.97	\$16.97
2011	12	Supplier 50	EL	Y	Y	7	\$287.84	\$41.12
2011	12	Supplier 52	EL	N	N	355	\$5,244.53	\$14.77
2011	12	Supplier 52	EL	N	Y	35	\$444.64	\$12.70
2011	12	Supplier 52	GAS	N	N	135	\$403.95	\$2.99

YEAR	MONTH	SERVICE SUPPLIER	SERVICE TYPE	AFFORD ABILITY PROGRAM	LOW INCOME CREDIT	COUNT	DELTA	AVERAGE
2011	12	Supplier 52	GAS	N	Y	22	\$67.52	\$3.07
2012	01	Supplier 01	EL	N	N	8,670	\$242,970.15	\$28.02
2012	01	Supplier 01	EL	N	Y	1,634	\$42,687.66	\$26.12
2012	01	Supplier 01	EL	Y	N	16	\$434.03	\$27.13
2012	01	Supplier 01	EL	Y	Y	56	\$1,745.53	\$31.17
2012	01	Supplier 01	LIGHTING	N	N	0	\$0.00	\$0.00
2012	01	Supplier 02	EL	N	N	19,851	\$465,526.63	\$23.45
2012	01	Supplier 02	EL	N	Y	1,925	\$38,702.93	\$20.11
2012	01	Supplier 02	EL	Y	N	9	\$223.51	\$24.83
2012	01	Supplier 02	EL	Y	Y	48	\$1,231.48	\$25.66
2012	01	Supplier 02	GAS	N	N	10,539	\$389,067.54	\$36.92
2012	01	Supplier 02	GAS	N	Y	1,197	\$40,753.24	\$34.05
2012	01	Supplier 02	GAS	Y	N	3	\$99.56	\$33.19
2012	01	Supplier 02	GAS	Y	Y	25	\$850.58	\$34.02
2012	01	Supplier 02	LIGHTING	N	N	0	\$0.00	\$0.00
2012	01	Supplier 03	EL	N	N	59,910	-\$33,116.83	-\$0.55
2012	01	Supplier 03	EL	N	Y	4,995	-\$2,360.71	-\$0.47
2012	01	Supplier 03	EL	Y	N	22	\$68.70	\$3.12
2012	01	Supplier 03	EL	Y	Y	112	-\$54.27	-\$0.48
2012	01	Supplier 03	GAS	N	N	25,943	\$221,816.61	\$8.55
2012	01	Supplier 03	GAS	N	Y	3,113	\$23,230.70	\$7.46
2012	01	Supplier 03	GAS	Y	N	8	\$46.27	\$5.78
2012	01	Supplier 03	GAS	Y	Y	67	\$658.07	\$9.82
2012	01	Supplier 04	EL	N	N	498	\$5,739.25	\$11.52
2012	01	Supplier 04	EL	N	Y	14	-\$45.97	-\$3.28
2012	01	Supplier 04	GAS	N	N	215	\$416.27	\$1.94
2012	01	Supplier 04	GAS	N	Y	8	\$27.96	\$3.50
2012	01	Supplier 04	LIGHTING	N	N	8	-\$5.06	-\$0.63
2012	01	Supplier 05	EL	N	N	645	\$5,998.27	\$9.30
2012	01	Supplier 05	EL	N	Y	230	\$2,070.18	\$9.00
2012	01	Supplier 05	EL	Y	N	2	\$28.24	\$14.12
2012	01	Supplier 05	EL	Y	Y	4	\$37.67	\$9.42
2012	01	Supplier 06	GAS	N	N	274	\$3,960.17	\$14.45
2012	01	Supplier 06	GAS	N	Y	140	\$2,342.11	\$16.73
2012	01	Supplier 06	GAS	Y	N	1	\$15.58	\$15.58
2012	01	Supplier 06	GAS	Y	Y	1	\$11.62	\$11.62
2012	01	Supplier 07	EL	N	N	4,020	\$35,871.41	\$8.92
2012	01	Supplier 07	EL	N	Y	1,732	\$18,262.48	\$10.54
2012	01	Supplier 07	EL	Y	N	6	\$106.69	\$17.78
2012	01	Supplier 07	EL	Y	Y	42	\$562.76	\$13.40
2012	01	Supplier 07	GAS	N	N	1,505	\$15,039.33	\$9.99
2012	01	Supplier 07	GAS	N	Y	858	\$10,207.11	\$11.90
2012	01	Supplier 07	GAS	Y	N	3	\$43.38	\$14.46
2012	01	Supplier 07	GAS	Y	Y	15	\$203.37	\$13.56
2012	01	Supplier 08	EL	N	N	60	\$2,405.83	\$40.10
2012	01	Supplier 08	EL	N	Y	16	\$642.77	\$40.17
2012	01	Supplier 08	EL	Y	Y	4	\$175.69	\$43.92

YEAR	MONTH	SERVICE SUPPLIER	SERVICE TYPE	AFFORD ABILITY PROGRAM	LOW INCOME CREDIT	COUNT	DELTA	AVERAGE
2012	01	Supplier 08	LIGHTING	N	N	0	\$0.00	\$0.00
2012	01	Supplier 09	GAS	N	N	468	\$28,077.01	\$59.99
2012	01	Supplier 09	GAS	N	Y	207	\$11,228.88	\$54.25
2012	01	Supplier 09	GAS	Y	Y	2	\$83.13	\$41.57
2012	01	Supplier 10	EL	N	N	1,999	\$84,096.90	\$42.07
2012	01	Supplier 10	EL	N	Y	429	\$15,699.49	\$36.60
2012	01	Supplier 10	EL	Y	Y	8	\$598.64	\$74.83
2012	01	Supplier 11	EL	N	N	253	\$3,727.92	\$14.73
2012	01	Supplier 11	EL	N	Y	13	\$129.75	\$9.98
2012	01	Supplier 11	EL	Y	Y	1	\$19.28	\$19.28
2012	01	Supplier 12	EL	N	N	16,052	\$479,007.69	\$29.84
2012	01	Supplier 12	EL	N	Y	2,993	\$76,460.08	\$25.55
2012	01	Supplier 12	EL	Y	N	23	\$934.55	\$40.63
2012	01	Supplier 12	EL	Y	Y	81	\$2,790.96	\$34.46
2012	01	Supplier 12	GAS	N	N	6,319	\$243,336.09	\$38.51
2012	01	Supplier 12	GAS	N	Y	1,827	\$67,528.57	\$36.96
2012	01	Supplier 12	GAS	Y	N	7	\$230.52	\$32.93
2012	01	Supplier 12	GAS	Y	Y	35	\$1,369.81	\$39.14
2012	01	Supplier 13	EL	N	N	383	\$630.34	\$1.65
2012	01	Supplier 13	EL	N	Y	6	\$17.32	\$2.89
2012	01	Supplier 13	LIGHTING	N	N	0	\$0.00	\$0.00
2012	01	Supplier 14	EL	N	N	996	\$14,332.25	\$14.39
2012	01	Supplier 14	EL	N	Y	118	\$1,741.70	\$14.76
2012	01	Supplier 14	EL	Y	N	1	\$10.09	\$10.09
2012	01	Supplier 14	EL	Y	Y	4	\$54.94	\$13.74
2012	01	Supplier 14	GAS	N	N	211	\$2,628.20	\$12.46
2012	01	Supplier 14	GAS	N	Y	30	\$274.90	\$9.16
2012	01	Supplier 14	GAS	Y	Y	1	\$7.73	\$7.73
2012	01	Supplier 15	EL	N	N	87	-\$358.42	-\$4.12
2012	01	Supplier 15	EL	N	Y	1	-\$3.18	-\$3.18
2012	01	Supplier 15	GAS	N	N	17	-\$161.56	-\$9.50
2012	01	Supplier 15	LIGHTING	N	N	1	-\$0.45	-\$0.45
2012	01	Supplier 16	EL	N	N	199	\$1,250.23	\$6.28
2012	01	Supplier 16	EL	N	Y	1	\$1.50	\$1.50
2012	01	Supplier 17	EL	N	N	1,335	-\$3,714.42	-\$2.78
2012	01	Supplier 17	EL	N	Y	15	-\$33.47	-\$2.23
2012	01	Supplier 17	EL	Y	Y	2	-\$4.54	-\$2.27
2012	01	Supplier 17	LIGHTING	N	N	20	-\$6.86	-\$0.34
2012	01	Supplier 18	EL	N	N	8,148	\$536,015.73	\$65.78
2012	01	Supplier 18	EL	N	Y	219	\$12,873.38	\$58.78
2012	01	Supplier 18	EL	Y	N	4	\$185.90	\$46.48
2012	01	Supplier 18	EL	Y	Y	7	\$708.09	\$101.16
2012	01	Supplier 18	LIGHTING	N	N	1	\$1.35	\$1.35
2012	01	Supplier 19	GAS	N	N	419	\$6,591.61	\$15.73
2012	01	Supplier 19	GAS	N	Y	12	\$133.82	\$11.15
2012	01	Supplier 20	EL	N	N	6,397	\$165,877.92	\$25.93
2012	01	Supplier 20	EL	N	Y	463	\$7,582.04	\$16.38

YEAR	MONTH	SERVICE SUPPLIER	SERVICE TYPE	AFFORD ABILITY PROGRAM	LOW INCOME CREDIT	COUNT	DELTA	AVERAGE
2012	01	Supplier 20	EL	Y	N	4	\$140.74	\$35.19
2012	01	Supplier 20	EL	Y	Y	12	\$221.05	\$18.42
2012	01	Supplier 20	LIGHTING	N	N	109	\$580.15	\$5.32
2012	01	Supplier 21	GAS	N	N	43	\$50.31	\$1.17
2012	01	Supplier 21	GAS	N	Y	43	\$56.48	\$1.31
2012	01	Supplier 22	EL	N	N	15,545	\$430,247.38	\$27.68
2012	01	Supplier 22	EL	N	Y	3,540	\$79,136.68	\$22.35
2012	01	Supplier 22	EL	Y	N	24	\$669.90	\$27.91
2012	01	Supplier 22	EL	Y	Y	71	\$1,932.60	\$27.22
2012	01	Supplier 22	GAS	N	N	10,028	\$304,917.45	\$30.41
2012	01	Supplier 22	GAS	N	Y	2,405	\$72,165.49	\$30.01
2012	01	Supplier 22	GAS	Y	N	6	\$264.60	\$44.10
2012	01	Supplier 22	GAS	Y	Y	37	\$1,039.86	\$28.10
2012	01	Supplier 22	LIGHTING	N	N	1	\$0.33	\$0.33
2012	01	Supplier 23	EL	N	N	73	\$57.09	\$0.78
2012	01	Supplier 23	EL	N	Y	2	\$5.21	\$2.61
2012	01	Supplier 23	LIGHTING	N	N	0	\$0.00	\$0.00
2012	01	Supplier 24	EL	N	N	2,318	\$71,775.05	\$30.96
2012	01	Supplier 24	EL	N	Y	357	\$8,845.66	\$24.78
2012	01	Supplier 24	EL	Y	N	6	\$211.31	\$35.22
2012	01	Supplier 24	EL	Y	Y	7	\$166.59	\$23.80
2012	01	Supplier 24	GAS	N	N	1,555	\$82,173.89	\$52.84
2012	01	Supplier 24	GAS	N	Y	400	\$18,901.11	\$47.25
2012	01	Supplier 24	GAS	Y	N	4	\$173.37	\$43.34
2012	01	Supplier 24	GAS	Y	Y	12	\$643.32	\$53.61
2012	01	Supplier 24	LIGHTING	N	N	2	\$6.04	\$3.02
2012	01	Supplier 25	EL	N	N	14,261	\$142,796.81	\$10.01
2012	01	Supplier 25	EL	N	Y	2,288	\$18,928.98	\$8.27
2012	01	Supplier 25	EL	Y	N	14	\$203.21	\$14.52
2012	01	Supplier 25	EL	Y	Y	64	\$745.90	\$11.65
2012	01	Supplier 25	GAS	N	N	12,329	\$151,426.37	\$12.28
2012	01	Supplier 25	GAS	N	Y	2,105	\$24,378.49	\$11.58
2012	01	Supplier 25	GAS	Y	N	10	\$131.49	\$13.15
2012	01	Supplier 25	GAS	Y	Y	39	\$558.75	\$14.33
2012	01	Supplier 25	LIGHTING	N	N	0	\$0.00	\$0.00
2012	01	Supplier 26	GAS	N	N	10,498	\$354,771.52	\$33.79
2012	01	Supplier 26	GAS	N	Y	1,407	\$44,855.96	\$31.88
2012	01	Supplier 26	GAS	Y	N	4	\$145.00	\$36.25
2012	01	Supplier 26	GAS	Y	Y	28	\$871.36	\$31.12
2012	01	Supplier 27	GAS	N	N	26	-\$425.42	-\$16.36
2012	01	Supplier 27	GAS	N	Y	1	\$1.41	\$1.41
2012	01	Supplier 28	EL	N	N	27,977	\$644,498.09	\$23.04
2012	01	Supplier 28	EL	N	Y	7,815	\$155,395.86	\$19.88
2012	01	Supplier 28	EL	Y	N	57	\$1,570.95	\$27.56
2012	01	Supplier 28	EL	Y	Y	219	\$6,075.80	\$27.74
2012	01	Supplier 28	GAS	N	N	9,166	\$346,874.66	\$37.84
2012	01	Supplier 28	GAS	N	Y	4,742	\$172,403.75	\$36.36

YEAR	MONTH	SERVICE SUPPLIER	SERVICE TYPE	AFFORD ABILITY PROGRAM	LOW INCOME CREDIT	COUNT	DELTA	AVERAGE
2012	01	Supplier 28	GAS	Y	N	20	\$488.65	\$24.43
2012	01	Supplier 28	GAS	Y	Y	94	\$4,464.72	\$47.50
2012	01	Supplier 28	LIGHTING	N	N	1	\$3.34	\$3.34
2012	01	Supplier 29	EL	N	N	1,094	\$30,708.10	\$28.07
2012	01	Supplier 29	EL	N	Y	424	\$12,379.28	\$29.20
2012	01	Supplier 29	EL	Y	N	2	\$72.85	\$36.43
2012	01	Supplier 29	EL	Y	Y	14	\$611.74	\$43.70
2012	01	Supplier 30	GAS	N	N	1,407	\$33,243.45	\$23.63
2012	01	Supplier 30	GAS	N	Y	485	\$12,295.57	\$25.35
2012	01	Supplier 30	GAS	Y	N	3	\$61.90	\$20.63
2012	01	Supplier 30	GAS	Y	Y	12	\$302.44	\$25.20
2012	01	Supplier 32	EL	N	N	162	\$4,434.55	\$27.37
2012	01	Supplier 32	EL	N	Y	2	\$65.22	\$32.61
2012	01	Supplier 32	LIGHTING	N	N	0	\$0.00	\$0.00
2012	01	Supplier 33	EL	N	N	4,078	-\$5,521.47	-\$1.35
2012	01	Supplier 33	EL	N	Y	74	-\$141.84	-\$1.92
2012	01	Supplier 33	EL	Y	N	2	-\$5.06	-\$2.53
2012	01	Supplier 33	EL	Y	Y	3	-\$5.62	-\$1.87
2012	01	Supplier 33	LIGHTING	N	N	6	-\$6.56	-\$1.09
2012	01	Supplier 34	GAS	N	N	18	-\$2.88	-\$0.16
2012	01	Supplier 35	GAS	N	N	1	\$44.71	\$44.71
2012	01	Supplier 36	EL	N	N	2,344	\$3,140.11	\$1.34
2012	01	Supplier 36	EL	N	Y	67	\$254.59	\$3.80
2012	01	Supplier 36	EL	Y	Y	3	\$69.89	\$23.30
2012	01	Supplier 36	GAS	N	N	469	\$5,419.08	\$11.55
2012	01	Supplier 36	GAS	N	Y	23	\$159.10	\$6.92
2012	01	Supplier 36	GAS	Y	Y	1	\$19.11	\$19.11
2012	01	Supplier 36	LIGHTING	N	N	37	-\$10.96	-\$0.30
2012	01	Supplier 37	EL	N	N	799	\$13,217.98	\$16.54
2012	01	Supplier 37	EL	N	Y	138	\$2,414.87	\$17.50
2012	01	Supplier 37	EL	Y	N	1	\$17.34	\$17.34
2012	01	Supplier 37	EL	Y	Y	4	\$73.94	\$18.49
2012	01	Supplier 37	GAS	N	N	312	\$6,812.92	\$21.84
2012	01	Supplier 37	GAS	N	Y	81	\$1,973.60	\$24.37
2012	01	Supplier 37	GAS	Y	N	1	\$4.26	\$4.26
2012	01	Supplier 37	LIGHTING	N	N	0	\$0.00	\$0.00
2012	01	Supplier 38	EL	N	N	673	\$8,417.35	\$12.51
2012	01	Supplier 38	EL	N	Y	79	\$1,336.18	\$16.91
2012	01	Supplier 38	EL	Y	Y	3	\$41.01	\$13.67
2012	01	Supplier 38	GAS	N	N	558	\$4,537.80	\$8.13
2012	01	Supplier 38	GAS	N	Y	105	\$904.95	\$8.62
2012	01	Supplier 38	GAS	Y	Y	3	\$24.15	\$8.05
2012	01	Supplier 38	LIGHTING	N	N	0	\$0.00	\$0.00
2012	01	Supplier 40	GAS	N	N	1,764	\$89,590.57	\$50.79
2012	01	Supplier 40	GAS	N	Y	829	\$39,025.77	\$47.08
2012	01	Supplier 40	GAS	Y	N	1	\$65.88	\$65.88
2012	01	Supplier 40	GAS	Y	Y	15	\$801.96	\$53.46

YEAR	MONTH	SERVICE SUPPLIER	SERVICE TYPE	AFFORD ABILITY PROGRAM	LOW INCOME CREDIT	COUNT	DELTA	AVERAGE
2012	01	Supplier 41	EL	N	N	6,612	\$346,134.87	\$52.35
2012	01	Supplier 41	EL	N	Y	1,240	\$45,465.34	\$36.67
2012	01	Supplier 41	EL	Y	N	6	\$284.06	\$47.34
2012	01	Supplier 41	EL	Y	Y	28	\$1,273.19	\$45.47
2012	01	Supplier 41	LIGHTING	N	N	0	\$0.00	\$0.00
2012	01	Supplier 42	EL	N	N	2,035	-\$4,825.97	-\$2.37
2012	01	Supplier 42	EL	N	Y	53	-\$101.10	-\$1.91
2012	01	Supplier 42	LIGHTING	N	N	19	-\$26.29	-\$1.38
2012	01	Supplier 43	GAS	N	N	2,259	\$60,333.99	\$26.71
2012	01	Supplier 43	GAS	N	Y	218	\$3,926.65	\$18.01
2012	01	Supplier 43	GAS	Y	Y	4	\$61.61	\$15.40
2012	01	Supplier 44	GAS	N	N	1,446	\$11,664.42	\$8.07
2012	01	Supplier 44	GAS	N	Y	190	\$1,378.84	\$7.26
2012	01	Supplier 44	GAS	Y	N	1	\$2.37	\$2.37
2012	01	Supplier 44	GAS	Y	Y	1	\$7.33	\$7.33
2012	01	Supplier 45	EL	N	N	270	-\$659.85	-\$2.44
2012	01	Supplier 45	EL	N	Y	14	-\$56.56	-\$4.04
2012	01	Supplier 46	EL	N	N	49	\$1,154.09	\$23.55
2012	01	Supplier 46	EL	N	Y	4	\$35.56	\$8.89
2012	01	Supplier 46	GAS	N	N	23	\$647.84	\$28.17
2012	01	Supplier 46	GAS	N	Y	2	\$15.75	\$7.88
2012	01	Supplier 46	LIGHTING	N	N	0	\$0.00	\$0.00
2012	01	Supplier 48	GAS	N	N	381	\$8,024.97	\$21.06
2012	01	Supplier 48	GAS	N	Y	89	\$1,657.05	\$18.62
2012	01	Supplier 48	GAS	Y	Y	1	\$8.03	\$8.03
2012	01	Supplier 49	EL	N	N	2,211	\$21,460.81	\$9.71
2012	01	Supplier 49	EL	N	Y	1,254	\$13,414.93	\$10.70
2012	01	Supplier 49	EL	Y	N	5	\$122.52	\$24.50
2012	01	Supplier 49	EL	Y	Y	12	\$174.74	\$14.56
2012	01	Supplier 49	GAS	N	N	887	\$11,977.85	\$13.50
2012	01	Supplier 49	GAS	N	Y	908	\$14,274.41	\$15.72
2012	01	Supplier 49	GAS	Y	N	2	\$44.31	\$22.16
2012	01	Supplier 49	GAS	Y	Y	15	\$256.91	\$17.13
2012	01	Supplier 49	LIGHTING	N	N	0	\$0.00	\$0.00
2012	01	Supplier 50	EL	N	N	906	\$16,474.46	\$18.18
2012	01	Supplier 50	EL	N	Y	215	\$4,234.27	\$19.69
2012	01	Supplier 50	EL	Y	N	1	\$21.49	\$21.49
2012	01	Supplier 50	EL	Y	Y	3	\$52.32	\$17.44
2012	01	Supplier 52	EL	N	N	321	\$1,900.56	\$5.92
2012	01	Supplier 52	EL	N	Y	27	\$135.26	\$5.01
2012	01	Supplier 52	GAS	N	N	118	\$639.44	\$5.42
2012	01	Supplier 52	GAS	N	Y	21	\$105.51	\$5.02
2012	02	Supplier 01	EL	N	N	8,795	\$230,289.37	\$26.18
2012	02	Supplier 01	EL	N	Y	1,661	\$42,267.93	\$25.45
2012	02	Supplier 01	EL	Y	N	16	\$420.27	\$26.27
2012	02	Supplier 01	EL	Y	Y	59	\$1,793.20	\$30.39
2012	02	Supplier 01	LIGHTING	N	N	0	\$0.00	\$0.00

YEAR	MONTH	SERVICE SUPPLIER	SERVICE TYPE	AFFORD ABILITY PROGRAM	LOW INCOME CREDIT	COUNT	DELTA	AVERAGE
2012	02	Supplier 02	EL	N	N	20,498	\$415,274.23	\$20.26
2012	02	Supplier 02	EL	N	Y	2,001	\$35,612.58	\$17.80
2012	02	Supplier 02	EL	Y	N	9	\$210.44	\$23.38
2012	02	Supplier 02	EL	Y	Y	48	\$1,084.99	\$22.60
2012	02	Supplier 02	GAS	N	N	10,724	\$400,089.27	\$37.31
2012	02	Supplier 02	GAS	N	Y	1,236	\$42,300.32	\$34.22
2012	02	Supplier 02	GAS	Y	N	3	\$113.60	\$37.87
2012	02	Supplier 02	GAS	Y	Y	27	\$1,009.28	\$37.38
2012	02	Supplier 02	LIGHTING	N	N	0	\$0.00	\$0.00
2012	02	Supplier 03	EL	N	N	61,800	-\$106,588.86	-\$1.72
2012	02	Supplier 03	EL	N	Y	5,027	-\$7,725.01	-\$1.54
2012	02	Supplier 03	EL	Y	N	22	\$31.71	\$1.44
2012	02	Supplier 03	EL	Y	Y	110	-\$189.18	-\$1.72
2012	02	Supplier 03	GAS	N	N	26,864	\$221,106.65	\$8.23
2012	02	Supplier 03	GAS	N	Y	3,144	\$23,798.56	\$7.57
2012	02	Supplier 03	GAS	Y	N	8	\$54.57	\$6.82
2012	02	Supplier 03	GAS	Y	Y	66	\$627.65	\$9.51
2012	02	Supplier 04	EL	N	N	499	\$5,028.67	\$10.08
2012	02	Supplier 04	EL	N	Y	15	-\$62.31	-\$4.15
2012	02	Supplier 04	GAS	N	N	226	\$918.08	\$4.06
2012	02	Supplier 04	GAS	N	Y	8	\$54.34	\$6.79
2012	02	Supplier 04	LIGHTING	N	N	8	-\$4.90	-\$0.61
2012	02	Supplier 05	EL	N	N	618	\$329.65	\$0.53
2012	02	Supplier 05	EL	N	Y	205	\$174.73	\$0.85
2012	02	Supplier 05	EL	Y	N	2	\$7.93	\$3.97
2012	02	Supplier 05	EL	Y	Y	4	\$1.16	\$0.29
2012	02	Supplier 06	GAS	N	N	249	\$3,969.39	\$15.94
2012	02	Supplier 06	GAS	N	Y	117	\$2,289.49	\$19.57
2012	02	Supplier 06	GAS	Y	N	1	\$13.77	\$13.77
2012	02	Supplier 06	GAS	Y	Y	1	\$19.56	\$19.56
2012	02	Supplier 07	EL	N	N	4,399	\$52,616.50	\$11.96
2012	02	Supplier 07	EL	N	Y	1,955	\$26,966.38	\$13.79
2012	02	Supplier 07	EL	Y	N	6	\$117.24	\$19.54
2012	02	Supplier 07	EL	Y	Y	42	\$729.77	\$17.38
2012	02	Supplier 07	GAS	N	N	1,743	\$21,595.60	\$12.39
2012	02	Supplier 07	GAS	N	Y	1,021	\$14,519.71	\$14.22
2012	02	Supplier 07	GAS	Y	N	3	\$44.99	\$15.00
2012	02	Supplier 07	GAS	Y	Y	15	\$249.96	\$16.66
2012	02	Supplier 08	EL	N	N	60	\$2,174.80	\$36.25
2012	02	Supplier 08	EL	N	Y	13	\$600.90	\$46.22
2012	02	Supplier 08	EL	Y	Y	4	\$162.72	\$40.68
2012	02	Supplier 08	LIGHTING	N	N	0	\$0.00	\$0.00
2012	02	Supplier 09	GAS	N	N	489	\$30,138.49	\$61.63
2012	02	Supplier 09	GAS	N	Y	199	\$11,685.80	\$58.72
2012	02	Supplier 09	GAS	Y	Y	3	\$144.20	\$48.07
2012	02	Supplier 10	EL	N	N	1,987	\$83,117.99	\$41.83
2012	02	Supplier 10	EL	N	Y	420	\$15,752.22	\$37.51

YEAR	MONTH	SERVICE SUPPLIER	SERVICE TYPE	AFFORD ABILITY PROGRAM	LOW INCOME CREDIT	COUNT	DELTA	AVERAGE
2012	02	Supplier 10	EL	Y	Y	8	\$652.85	\$81.61
2012	02	Supplier 11	EL	N	N	257	\$3,891.94	\$15.14
2012	02	Supplier 11	EL	N	Y	13	\$139.52	\$10.73
2012	02	Supplier 11	EL	Y	Y	1	\$30.90	\$30.90
2012	02	Supplier 12	EL	N	N	15,880	\$462,781.82	\$29.14
2012	02	Supplier 12	EL	N	Y	2,858	\$77,208.46	\$27.01
2012	02	Supplier 12	EL	Y	N	24	\$868.95	\$36.21
2012	02	Supplier 12	EL	Y	Y	82	\$2,927.69	\$35.70
2012	02	Supplier 12	GAS	N	N	6,364	\$222,717.25	\$35.00
2012	02	Supplier 12	GAS	N	Y	1,789	\$61,368.48	\$34.30
2012	02	Supplier 12	GAS	Y	N	7	\$229.96	\$32.85
2012	02	Supplier 12	GAS	Y	Y	35	\$1,214.86	\$34.71
2012	02	Supplier 13	EL	N	N	366	\$103.12	\$0.28
2012	02	Supplier 13	EL	N	Y	5	\$0.56	\$0.11
2012	02	Supplier 13	LIGHTING	N	N	0	\$0.00	\$0.00
2012	02	Supplier 14	EL	N	N	971	\$14,993.50	\$15.44
2012	02	Supplier 14	EL	N	Y	118	\$1,938.17	\$16.43
2012	02	Supplier 14	EL	Y	N	1	\$8.59	\$8.59
2012	02	Supplier 14	EL	Y	Y	4	\$77.10	\$19.28
2012	02	Supplier 14	GAS	N	N	207	\$1,520.14	\$7.34
2012	02	Supplier 14	GAS	N	Y	30	\$196.33	\$6.54
2012	02	Supplier 14	GAS	Y	Y	1	\$5.81	\$5.81
2012	02	Supplier 15	EL	N	N	117	-\$588.58	-\$5.03
2012	02	Supplier 15	EL	N	Y	1	-\$3.82	-\$3.82
2012	02	Supplier 15	GAS	N	N	33	\$78.60	\$2.38
2012	02	Supplier 15	LIGHTING	N	N	1	-\$0.36	-\$0.36
2012	02	Supplier 16	EL	N	N	197	\$1,024.74	\$5.20
2012	02	Supplier 16	EL	N	Y	1	\$1.33	\$1.33
2012	02	Supplier 17	EL	N	N	1,291	-\$3,073.55	-\$2.38
2012	02	Supplier 17	EL	N	Y	12	-\$27.43	-\$2.29
2012	02	Supplier 17	EL	Y	Y	2	-\$3.72	-\$1.86
2012	02	Supplier 17	LIGHTING	N	N	17	-\$21.41	-\$1.26
2012	02	Supplier 18	EL	N	N	8,006	\$486,075.87	\$60.71
2012	02	Supplier 18	EL	N	Y	209	\$12,149.61	\$58.13
2012	02	Supplier 18	EL	Y	N	4	\$189.19	\$47.30
2012	02	Supplier 18	EL	Y	Y	7	\$554.71	\$79.24
2012	02	Supplier 18	LIGHTING	N	N	1	\$1.35	\$1.35
2012	02	Supplier 19	GAS	N	N	469	\$11,348.51	\$24.20
2012	02	Supplier 19	GAS	N	Y	17	\$337.11	\$19.83
2012	02	Supplier 20	EL	N	N	6,602	\$146,219.69	\$22.15
2012	02	Supplier 20	EL	N	Y	508	\$6,884.08	\$13.55
2012	02	Supplier 20	EL	Y	N	4	\$118.04	\$29.51
2012	02	Supplier 20	EL	Y	Y	13	\$203.61	\$15.66
2012	02	Supplier 20	LIGHTING	N	N	109	\$584.12	\$5.36
2012	02	Supplier 21	GAS	N	N	40	\$102.43	\$2.56
2012	02	Supplier 21	GAS	N	Y	37	\$122.34	\$3.31
2012	02	Supplier 22	EL	N	N	15,630	\$407,639.42	\$26.08

YEAR	MONTH	SERVICE SUPPLIER	SERVICE TYPE	AFFORD ABILITY PROGRAM	LOW INCOME CREDIT	COUNT	DELTA	AVERAGE
2012	02	Supplier 22	EL	N	Y	3,468	\$79,008.34	\$22.78
2012	02	Supplier 22	EL	Y	N	23	\$603.56	\$26.24
2012	02	Supplier 22	EL	Y	Y	71	\$1,921.88	\$27.07
2012	02	Supplier 22	GAS	N	N	10,228	\$340,441.74	\$33.29
2012	02	Supplier 22	GAS	N	Y	2,361	\$79,425.78	\$33.64
2012	02	Supplier 22	GAS	Y	N	6	\$241.00	\$40.17
2012	02	Supplier 22	GAS	Y	Y	37	\$1,216.47	\$32.88
2012	02	Supplier 22	LIGHTING	N	N	1	\$0.38	\$0.38
2012	02	Supplier 23	EL	N	N	67	-\$72.23	-\$1.08
2012	02	Supplier 23	EL	N	Y	3	\$10.20	\$3.40
2012	02	Supplier 23	LIGHTING	N	N	0	\$0.00	\$0.00
2012	02	Supplier 24	EL	N	N	2,219	\$75,606.66	\$34.07
2012	02	Supplier 24	EL	N	Y	340	\$8,724.93	\$25.66
2012	02	Supplier 24	EL	Y	N	6	\$188.71	\$31.45
2012	02	Supplier 24	EL	Y	Y	7	\$193.18	\$27.60
2012	02	Supplier 24	GAS	N	N	1,524	\$80,294.23	\$52.69
2012	02	Supplier 24	GAS	N	Y	380	\$18,544.19	\$48.80
2012	02	Supplier 24	GAS	Y	N	4	\$165.03	\$41.26
2012	02	Supplier 24	GAS	Y	Y	12	\$669.99	\$55.83
2012	02	Supplier 24	LIGHTING	N	N	2	\$6.97	\$3.49
2012	02	Supplier 25	EL	N	N	14,340	\$187,096.75	\$13.05
2012	02	Supplier 25	EL	N	Y	2,295	\$26,440.75	\$11.52
2012	02	Supplier 25	EL	Y	N	14	\$280.28	\$20.02
2012	02	Supplier 25	EL	Y	Y	67	\$1,017.38	\$15.18
2012	02	Supplier 25	GAS	N	N	12,422	\$186,385.49	\$15.00
2012	02	Supplier 25	GAS	N	Y	2,104	\$30,598.63	\$14.54
2012	02	Supplier 25	GAS	Y	N	10	\$164.14	\$16.41
2012	02	Supplier 25	GAS	Y	Y	40	\$692.20	\$17.31
2012	02	Supplier 25	LIGHTING	N	N	0	\$0.00	\$0.00
2012	02	Supplier 26	GAS	N	N	10,494	\$358,567.57	\$34.17
2012	02	Supplier 26	GAS	N	Y	1,401	\$45,355.95	\$32.37
2012	02	Supplier 26	GAS	Y	N	5	\$175.03	\$35.01
2012	02	Supplier 26	GAS	Y	Y	30	\$1,032.10	\$34.40
2012	02	Supplier 27	GAS	N	N	26	-\$437.90	-\$16.84
2012	02	Supplier 27	GAS	N	Y	1	\$0.91	\$0.91
2012	02	Supplier 28	EL	N	N	28,709	\$627,167.46	\$21.85
2012	02	Supplier 28	EL	N	Y	7,971	\$158,308.81	\$19.86
2012	02	Supplier 28	EL	Y	N	58	\$1,621.53	\$27.96
2012	02	Supplier 28	EL	Y	Y	224	\$6,234.23	\$27.83
2012	02	Supplier 28	GAS	N	N	9,678	\$356,508.06	\$36.84
2012	02	Supplier 28	GAS	N	Y	4,870	\$174,726.50	\$35.88
2012	02	Supplier 28	GAS	Y	N	21	\$578.02	\$27.52
2012	02	Supplier 28	GAS	Y	Y	95	\$4,545.05	\$47.84
2012	02	Supplier 28	LIGHTING	N	N	1	\$3.42	\$3.42
2012	02	Supplier 29	EL	N	N	1,109	\$31,216.57	\$28.15
2012	02	Supplier 29	EL	N	Y	439	\$13,755.44	\$31.33
2012	02	Supplier 29	EL	Y	N	2	\$65.66	\$32.83

YEAR	MONTH	SERVICE SUPPLIER	SERVICE TYPE	AFFORD ABILITY PROGRAM	LOW INCOME CREDIT	COUNT	DELTA	AVERAGE
2012	02	Supplier 29	EL	Y	Y	14	\$665.92	\$47.57
2012	02	Supplier 30	GAS	N	N	1,412	\$41,432.12	\$29.34
2012	02	Supplier 30	GAS	N	Y	480	\$14,430.27	\$30.06
2012	02	Supplier 30	GAS	Y	N	3	\$67.69	\$22.56
2012	02	Supplier 30	GAS	Y	Y	13	\$391.22	\$30.09
2012	02	Supplier 32	EL	N	N	168	\$4,609.25	\$27.44
2012	02	Supplier 32	EL	N	Y	2	\$75.64	\$37.82
2012	02	Supplier 32	LIGHTING	N	N	0	\$0.00	\$0.00
2012	02	Supplier 33	EL	N	N	3,939	-\$9,879.65	-\$2.51
2012	02	Supplier 33	EL	N	Y	70	-\$225.83	-\$3.23
2012	02	Supplier 33	EL	Y	N	2	-\$6.36	-\$3.18
2012	02	Supplier 33	EL	Y	Y	3	-\$9.75	-\$3.25
2012	02	Supplier 33	LIGHTING	N	N	6	-\$5.78	-\$0.96
2012	02	Supplier 34	GAS	N	N	19	-\$242.16	-\$12.75
2012	02	Supplier 35	GAS	N	N	1	\$57.40	\$57.40
2012	02	Supplier 36	EL	N	N	2,336	\$1,315.63	\$0.56
2012	02	Supplier 36	EL	N	Y	68	\$217.63	\$3.20
2012	02	Supplier 36	EL	Y	Y	3	\$64.16	\$21.39
2012	02	Supplier 36	GAS	N	N	467	\$20,727.18	\$44.38
2012	02	Supplier 36	GAS	N	Y	24	\$664.47	\$27.69
2012	02	Supplier 36	GAS	Y	Y	1	\$24.09	\$24.09
2012	02	Supplier 36	LIGHTING	N	N	38	-\$10.44	-\$0.27
2012	02	Supplier 37	EL	N	N	958	\$15,291.14	\$15.96
2012	02	Supplier 37	EL	N	Y	155	\$2,599.47	\$16.77
2012	02	Supplier 37	EL	Y	N	1	\$15.86	\$15.86
2012	02	Supplier 37	EL	Y	Y	4	\$76.06	\$19.02
2012	02	Supplier 37	GAS	N	N	404	\$7,827.87	\$19.38
2012	02	Supplier 37	GAS	N	Y	92	\$1,919.27	\$20.86
2012	02	Supplier 37	GAS	Y	N	1	\$5.92	\$5.92
2012	02	Supplier 37	LIGHTING	N	N	0	\$0.00	\$0.00
2012	02	Supplier 38	EL	N	N	676	\$27,850.08	\$41.20
2012	02	Supplier 38	EL	N	Y	82	\$4,060.02	\$49.51
2012	02	Supplier 38	EL	Y	Y	3	\$159.27	\$53.09
2012	02	Supplier 38	GAS	N	N	551	\$13,856.64	\$25.15
2012	02	Supplier 38	GAS	N	Y	107	\$2,886.99	\$26.98
2012	02	Supplier 38	GAS	Y	Y	3	\$72.80	\$24.27
2012	02	Supplier 38	LIGHTING	N	N	0	\$0.00	\$0.00
2012	02	Supplier 40	GAS	N	N	1,679	\$87,599.58	\$52.17
2012	02	Supplier 40	GAS	N	Y	750	\$36,832.34	\$49.11
2012	02	Supplier 40	GAS	Y	N	1	\$83.50	\$83.50
2012	02	Supplier 40	GAS	Y	Y	15	\$742.79	\$49.52
2012	02	Supplier 41	EL	N	N	6,357	\$322,992.68	\$50.81
2012	02	Supplier 41	EL	N	Y	1,144	\$42,671.95	\$37.30
2012	02	Supplier 41	EL	Y	N	6	\$237.44	\$39.57
2012	02	Supplier 41	EL	Y	Y	28	\$1,268.48	\$45.30
2012	02	Supplier 41	LIGHTING	N	N	0	\$0.00	\$0.00
2012	02	Supplier 42	EL	N	N	2,001	-\$6,938.02	-\$3.47

YEAR	MONTH	SERVICE SUPPLIER	SERVICE TYPE	AFFORD ABILITY PROGRAM	LOW INCOME CREDIT	COUNT	DELTA	AVERAGE
2012	02	Supplier 42	EL	N	Y	51	-\$132.90	-\$2.61
2012	02	Supplier 42	LIGHTING	N	N	19	-\$23.31	-\$1.23
2012	02	Supplier 43	GAS	N	N	2,315	\$59,898.73	\$25.87
2012	02	Supplier 43	GAS	N	Y	223	\$4,235.99	\$19.00
2012	02	Supplier 43	GAS	Y	Y	5	\$84.37	\$16.87
2012	02	Supplier 44	GAS	N	N	1,471	\$14,260.68	\$9.69
2012	02	Supplier 44	GAS	N	Y	186	\$1,614.02	\$8.68
2012	02	Supplier 44	GAS	Y	N	1	\$3.66	\$3.66
2012	02	Supplier 44	GAS	Y	Y	1	\$6.55	\$6.55
2012	02	Supplier 45	EL	N	N	321	-\$1,310.30	-\$4.08
2012	02	Supplier 45	EL	N	Y	17	-\$59.33	-\$3.49
2012	02	Supplier 46	EL	N	N	76	\$2,281.03	\$30.01
2012	02	Supplier 46	EL	N	Y	5	\$63.25	\$12.65
2012	02	Supplier 46	GAS	N	N	37	\$1,052.92	\$28.46
2012	02	Supplier 46	GAS	N	Y	4	\$41.66	\$10.42
2012	02	Supplier 46	LIGHTING	N	N	0	\$0.00	\$0.00
2012	02	Supplier 48	GAS	N	N	408	\$2,976.35	\$7.29
2012	02	Supplier 48	GAS	N	Y	75	\$460.64	\$6.14
2012	02	Supplier 48	GAS	Y	Y	1	\$2.01	\$2.01
2012	02	Supplier 49	EL	N	N	3,329	\$38,971.32	\$11.71
2012	02	Supplier 49	EL	N	Y	1,507	\$17,642.87	\$11.71
2012	02	Supplier 49	EL	Y	N	5	\$108.77	\$21.75
2012	02	Supplier 49	EL	Y	Y	12	\$191.10	\$15.93
2012	02	Supplier 49	GAS	N	N	1,446	\$23,053.76	\$15.94
2012	02	Supplier 49	GAS	N	Y	1,039	\$19,359.34	\$18.63
2012	02	Supplier 49	GAS	Y	N	2	\$42.06	\$21.03
2012	02	Supplier 49	GAS	Y	Y	15	\$277.33	\$18.49
2012	02	Supplier 49	LIGHTING	N	N	0	\$0.00	\$0.00
2012	02	Supplier 50	EL	N	N	905	\$15,774.47	\$17.43
2012	02	Supplier 50	EL	N	Y	211	\$4,457.84	\$21.13
2012	02	Supplier 50	EL	Y	N	1	\$10.68	\$10.68
2012	02	Supplier 50	EL	Y	Y	4	\$138.57	\$34.64
2012	02	Supplier 52	EL	N	N	317	\$1,066.39	\$3.36
2012	02	Supplier 52	EL	N	Y	27	\$84.98	\$3.15
2012	02	Supplier 52	GAS	N	N	113	\$788.52	\$6.98
2012	02	Supplier 52	GAS	N	Y	17	\$118.01	\$6.94
2012	03	Supplier 01	EL	N	N	8,881	\$225,134.69	\$25.35
2012	03	Supplier 01	EL	N	Y	1,777	\$46,333.77	\$26.07
2012	03	Supplier 01	EL	Y	N	9	\$275.18	\$30.58
2012	03	Supplier 01	EL	Y	Y	66	\$1,857.65	\$28.15
2012	03	Supplier 01	LIGHTING	N	N	0	\$0.00	\$0.00
2012	03	Supplier 02	EL	N	N	20,638	\$383,767.72	\$18.60
2012	03	Supplier 02	EL	N	Y	2,066	\$34,331.51	\$16.62
2012	03	Supplier 02	EL	Y	N	7	\$156.21	\$22.32
2012	03	Supplier 02	EL	Y	Y	54	\$1,109.61	\$20.55
2012	03	Supplier 02	GAS	N	N	10,598	\$270,660.53	\$25.54
2012	03	Supplier 02	GAS	N	Y	1,208	\$28,485.85	\$23.58

YEAR	MONTH	SERVICE SUPPLIER	SERVICE TYPE	AFFORD ABILITY PROGRAM	LOW INCOME CREDIT	COUNT	DELTA	AVERAGE
2012	03	Supplier 02	GAS	Y	N	2	\$59.66	\$29.83
2012	03	Supplier 02	GAS	Y	Y	28	\$692.12	\$24.72
2012	03	Supplier 02	LIGHTING	N	N	0	\$0.00	\$0.00
2012	03	Supplier 03	EL	N	N	62,635	\$1,888.83	\$0.03
2012	03	Supplier 03	EL	N	Y	5,068	\$732.86	\$0.14
2012	03	Supplier 03	EL	Y	N	22	-\$23.00	-\$1.05
2012	03	Supplier 03	EL	Y	Y	121	\$165.33	\$1.37
2012	03	Supplier 03	GAS	N	N	26,483	\$141,571.89	\$5.35
2012	03	Supplier 03	GAS	N	Y	3,068	\$14,865.66	\$4.85
2012	03	Supplier 03	GAS	Y	N	9	\$18.29	\$2.03
2012	03	Supplier 03	GAS	Y	Y	65	\$471.57	\$7.25
2012	03	Supplier 04	EL	N	N	518	-\$5,554.71	-\$10.72
2012	03	Supplier 04	EL	N	Y	15	-\$71.67	-\$4.78
2012	03	Supplier 04	GAS	N	N	227	\$84.82	\$0.37
2012	03	Supplier 04	GAS	N	Y	8	\$36.41	\$4.55
2012	03	Supplier 04	LIGHTING	N	N	8	-\$14.43	-\$1.80
2012	03	Supplier 05	EL	N	N	583	\$3,655.97	\$6.27
2012	03	Supplier 05	EL	N	Y	192	\$1,278.84	\$6.66
2012	03	Supplier 05	EL	Y	N	1	\$10.13	\$10.13
2012	03	Supplier 05	EL	Y	Y	5	\$38.96	\$7.79
2012	03	Supplier 06	GAS	N	N	247	\$2,557.42	\$10.35
2012	03	Supplier 06	GAS	N	Y	98	\$1,344.39	\$13.72
2012	03	Supplier 06	GAS	Y	N	1	\$6.98	\$6.98
2012	03	Supplier 06	GAS	Y	Y	1	\$18.73	\$18.73
2012	03	Supplier 07	EL	N	N	4,289	\$68,475.73	\$15.97
2012	03	Supplier 07	EL	N	Y	2,027	\$38,423.99	\$18.96
2012	03	Supplier 07	EL	Y	N	6	\$121.44	\$20.24
2012	03	Supplier 07	EL	Y	Y	47	\$1,218.52	\$25.93
2012	03	Supplier 07	GAS	N	N	1,590	\$13,717.06	\$8.63
2012	03	Supplier 07	GAS	N	Y	1,076	\$10,585.97	\$9.84
2012	03	Supplier 07	GAS	Y	N	3	\$36.97	\$12.32
2012	03	Supplier 07	GAS	Y	Y	21	\$263.08	\$12.53
2012	03	Supplier 08	EL	N	N	56	\$2,121.40	\$37.88
2012	03	Supplier 08	EL	N	Y	15	\$654.66	\$43.64
2012	03	Supplier 08	EL	Y	Y	4	\$184.10	\$46.03
2012	03	Supplier 08	LIGHTING	N	N	0	\$0.00	\$0.00
2012	03	Supplier 09	GAS	N	N	436	\$23,501.06	\$53.90
2012	03	Supplier 09	GAS	N	Y	177	\$9,040.73	\$51.08
2012	03	Supplier 09	GAS	Y	Y	2	\$95.96	\$47.98
2012	03	Supplier 10	EL	N	N	1,921	\$88,598.57	\$46.12
2012	03	Supplier 10	EL	N	Y	379	\$16,230.58	\$42.82
2012	03	Supplier 10	EL	Y	Y	8	\$747.12	\$93.39
2012	03	Supplier 11	EL	N	N	265	\$4,931.52	\$18.61
2012	03	Supplier 11	EL	N	Y	13	\$182.10	\$14.01
2012	03	Supplier 11	EL	Y	Y	1	\$44.11	\$44.11
2012	03	Supplier 12	EL	N	N	15,611	\$493,163.28	\$31.59
2012	03	Supplier 12	EL	N	Y	2,852	\$83,583.78	\$29.31

YEAR	MONTH	SERVICE SUPPLIER	SERVICE TYPE	AFFORD ABILITY PROGRAM	LOW INCOME CREDIT	COUNT	DELTA	AVERAGE
2012	03	Supplier 12	EL	Y	N	18	\$671.13	\$37.29
2012	03	Supplier 12	EL	Y	Y	86	\$3,337.35	\$38.81
2012	03	Supplier 12	GAS	N	N	6,137	\$136,770.34	\$22.29
2012	03	Supplier 12	GAS	N	Y	1,733	\$38,176.46	\$22.03
2012	03	Supplier 12	GAS	Y	N	6	\$134.63	\$22.44
2012	03	Supplier 12	GAS	Y	Y	33	\$732.99	\$22.21
2012	03	Supplier 13	EL	N	N	400	-\$300.42	-\$0.75
2012	03	Supplier 13	EL	N	Y	4	-\$7.24	-\$1.81
2012	03	Supplier 13	LIGHTING	N	N	0	\$0.00	\$0.00
2012	03	Supplier 14	EL	N	N	956	\$18,774.35	\$19.64
2012	03	Supplier 14	EL	N	Y	117	\$2,426.68	\$20.74
2012	03	Supplier 14	EL	Y	N	1	\$9.60	\$9.60
2012	03	Supplier 14	EL	Y	Y	4	\$99.38	\$24.85
2012	03	Supplier 14	GAS	N	N	197	-\$374.98	-\$1.90
2012	03	Supplier 14	GAS	N	Y	29	-\$59.44	-\$2.05
2012	03	Supplier 14	GAS	Y	Y	1	-\$1.28	-\$1.28
2012	03	Supplier 15	EL	N	N	123	-\$351.98	-\$2.86
2012	03	Supplier 15	EL	N	Y	1	-\$0.93	-\$0.93
2012	03	Supplier 15	GAS	N	N	34	\$34.14	\$1.00
2012	03	Supplier 15	LIGHTING	N	N	1	-\$0.14	-\$0.14
2012	03	Supplier 16	EL	N	N	218	\$1,046.23	\$4.80
2012	03	Supplier 16	EL	N	Y	1	\$0.74	\$0.74
2012	03	Supplier 17	EL	N	N	1,248	-\$3,391.62	-\$2.72
2012	03	Supplier 17	EL	N	Y	15	-\$28.01	-\$1.87
2012	03	Supplier 17	EL	Y	Y	1	-\$1.74	-\$1.74
2012	03	Supplier 17	LIGHTING	N	N	17	-\$13.00	-\$0.76
2012	03	Supplier 18	EL	N	N	8,051	\$468,984.35	\$58.25
2012	03	Supplier 18	EL	N	Y	200	\$11,088.10	\$55.44
2012	03	Supplier 18	EL	Y	N	3	\$197.85	\$65.95
2012	03	Supplier 18	EL	Y	Y	9	\$540.74	\$60.08
2012	03	Supplier 18	LIGHTING	N	N	1	\$1.25	\$1.25
2012	03	Supplier 19	GAS	N	N	457	\$7,105.61	\$15.55
2012	03	Supplier 19	GAS	N	Y	18	\$197.54	\$10.97
2012	03	Supplier 20	EL	N	N	6,630	\$132,512.60	\$19.99
2012	03	Supplier 20	EL	N	Y	487	\$5,547.35	\$11.39
2012	03	Supplier 20	EL	Y	N	3	\$88.54	\$29.51
2012	03	Supplier 20	EL	Y	Y	12	\$150.77	\$12.56
2012	03	Supplier 20	LIGHTING	N	N	106	\$526.19	\$4.96
2012	03	Supplier 21	GAS	N	N	38	-\$214.01	-\$5.63
2012	03	Supplier 21	GAS	N	Y	31	-\$296.90	-\$9.58
2012	03	Supplier 22	EL	N	N	15,443	\$379,118.32	\$24.55
2012	03	Supplier 22	EL	N	Y	3,383	\$74,358.72	\$21.98
2012	03	Supplier 22	EL	Y	N	11	\$277.60	\$25.24
2012	03	Supplier 22	EL	Y	Y	75	\$2,003.31	\$26.71
2012	03	Supplier 22	GAS	N	N	10,003	\$250,237.33	\$25.02
2012	03	Supplier 22	GAS	N	Y	2,203	\$57,198.57	\$25.96
2012	03	Supplier 22	GAS	Y	N	6	\$157.84	\$26.31

YEAR	MONTH	SERVICE SUPPLIER	SERVICE TYPE	AFFORD ABILITY PROGRAM	LOW INCOME CREDIT	COUNT	DELTA	AVERAGE
2012	03	Supplier 22	GAS	Y	Y	32	\$788.45	\$24.64
2012	03	Supplier 22	LIGHTING	N	N	2	\$1.81	\$0.91
2012	03	Supplier 23	EL	N	N	78	-\$101.63	-\$1.30
2012	03	Supplier 23	EL	N	Y	3	\$13.49	\$4.50
2012	03	Supplier 23	LIGHTING	N	N	0	\$0.00	\$0.00
2012	03	Supplier 24	EL	N	N	2,259	\$82,002.80	\$36.30
2012	03	Supplier 24	EL	N	Y	307	\$8,922.55	\$29.06
2012	03	Supplier 24	EL	Y	N	4	\$144.68	\$36.17
2012	03	Supplier 24	EL	Y	Y	6	\$168.53	\$28.09
2012	03	Supplier 24	GAS	N	N	1,461	\$60,309.01	\$41.28
2012	03	Supplier 24	GAS	N	Y	342	\$13,368.60	\$39.09
2012	03	Supplier 24	GAS	Y	N	4	\$129.02	\$32.26
2012	03	Supplier 24	GAS	Y	Y	10	\$481.79	\$48.18
2012	03	Supplier 24	LIGHTING	N	N	2	\$7.21	\$3.61
2012	03	Supplier 25	EL	N	N	14,394	\$247,913.58	\$17.22
2012	03	Supplier 25	EL	N	Y	2,185	\$34,303.16	\$15.70
2012	03	Supplier 25	EL	Y	N	15	\$361.76	\$24.12
2012	03	Supplier 25	EL	Y	Y	65	\$1,375.43	\$21.16
2012	03	Supplier 25	GAS	N	N	12,233	\$115,654.57	\$9.45
2012	03	Supplier 25	GAS	N	Y	1,958	\$18,623.09	\$9.51
2012	03	Supplier 25	GAS	Y	N	9	\$87.76	\$9.75
2012	03	Supplier 25	GAS	Y	Y	39	\$446.30	\$11.44
2012	03	Supplier 25	LIGHTING	N	N	0	\$0.00	\$0.00
2012	03	Supplier 26	GAS	N	N	10,088	\$241,349.65	\$23.92
2012	03	Supplier 26	GAS	N	Y	1,270	\$29,186.21	\$22.98
2012	03	Supplier 26	GAS	Y	N	4	\$86.94	\$21.74
2012	03	Supplier 26	GAS	Y	Y	30	\$814.44	\$27.15
2012	03	Supplier 27	GAS	N	N	26	-\$724.68	-\$27.87
2012	03	Supplier 27	GAS	N	Y	1	-\$2.13	-\$2.13
2012	03	Supplier 28	EL	N	N	30,039	\$705,101.99	\$23.47
2012	03	Supplier 28	EL	N	Y	8,340	\$178,632.88	\$21.42
2012	03	Supplier 28	EL	Y	N	48	\$1,671.60	\$34.83
2012	03	Supplier 28	EL	Y	Y	229	\$6,950.69	\$30.35
2012	03	Supplier 28	GAS	N	N	9,998	\$242,423.25	\$24.25
2012	03	Supplier 28	GAS	N	Y	4,784	\$108,856.40	\$22.75
2012	03	Supplier 28	GAS	Y	N	15	\$412.25	\$27.48
2012	03	Supplier 28	GAS	Y	Y	106	\$3,299.09	\$31.12
2012	03	Supplier 28	LIGHTING	N	N	1	\$3.59	\$3.59
2012	03	Supplier 29	EL	N	N	1,168	\$37,076.96	\$31.74
2012	03	Supplier 29	EL	N	Y	457	\$15,873.11	\$34.73
2012	03	Supplier 29	EL	Y	N	2	\$117.18	\$58.59
2012	03	Supplier 29	EL	Y	Y	17	\$672.20	\$39.54
2012	03	Supplier 30	GAS	N	N	1,418	\$43,486.48	\$30.67
2012	03	Supplier 30	GAS	N	Y	464	\$15,143.41	\$32.64
2012	03	Supplier 30	GAS	Y	N	3	\$100.40	\$33.47
2012	03	Supplier 30	GAS	Y	Y	12	\$367.81	\$30.65
2012	03	Supplier 32	EL	N	N	181	\$6,782.77	\$37.47

YEAR	MONTH	SERVICE SUPPLIER	SERVICE TYPE	AFFORD ABILITY PROGRAM	LOW INCOME CREDIT	COUNT	DELTA	AVERAGE
2012	03	Supplier 32	EL	N	Y	2	\$86.81	\$43.41
2012	03	Supplier 32	LIGHTING	N	N	0	\$0.00	\$0.00
2012	03	Supplier 33	EL	N	N	4,359	-\$12,741.53	-\$2.92
2012	03	Supplier 33	EL	N	Y	74	-\$249.61	-\$3.37
2012	03	Supplier 33	EL	Y	N	1	-\$3.78	-\$3.78
2012	03	Supplier 33	EL	Y	Y	4	-\$12.28	-\$3.07
2012	03	Supplier 33	LIGHTING	N	N	7	-\$14.72	-\$2.10
2012	03	Supplier 34	GAS	N	N	19	-\$546.30	-\$28.75
2012	03	Supplier 35	GAS	N	N	1	\$42.79	\$42.79
2012	03	Supplier 36	EL	N	N	2,407	\$7,837.46	\$3.26
2012	03	Supplier 36	EL	N	Y	64	\$430.17	\$6.72
2012	03	Supplier 36	EL	Y	N	1	\$1.23	\$1.23
2012	03	Supplier 36	EL	Y	Y	3	\$93.00	\$31.00
2012	03	Supplier 36	GAS	N	N	455	\$5,353.57	\$11.77
2012	03	Supplier 36	GAS	N	Y	24	\$232.58	\$9.69
2012	03	Supplier 36	GAS	Y	Y	1	\$18.23	\$18.23
2012	03	Supplier 36	LIGHTING	N	N	38	\$43.15	\$1.14
2012	03	Supplier 37	EL	N	N	1,108	\$17,398.48	\$15.70
2012	03	Supplier 37	EL	N	Y	158	\$2,714.62	\$17.18
2012	03	Supplier 37	EL	Y	Y	3	\$85.62	\$28.54
2012	03	Supplier 37	GAS	N	N	465	\$3,378.19	\$7.26
2012	03	Supplier 37	GAS	N	Y	91	\$841.94	\$9.25
2012	03	Supplier 37	GAS	Y	N	1	\$5.97	\$5.97
2012	03	Supplier 37	GAS	Y	Y	1	\$13.61	\$13.61
2012	03	Supplier 37	LIGHTING	N	N	0	\$0.00	\$0.00
2012	03	Supplier 38	EL	N	N	660	\$27,075.65	\$41.02
2012	03	Supplier 38	EL	N	Y	75	\$3,741.99	\$49.89
2012	03	Supplier 38	EL	Y	Y	2	\$80.75	\$40.38
2012	03	Supplier 38	GAS	N	N	540	\$14,268.88	\$26.42
2012	03	Supplier 38	GAS	N	Y	107	\$2,796.72	\$26.14
2012	03	Supplier 38	GAS	Y	Y	3	\$96.01	\$32.00
2012	03	Supplier 38	LIGHTING	N	N	0	\$0.00	\$0.00
2012	03	Supplier 40	GAS	N	N	1,573	\$60,187.08	\$38.26
2012	03	Supplier 40	GAS	N	Y	649	\$23,107.89	\$35.61
2012	03	Supplier 40	GAS	Y	Y	13	\$426.11	\$32.78
2012	03	Supplier 41	EL	N	N	6,129	\$325,300.88	\$53.08
2012	03	Supplier 41	EL	N	Y	1,034	\$42,881.39	\$41.47
2012	03	Supplier 41	EL	Y	N	5	\$269.13	\$53.83
2012	03	Supplier 41	EL	Y	Y	27	\$1,396.08	\$51.71
2012	03	Supplier 41	LIGHTING	N	N	0	\$0.00	\$0.00
2012	03	Supplier 42	EL	N	N	2,071	-\$8,805.66	-\$4.25
2012	03	Supplier 42	EL	N	Y	53	-\$167.58	-\$3.16
2012	03	Supplier 42	LIGHTING	N	N	18	-\$44.70	-\$2.48
2012	03	Supplier 43	GAS	N	N	2,244	\$41,085.90	\$18.31
2012	03	Supplier 43	GAS	N	Y	200	\$2,732.62	\$13.66
2012	03	Supplier 44	GAS	N	N	1,416	\$7,192.84	\$5.08
2012	03	Supplier 44	GAS	N	Y	167	\$679.18	\$4.07

YEAR	MONTH	SERVICE SUPPLIER	SERVICE TYPE	AFFORD ABILITY PROGRAM	LOW INCOME CREDIT	COUNT	DELTA	AVERAGE
2012	03	Supplier 44	GAS	Y	N	1	\$1.21	\$1.21
2012	03	Supplier 44	GAS	Y	Y	1	\$1.67	\$1.67
2012	03	Supplier 45	EL	N	N	365	\$53.72	\$0.15
2012	03	Supplier 45	EL	N	Y	18	\$15.18	\$0.84
2012	03	Supplier 46	EL	N	N	78	\$2,751.89	\$35.28
2012	03	Supplier 46	EL	N	Y	5	\$98.31	\$19.66
2012	03	Supplier 46	GAS	N	N	41	\$574.59	\$14.01
2012	03	Supplier 46	GAS	N	Y	5	\$31.04	\$6.21
2012	03	Supplier 46	LIGHTING	N	N	0	\$0.00	\$0.00
2012	03	Supplier 48	GAS	N	N	347	\$792.62	\$2.28
2012	03	Supplier 48	GAS	N	Y	57	\$81.79	\$1.43
2012	03	Supplier 48	GAS	Y	Y	1	\$0.07	\$0.07
2012	03	Supplier 49	EL	N	N	4,597	\$75,929.28	\$16.52
2012	03	Supplier 49	EL	N	Y	1,678	\$27,016.91	\$16.10
2012	03	Supplier 49	EL	Y	N	6	\$160.66	\$26.78
2012	03	Supplier 49	EL	Y	Y	22	\$503.27	\$22.88
2012	03	Supplier 49	GAS	N	N	1,720	\$18,205.86	\$10.58
2012	03	Supplier 49	GAS	N	Y	1,168	\$15,088.86	\$12.92
2012	03	Supplier 49	GAS	Y	Y	14	\$142.33	\$10.17
2012	03	Supplier 49	LIGHTING	N	N	0	\$0.00	\$0.00
2012	03	Supplier 50	EL	N	N	885	\$16,615.05	\$18.77
2012	03	Supplier 50	EL	N	Y	198	\$4,668.96	\$23.58
2012	03	Supplier 50	EL	Y	Y	4	\$145.26	\$36.32
2012	03	Supplier 52	EL	N	N	302	\$697.27	\$2.31
2012	03	Supplier 52	EL	N	Y	29	\$108.72	\$3.75
2012	03	Supplier 52	GAS	N	N	106	\$294.04	\$2.77
2012	03	Supplier 52	GAS	N	Y	18	\$45.27	\$2.52
2012	04	Supplier 01	EL	N	N	8,450	\$234,508.56	\$27.75
2012	04	Supplier 01	EL	N	Y	1,702	\$49,902.76	\$29.32
2012	04	Supplier 01	EL	Y	N	8	\$274.37	\$34.30
2012	04	Supplier 01	EL	Y	Y	66	\$2,098.07	\$31.79
2012	04	Supplier 01	LIGHTING	N	N	0	\$0.00	\$0.00
2012	04	Supplier 02	EL	N	N	19,986	\$412,838.06	\$20.66
2012	04	Supplier 02	EL	N	Y	2,000	\$35,217.53	\$17.61
2012	04	Supplier 02	EL	Y	N	7	\$179.10	\$25.59
2012	04	Supplier 02	EL	Y	Y	51	\$1,217.31	\$23.87
2012	04	Supplier 02	GAS	N	N	10,333	\$110,010.19	\$10.65
2012	04	Supplier 02	GAS	N	Y	1,153	\$11,069.12	\$9.60
2012	04	Supplier 02	GAS	Y	N	2	\$25.57	\$12.79
2012	04	Supplier 02	GAS	Y	Y	27	\$292.84	\$10.85
2012	04	Supplier 02	LIGHTING	N	N	0	\$0.00	\$0.00
2012	04	Supplier 03	EL	N	N	62,744	\$201,835.45	\$3.22
2012	04	Supplier 03	EL	N	Y	4,866	\$13,917.37	\$2.86
2012	04	Supplier 03	EL	Y	N	21	\$59.94	\$2.85
2012	04	Supplier 03	EL	Y	Y	109	\$593.22	\$5.44
2012	04	Supplier 03	GAS	N	N	25,797	\$73,654.03	\$2.86
2012	04	Supplier 03	GAS	N	Y	2,813	\$7,702.61	\$2.74

YEAR	MONTH	SERVICE SUPPLIER	SERVICE TYPE	AFFORD ABILITY PROGRAM	LOW INCOME CREDIT	COUNT	DELTA	AVERAGE
2012	04	Supplier 03	GAS	Y	N	8	\$6.73	\$0.84
2012	04	Supplier 03	GAS	Y	Y	54	\$220.67	\$4.09
2012	04	Supplier 04	EL	N	N	492	\$298.40	\$0.61
2012	04	Supplier 04	EL	N	Y	15	-\$7.41	-\$0.49
2012	04	Supplier 04	GAS	N	N	238	-\$2,422.62	-\$10.18
2012	04	Supplier 04	GAS	N	Y	10	-\$10.53	-\$1.05
2012	04	Supplier 04	LIGHTING	N	N	9	\$17.48	\$1.94
2012	04	Supplier 05	EL	N	N	689	\$8,758.70	\$12.71
2012	04	Supplier 05	EL	N	Y	210	\$2,762.45	\$13.15
2012	04	Supplier 05	EL	Y	N	1	\$16.73	\$16.73
2012	04	Supplier 05	EL	Y	Y	5	\$73.59	\$14.72
2012	04	Supplier 06	GAS	N	N	283	\$557.94	\$1.97
2012	04	Supplier 06	GAS	N	Y	113	\$307.54	\$2.72
2012	04	Supplier 06	GAS	Y	N	1	\$0.71	\$0.71
2012	04	Supplier 06	GAS	Y	Y	1	\$5.13	\$5.13
2012	04	Supplier 07	EL	N	N	3,991	\$73,735.02	\$18.48
2012	04	Supplier 07	EL	N	Y	1,833	\$39,358.19	\$21.47
2012	04	Supplier 07	EL	Y	N	5	\$119.46	\$23.89
2012	04	Supplier 07	EL	Y	Y	42	\$1,278.01	\$30.43
2012	04	Supplier 07	GAS	N	N	1,547	-\$1,869.23	-\$1.21
2012	04	Supplier 07	GAS	N	Y	993	-\$1,768.43	-\$1.78
2012	04	Supplier 07	GAS	Y	N	3	-\$8.24	-\$2.75
2012	04	Supplier 07	GAS	Y	Y	17	-\$38.80	-\$2.28
2012	04	Supplier 08	EL	N	N	33	\$1,334.18	\$40.43
2012	04	Supplier 08	EL	N	Y	8	\$398.47	\$49.81
2012	04	Supplier 08	EL	Y	Y	2	\$112.87	\$56.44
2012	04	Supplier 08	LIGHTING	N	N	0	\$0.00	\$0.00
2012	04	Supplier 09	GAS	N	N	398	\$11,083.08	\$27.85
2012	04	Supplier 09	GAS	N	Y	151	\$4,454.54	\$29.50
2012	04	Supplier 09	GAS	Y	Y	2	\$45.66	\$22.83
2012	04	Supplier 10	EL	N	N	1,769	\$84,690.20	\$47.87
2012	04	Supplier 10	EL	N	Y	330	\$14,736.38	\$44.66
2012	04	Supplier 10	EL	Y	Y	8	\$659.37	\$82.42
2012	04	Supplier 11	EL	N	N	245	\$5,572.98	\$22.75
2012	04	Supplier 11	EL	N	Y	12	\$216.91	\$18.08
2012	04	Supplier 11	EL	Y	Y	1	\$48.86	\$48.86
2012	04	Supplier 12	EL	N	N	14,908	\$508,233.41	\$34.09
2012	04	Supplier 12	EL	N	Y	2,684	\$82,134.68	\$30.60
2012	04	Supplier 12	EL	Y	N	16	\$672.10	\$42.01
2012	04	Supplier 12	EL	Y	Y	83	\$3,458.84	\$41.67
2012	04	Supplier 12	GAS	N	N	6,054	\$48,237.49	\$7.97
2012	04	Supplier 12	GAS	N	Y	1,694	\$12,405.55	\$7.32
2012	04	Supplier 12	GAS	Y	N	6	\$50.81	\$8.47
2012	04	Supplier 12	GAS	Y	Y	31	\$293.53	\$9.47
2012	04	Supplier 13	EL	N	N	363	\$1,466.31	\$4.04
2012	04	Supplier 13	EL	N	Y	4	\$17.75	\$4.44
2012	04	Supplier 13	LIGHTING	N	N	0	\$0.00	\$0.00

YEAR	MONTH	SERVICE SUPPLIER	SERVICE TYPE	AFFORD ABILITY PROGRAM	LOW INCOME CREDIT	COUNT	DELTA	AVERAGE
2012	04	Supplier 14	EL	N	N	907	\$21,977.04	\$24.23
2012	04	Supplier 14	EL	N	Y	110	\$2,632.13	\$23.93
2012	04	Supplier 14	EL	Y	N	1	\$15.07	\$15.07
2012	04	Supplier 14	EL	Y	Y	4	\$131.63	\$32.91
2012	04	Supplier 14	GAS	N	N	192	-\$1,655.79	-\$8.62
2012	04	Supplier 14	GAS	N	Y	27	-\$234.27	-\$8.68
2012	04	Supplier 14	GAS	Y	Y	1	-\$4.78	-\$4.78
2012	04	Supplier 15	EL	N	N	126	-\$144.08	-\$1.14
2012	04	Supplier 15	EL	N	Y	1	\$2.32	\$2.32
2012	04	Supplier 15	GAS	N	N	32	\$32.24	\$1.01
2012	04	Supplier 15	LIGHTING	N	N	1	\$0.86	\$0.86
2012	04	Supplier 16	EL	N	N	179	\$769.20	\$4.30
2012	04	Supplier 16	EL	N	Y	1	\$1.19	\$1.19
2012	04	Supplier 17	EL	N	N	1,278	\$1,657.01	\$1.30
2012	04	Supplier 17	EL	N	Y	16	\$24.55	\$1.53
2012	04	Supplier 17	EL	Y	Y	1	-\$1.37	-\$1.37
2012	04	Supplier 17	LIGHTING	N	N	14	\$9.44	\$0.67
2012	04	Supplier 18	EL	N	N	7,788	\$445,001.05	\$57.14
2012	04	Supplier 18	EL	N	Y	187	\$10,238.30	\$54.75
2012	04	Supplier 18	EL	Y	N	3	\$181.94	\$60.65
2012	04	Supplier 18	EL	Y	Y	9	\$573.42	\$63.71
2012	04	Supplier 18	LIGHTING	N	N	1	\$1.57	\$1.57
2012	04	Supplier 19	GAS	N	N	502	\$2,867.37	\$5.71
2012	04	Supplier 19	GAS	N	Y	20	\$88.90	\$4.45
2012	04	Supplier 20	EL	N	N	5,884	\$139,974.09	\$23.79
2012	04	Supplier 20	EL	N	Y	439	\$5,479.98	\$12.48
2012	04	Supplier 20	EL	Y	N	3	\$81.41	\$27.14
2012	04	Supplier 20	EL	Y	Y	14	\$219.08	\$15.65
2012	04	Supplier 20	LIGHTING	N	N	98	\$620.77	\$6.33
2012	04	Supplier 21	EL	N	N	9	\$245.76	\$27.31
2012	04	Supplier 21	EL	N	Y	13	\$381.23	\$29.33
2012	04	Supplier 21	GAS	N	N	32	-\$312.59	-\$9.77
2012	04	Supplier 21	GAS	N	Y	29	-\$448.98	-\$15.48
2012	04	Supplier 22	EL	N	N	14,709	\$375,978.73	\$25.56
2012	04	Supplier 22	EL	N	Y	3,156	\$71,475.03	\$22.65
2012	04	Supplier 22	EL	Y	N	13	\$354.22	\$27.25
2012	04	Supplier 22	EL	Y	Y	73	\$2,098.85	\$28.75
2012	04	Supplier 22	GAS	N	N	9,728	\$103,444.55	\$10.63
2012	04	Supplier 22	GAS	N	Y	2,114	\$20,522.11	\$9.71
2012	04	Supplier 22	GAS	Y	N	6	\$75.98	\$12.66
2012	04	Supplier 22	GAS	Y	Y	31	\$314.29	\$10.14
2012	04	Supplier 22	LIGHTING	N	N	3	\$8.64	\$2.88
2012	04	Supplier 23	EL	N	N	71	\$473.04	\$6.66
2012	04	Supplier 23	EL	N	Y	4	\$24.94	\$6.24
2012	04	Supplier 23	LIGHTING	N	N	0	\$0.00	\$0.00
2012	04	Supplier 24	EL	N	N	1,951	\$82,700.94	\$42.39
2012	04	Supplier 24	EL	N	Y	273	\$7,823.68	\$28.66

YEAR	MONTH	SERVICE SUPPLIER	SERVICE TYPE	AFFORD ABILITY PROGRAM	LOW INCOME CREDIT	COUNT	DELTA	AVERAGE
2012	04	Supplier 24	EL	Y	N	4	\$174.13	\$43.53
2012	04	Supplier 24	EL	Y	Y	6	\$210.59	\$35.10
2012	04	Supplier 24	GAS	N	N	1,383	\$27,214.04	\$19.68
2012	04	Supplier 24	GAS	N	Y	311	\$6,012.56	\$19.33
2012	04	Supplier 24	GAS	Y	N	4	\$71.22	\$17.81
2012	04	Supplier 24	GAS	Y	Y	9	\$198.78	\$22.09
2012	04	Supplier 24	LIGHTING	N	N	4	\$55.27	\$13.82
2012	04	Supplier 25	EL	N	N	13,565	\$279,142.71	\$20.58
2012	04	Supplier 25	EL	N	Y	2,025	\$37,245.14	\$18.39
2012	04	Supplier 25	EL	Y	N	15	\$433.17	\$28.88
2012	04	Supplier 25	EL	Y	Y	60	\$1,611.23	\$26.85
2012	04	Supplier 25	GAS	N	N	11,715	-\$33,350.56	-\$2.85
2012	04	Supplier 25	GAS	N	Y	1,840	-\$4,874.70	-\$2.65
2012	04	Supplier 25	GAS	Y	N	9	-\$27.41	-\$3.05
2012	04	Supplier 25	GAS	Y	Y	38	-\$106.44	-\$2.80
2012	04	Supplier 25	LIGHTING	N	N	0	\$0.00	\$0.00
2012	04	Supplier 26	GAS	N	N	9,791	\$85,631.73	\$8.75
2012	04	Supplier 26	GAS	N	Y	1,194	\$9,970.90	\$8.35
2012	04	Supplier 26	GAS	Y	N	4	\$33.38	\$8.35
2012	04	Supplier 26	GAS	Y	Y	29	\$305.38	\$10.53
2012	04	Supplier 27	GAS	N	N	23	-\$438.05	-\$19.05
2012	04	Supplier 27	GAS	N	Y	1	-\$1.16	-\$1.16
2012	04	Supplier 28	EL	N	N	28,897	\$768,981.59	\$26.61
2012	04	Supplier 28	EL	N	Y	7,868	\$190,476.52	\$24.21
2012	04	Supplier 28	EL	Y	N	48	\$1,891.71	\$39.41
2012	04	Supplier 28	EL	Y	Y	222	\$7,557.52	\$34.04
2012	04	Supplier 28	GAS	N	N	9,836	\$89,324.05	\$9.08
2012	04	Supplier 28	GAS	N	Y	4,551	\$32,785.96	\$7.20
2012	04	Supplier 28	GAS	Y	N	15	\$175.44	\$11.70
2012	04	Supplier 28	GAS	Y	Y	95	\$1,301.27	\$13.70
2012	04	Supplier 28	LIGHTING	N	N	1	\$4.17	\$4.17
2012	04	Supplier 29	EL	N	N	1,063	\$32,010.53	\$30.11
2012	04	Supplier 29	EL	N	Y	382	\$12,188.30	\$31.91
2012	04	Supplier 29	EL	Y	N	2	\$99.16	\$49.58
2012	04	Supplier 29	EL	Y	Y	14	\$534.68	\$38.19
2012	04	Supplier 30	GAS	N	N	1,273	\$13,251.38	\$10.41
2012	04	Supplier 30	GAS	N	Y	420	\$4,603.23	\$10.96
2012	04	Supplier 30	GAS	Y	N	3	\$43.85	\$14.62
2012	04	Supplier 30	GAS	Y	Y	13	\$188.64	\$14.51
2012	04	Supplier 32	EL	N	N	86	\$1,992.09	\$23.16
2012	04	Supplier 32	EL	N	Y	1	\$8.43	\$8.43
2012	04	Supplier 32	LIGHTING	N	N	0	\$0.00	\$0.00
2012	04	Supplier 33	EL	N	N	3,921	\$4,391.69	\$1.12
2012	04	Supplier 33	EL	N	Y	63	\$53.70	\$0.85
2012	04	Supplier 33	EL	Y	N	1	\$1.05	\$1.05
2012	04	Supplier 33	EL	Y	Y	4	\$3.72	\$0.93
2012	04	Supplier 33	LIGHTING	N	N	7	\$13.21	\$1.89

YEAR	MONTH	SERVICE SUPPLIER	SERVICE TYPE	AFFORD ABILITY PROGRAM	LOW INCOME CREDIT	COUNT	DELTA	AVERAGE
2012	04	Supplier 34	GAS	N	N	19	-\$477.05	-\$25.11
2012	04	Supplier 35	GAS	N	N	1	\$4.26	\$4.26
2012	04	Supplier 36	EL	N	N	2,309	\$22,873.35	\$9.91
2012	04	Supplier 36	EL	N	Y	56	\$690.12	\$12.32
2012	04	Supplier 36	EL	Y	N	1	\$2.37	\$2.37
2012	04	Supplier 36	EL	Y	Y	3	\$120.74	\$40.25
2012	04	Supplier 36	GAS	N	N	452	-\$413.19	-\$0.91
2012	04	Supplier 36	GAS	N	Y	21	-\$25.41	-\$1.21
2012	04	Supplier 36	GAS	Y	Y	1	\$5.73	\$5.73
2012	04	Supplier 36	LIGHTING	N	N	32	\$55.10	\$1.72
2012	04	Supplier 37	EL	N	N	1,242	\$26,659.72	\$21.47
2012	04	Supplier 37	EL	N	Y	167	\$3,622.51	\$21.69
2012	04	Supplier 37	EL	Y	Y	2	\$94.13	\$47.07
2012	04	Supplier 37	GAS	N	N	552	-\$2,097.69	-\$3.80
2012	04	Supplier 37	GAS	N	Y	101	-\$243.31	-\$2.41
2012	04	Supplier 37	GAS	Y	N	1	\$3.43	\$3.43
2012	04	Supplier 37	GAS	Y	Y	1	\$6.41	\$6.41
2012	04	Supplier 37	LIGHTING	N	N	0	\$0.00	\$0.00
2012	04	Supplier 38	EL	N	N	612	\$28,953.04	\$47.31
2012	04	Supplier 38	EL	N	Y	69	\$3,825.26	\$55.44
2012	04	Supplier 38	EL	Y	Y	2	\$92.13	\$46.07
2012	04	Supplier 38	GAS	N	N	502	\$5,390.11	\$10.74
2012	04	Supplier 38	GAS	N	Y	96	\$1,090.23	\$11.36
2012	04	Supplier 38	GAS	Y	Y	3	\$38.92	\$12.97
2012	04	Supplier 38	LIGHTING	N	N	0	\$0.00	\$0.00
2012	04	Supplier 40	GAS	N	N	1,485	\$23,258.77	\$15.66
2012	04	Supplier 40	GAS	N	Y	580	\$8,210.42	\$14.16
2012	04	Supplier 40	GAS	Y	Y	14	\$202.06	\$14.43
2012	04	Supplier 41	EL	N	N	5,700	\$312,034.15	\$54.74
2012	04	Supplier 41	EL	N	Y	922	\$38,457.53	\$41.71
2012	04	Supplier 41	EL	Y	N	5	\$311.03	\$62.21
2012	04	Supplier 41	EL	Y	Y	27	\$1,388.04	\$51.41
2012	04	Supplier 41	LIGHTING	N	N	0	\$0.00	\$0.00
2012	04	Supplier 42	EL	N	N	1,940	\$2,496.66	\$1.29
2012	04	Supplier 42	EL	N	Y	51	\$12.94	\$0.25
2012	04	Supplier 42	LIGHTING	N	N	18	\$20.86	\$1.16
2012	04	Supplier 43	GAS	N	N	2,095	\$20,662.69	\$9.86
2012	04	Supplier 43	GAS	N	Y	175	\$1,291.58	\$7.38
2012	04	Supplier 43	GAS	Y	Y	2	\$17.79	\$8.90
2012	04	Supplier 44	GAS	N	N	1,360	\$619.91	\$0.46
2012	04	Supplier 44	GAS	N	Y	154	\$17.21	\$0.11
2012	04	Supplier 44	GAS	Y	N	1	-\$0.11	-\$0.11
2012	04	Supplier 44	GAS	Y	Y	1	-\$0.43	-\$0.43
2012	04	Supplier 45	EL	N	N	387	\$2,494.50	\$6.45
2012	04	Supplier 45	EL	N	Y	18	\$141.15	\$7.84
2012	04	Supplier 46	EL	N	N	149	\$6,429.52	\$43.15
2012	04	Supplier 46	EL	N	Y	3	\$88.03	\$29.34

YEAR	MONTH	SERVICE SUPPLIER	SERVICE TYPE	AFFORD ABILITY PROGRAM	LOW INCOME CREDIT	COUNT	DELTA	AVERAGE
2012	04	Supplier 46	GAS	N	N	39	\$64.32	\$1.65
2012	04	Supplier 46	GAS	N	Y	3	\$7.48	\$2.49
2012	04	Supplier 48	GAS	N	N	341	-\$1,340.99	-\$3.93
2012	04	Supplier 48	GAS	N	Y	46	-\$193.59	-\$4.21
2012	04	Supplier 48	GAS	Y	Y	1	-\$2.49	-\$2.49
2012	04	Supplier 49	EL	N	N	5,096	\$114,143.86	\$22.40
2012	04	Supplier 49	EL	N	Y	1,639	\$34,549.21	\$21.08
2012	04	Supplier 49	EL	Y	N	6	\$231.99	\$38.67
2012	04	Supplier 49	EL	Y	Y	18	\$571.09	\$31.73
2012	04	Supplier 49	GAS	N	N	1,744	\$2,911.68	\$1.67
2012	04	Supplier 49	GAS	N	Y	1,063	\$2,281.30	\$2.15
2012	04	Supplier 49	GAS	Y	Y	12	\$22.23	\$1.85
2012	04	Supplier 49	LIGHTING	N	N	0	\$0.00	\$0.00
2012	04	Supplier 50	EL	N	N	825	\$16,564.33	\$20.08
2012	04	Supplier 50	EL	N	Y	165	\$3,882.99	\$23.53
2012	04	Supplier 50	EL	Y	Y	4	\$109.64	\$27.41
2012	04	Supplier 51	EL	N	N	26	\$292.50	\$11.25
2012	04	Supplier 52	EL	N	N	293	\$1,672.24	\$5.71
2012	04	Supplier 52	EL	N	Y	26	\$180.37	\$6.94
2012	04	Supplier 52	GAS	N	N	97	-\$275.68	-\$2.84
2012	04	Supplier 52	GAS	N	Y	17	-\$70.47	-\$4.15
2012	05	Supplier 01	EL	N	N	8,862	\$194,610.70	\$21.96
2012	05	Supplier 01	EL	N	Y	1,909	\$40,133.67	\$21.02
2012	05	Supplier 01	EL	Y	N	19	\$549.09	\$28.90
2012	05	Supplier 01	EL	Y	Y	53	\$1,271.45	\$23.99
2012	05	Supplier 01	LIGHTING	N	N	0	\$0.00	\$0.00
2012	05	Supplier 02	EL	N	N	20,772	\$360,142.56	\$17.34
2012	05	Supplier 02	EL	N	Y	2,155	\$30,413.69	\$14.11
2012	05	Supplier 02	EL	Y	N	16	\$285.34	\$17.83
2012	05	Supplier 02	EL	Y	Y	50	\$1,087.68	\$21.75
2012	05	Supplier 02	GAS	N	N	10,528	\$96,418.12	\$9.16
2012	05	Supplier 02	GAS	N	Y	1,259	\$10,207.95	\$8.11
2012	05	Supplier 02	GAS	Y	N	6	\$66.18	\$11.03
2012	05	Supplier 02	GAS	Y	Y	20	\$180.45	\$9.02
2012	05	Supplier 02	LIGHTING	N	N	0	\$0.00	\$0.00
2012	05	Supplier 03	EL	N	N	68,653	\$44,410.09	\$0.65
2012	05	Supplier 03	EL	N	Y	5,354	\$3,042.89	\$0.57
2012	05	Supplier 03	EL	Y	N	33	\$35.62	\$1.08
2012	05	Supplier 03	EL	Y	Y	106	\$223.36	\$2.11
2012	05	Supplier 03	GAS	N	N	28,207	\$103,112.85	\$3.66
2012	05	Supplier 03	GAS	N	Y	3,220	\$10,614.63	\$3.30
2012	05	Supplier 03	GAS	Y	N	13	\$41.54	\$3.20
2012	05	Supplier 03	GAS	Y	Y	63	\$311.35	\$4.94
2012	05	Supplier 04	EL	N	N	493	\$5,650.59	\$11.46
2012	05	Supplier 04	EL	N	Y	16	-\$39.27	-\$2.45
2012	05	Supplier 04	GAS	N	N	254	-\$551.82	-\$2.17
2012	05	Supplier 04	GAS	N	Y	11	\$25.18	\$2.29

YEAR	MONTH	SERVICE SUPPLIER	SERVICE TYPE	AFFORD ABILITY PROGRAM	LOW INCOME CREDIT	COUNT	DELTA	AVERAGE
2012	05	Supplier 04	LIGHTING	N	N	8	\$8.17	\$1.02
2012	05	Supplier 05	EL	N	N	727	\$5,150.33	\$7.08
2012	05	Supplier 05	EL	N	Y	236	\$1,607.28	\$6.81
2012	05	Supplier 05	EL	Y	N	2	\$17.60	\$8.80
2012	05	Supplier 05	EL	Y	Y	3	\$23.06	\$7.69
2012	05	Supplier 06	GAS	N	N	330	\$733.30	\$2.22
2012	05	Supplier 06	GAS	N	Y	149	\$514.23	\$3.45
2012	05	Supplier 06	GAS	Y	N	1	\$3.69	\$3.69
2012	05	Supplier 06	GAS	Y	Y	1	-\$0.79	-\$0.79
2012	05	Supplier 07	EL	N	N	4,183	\$50,638.64	\$12.11
2012	05	Supplier 07	EL	N	Y	2,019	\$27,476.85	\$13.61
2012	05	Supplier 07	EL	Y	N	11	\$231.10	\$21.01
2012	05	Supplier 07	EL	Y	Y	50	\$903.33	\$18.07
2012	05	Supplier 07	GAS	N	N	1,607	-\$7,605.11	-\$4.73
2012	05	Supplier 07	GAS	N	Y	1,102	-\$6,589.94	-\$5.98
2012	05	Supplier 07	GAS	Y	N	2	-\$8.67	-\$4.34
2012	05	Supplier 07	GAS	Y	Y	22	-\$145.20	-\$6.60
2012	05	Supplier 08	EL	N	N	52	\$1,618.50	\$31.13
2012	05	Supplier 08	EL	N	Y	12	\$455.79	\$37.98
2012	05	Supplier 08	EL	Y	N	2	\$98.02	\$49.01
2012	05	Supplier 08	EL	Y	Y	2	\$69.85	\$34.93
2012	05	Supplier 08	LIGHTING	N	N	0	\$0.00	\$0.00
2012	05	Supplier 09	GAS	N	N	406	\$9,020.45	\$22.22
2012	05	Supplier 09	GAS	N	Y	153	\$3,816.89	\$24.95
2012	05	Supplier 09	GAS	Y	Y	1	\$14.90	\$14.90
2012	05	Supplier 10	EL	N	N	1,785	\$66,851.59	\$37.45
2012	05	Supplier 10	EL	N	Y	327	\$11,653.52	\$35.64
2012	05	Supplier 10	EL	Y	N	2	\$252.49	\$126.25
2012	05	Supplier 10	EL	Y	Y	4	\$120.36	\$30.09
2012	05	Supplier 11	EL	N	N	255	\$3,852.96	\$15.11
2012	05	Supplier 11	EL	N	Y	15	\$154.18	\$10.28
2012	05	Supplier 11	EL	Y	Y	1	\$20.57	\$20.57
2012	05	Supplier 12	EL	N	N	15,812	\$431,528.85	\$27.29
2012	05	Supplier 12	EL	N	Y	2,939	\$66,930.96	\$22.77
2012	05	Supplier 12	EL	Y	N	27	\$928.27	\$34.38
2012	05	Supplier 12	EL	Y	Y	78	\$2,292.21	\$29.39
2012	05	Supplier 12	GAS	N	N	6,501	\$39,049.72	\$6.01
2012	05	Supplier 12	GAS	N	Y	1,936	\$9,773.94	\$5.05
2012	05	Supplier 12	GAS	Y	N	7	\$13.92	\$1.99
2012	05	Supplier 12	GAS	Y	Y	40	\$214.04	\$5.35
2012	05	Supplier 13	EL	N	N	377	\$408.40	\$1.08
2012	05	Supplier 13	EL	N	Y	4	\$1.57	\$0.39
2012	05	Supplier 13	LIGHTING	N	N	0	\$0.00	\$0.00
2012	05	Supplier 14	EL	N	N	922	\$15,131.90	\$16.41
2012	05	Supplier 14	EL	N	Y	107	\$1,602.11	\$14.97
2012	05	Supplier 14	EL	Y	N	1	\$6.82	\$6.82
2012	05	Supplier 14	EL	Y	Y	4	\$96.95	\$24.24

YEAR	MONTH	SERVICE SUPPLIER	SERVICE TYPE	AFFORD ABILITY PROGRAM	LOW INCOME CREDIT	COUNT	DELTA	AVERAGE
2012	05	Supplier 14	GAS	N	N	196	-\$1,382.31	-\$7.05
2012	05	Supplier 14	GAS	N	Y	26	-\$189.17	-\$7.28
2012	05	Supplier 14	GAS	Y	Y	1	-\$4.10	-\$4.10
2012	05	Supplier 15	EL	N	N	138	-\$417.15	-\$3.02
2012	05	Supplier 15	EL	N	Y	1	\$0.07	\$0.07
2012	05	Supplier 15	GAS	N	N	38	-\$18.29	-\$0.48
2012	05	Supplier 15	LIGHTING	N	N	1	-\$0.26	-\$0.26
2012	05	Supplier 16	EL	N	N	202	\$395.42	\$1.96
2012	05	Supplier 16	EL	N	Y	1	-\$0.56	-\$0.56
2012	05	Supplier 17	EL	N	N	1,211	-\$1,970.39	-\$1.63
2012	05	Supplier 17	EL	N	Y	14	-\$22.95	-\$1.64
2012	05	Supplier 17	EL	Y	Y	1	-\$1.30	-\$1.30
2012	05	Supplier 17	LIGHTING	N	N	16	-\$13.83	-\$0.86
2012	05	Supplier 18	EL	N	N	8,141	\$416,425.14	\$51.15
2012	05	Supplier 18	EL	N	Y	205	\$9,412.00	\$45.91
2012	05	Supplier 18	EL	Y	N	3	\$143.69	\$47.90
2012	05	Supplier 18	EL	Y	Y	9	\$423.42	\$47.05
2012	05	Supplier 18	LIGHTING	N	N	1	\$1.48	\$1.48
2012	05	Supplier 19	GAS	N	N	621	\$3,355.65	\$5.40
2012	05	Supplier 19	GAS	N	Y	34	\$142.80	\$4.20
2012	05	Supplier 20	EL	N	N	6,154	\$123,529.80	\$20.07
2012	05	Supplier 20	EL	N	Y	438	\$4,253.07	\$9.71
2012	05	Supplier 20	EL	Y	N	6	\$115.87	\$19.31
2012	05	Supplier 20	EL	Y	Y	10	\$92.71	\$9.27
2012	05	Supplier 20	LIGHTING	N	N	103	\$597.47	\$5.80
2012	05	Supplier 21	EL	N	N	86	\$1,752.93	\$20.38
2012	05	Supplier 21	EL	N	Y	50	\$1,057.36	\$21.15
2012	05	Supplier 21	GAS	N	N	40	-\$443.57	-\$11.09
2012	05	Supplier 21	GAS	N	Y	30	-\$421.58	-\$14.05
2012	05	Supplier 22	EL	N	N	14,955	\$328,204.28	\$21.95
2012	05	Supplier 22	EL	N	Y	3,271	\$57,964.16	\$17.72
2012	05	Supplier 22	EL	Y	N	17	\$395.96	\$23.29
2012	05	Supplier 22	EL	Y	Y	74	\$1,485.18	\$20.07
2012	05	Supplier 22	GAS	N	N	9,672	\$115,753.19	\$11.97
2012	05	Supplier 22	GAS	N	Y	2,149	\$21,140.05	\$9.84
2012	05	Supplier 22	GAS	Y	N	5	\$56.66	\$11.33
2012	05	Supplier 22	GAS	Y	Y	34	\$331.42	\$9.75
2012	05	Supplier 22	LIGHTING	N	N	3	\$8.00	\$2.67
2012	05	Supplier 23	EL	N	N	75	\$186.23	\$2.48
2012	05	Supplier 23	EL	N	Y	1	\$7.94	\$7.94
2012	05	Supplier 23	LIGHTING	N	N	0	\$0.00	\$0.00
2012	05	Supplier 24	EL	N	N	1,996	\$63,905.00	\$32.02
2012	05	Supplier 24	EL	N	Y	258	\$5,977.06	\$23.17
2012	05	Supplier 24	EL	Y	N	4	\$107.30	\$26.83
2012	05	Supplier 24	EL	Y	Y	5	\$168.28	\$33.66
2012	05	Supplier 24	GAS	N	N	1,318	\$20,139.48	\$15.28
2012	05	Supplier 24	GAS	N	Y	305	\$4,810.97	\$15.77

YEAR	MONTH	SERVICE SUPPLIER	SERVICE TYPE	AFFORD ABILITY PROGRAM	LOW INCOME CREDIT	COUNT	DELTA	AVERAGE
2012	05	Supplier 24	GAS	Y	N	2	\$30.68	\$15.34
2012	05	Supplier 24	GAS	Y	Y	12	\$241.47	\$20.12
2012	05	Supplier 24	LIGHTING	N	N	4	\$49.79	\$12.45
2012	05	Supplier 25	EL	N	N	13,937	\$183,565.41	\$13.17
2012	05	Supplier 25	EL	N	Y	2,088	\$22,540.79	\$10.80
2012	05	Supplier 25	EL	Y	N	14	\$218.81	\$15.63
2012	05	Supplier 25	EL	Y	Y	63	\$1,093.71	\$17.36
2012	05	Supplier 25	GAS	N	N	11,755	-\$79,210.30	-\$6.74
2012	05	Supplier 25	GAS	N	Y	1,882	-\$13,330.20	-\$7.08
2012	05	Supplier 25	GAS	Y	N	7	-\$41.83	-\$5.98
2012	05	Supplier 25	GAS	Y	Y	42	-\$312.84	-\$7.45
2012	05	Supplier 25	LIGHTING	N	N	0	\$0.00	\$0.00
2012	05	Supplier 26	GAS	N	N	9,782	\$69,559.02	\$7.11
2012	05	Supplier 26	GAS	N	Y	1,189	\$7,715.92	\$6.49
2012	05	Supplier 26	GAS	Y	N	2	\$12.40	\$6.20
2012	05	Supplier 26	GAS	Y	Y	27	\$212.03	\$7.85
2012	05	Supplier 27	GAS	N	N	26	\$63.27	\$2.43
2012	05	Supplier 27	GAS	N	Y	1	\$2.42	\$2.42
2012	05	Supplier 28	EL	N	N	31,287	\$601,377.62	\$19.22
2012	05	Supplier 28	EL	N	Y	8,550	\$135,961.26	\$15.90
2012	05	Supplier 28	EL	Y	N	81	\$2,331.16	\$28.78
2012	05	Supplier 28	EL	Y	Y	219	\$4,942.55	\$22.57
2012	05	Supplier 28	GAS	N	N	10,903	\$75,685.39	\$6.94
2012	05	Supplier 28	GAS	N	Y	5,210	\$25,713.23	\$4.94
2012	05	Supplier 28	GAS	Y	N	21	\$256.11	\$12.20
2012	05	Supplier 28	GAS	Y	Y	116	\$1,083.37	\$9.34
2012	05	Supplier 28	LIGHTING	N	N	1	\$4.10	\$4.10
2012	05	Supplier 29	EL	N	N	1,122	\$19,044.62	\$16.97
2012	05	Supplier 29	EL	N	Y	393	\$7,262.59	\$18.48
2012	05	Supplier 29	EL	Y	N	6	\$149.10	\$24.85
2012	05	Supplier 29	EL	Y	Y	13	\$292.00	\$22.46
2012	05	Supplier 30	GAS	N	N	1,353	-\$737.13	-\$0.54
2012	05	Supplier 30	GAS	N	Y	420	-\$301.51	-\$0.72
2012	05	Supplier 30	GAS	Y	N	3	\$0.32	\$0.11
2012	05	Supplier 30	GAS	Y	Y	13	-\$3.12	-\$0.24
2012	05	Supplier 32	EL	N	N	200	\$6,556.78	\$32.78
2012	05	Supplier 32	EL	N	Y	2	\$60.49	\$30.25
2012	05	Supplier 32	LIGHTING	N	N	0	\$0.00	\$0.00
2012	05	Supplier 33	EL	N	N	4,191	-\$5,603.77	-\$1.34
2012	05	Supplier 33	EL	N	Y	67	-\$86.77	-\$1.30
2012	05	Supplier 33	EL	Y	N	1	-\$2.86	-\$2.86
2012	05	Supplier 33	EL	Y	Y	4	-\$6.89	-\$1.72
2012	05	Supplier 33	LIGHTING	N	N	7	\$5.40	\$0.77
2012	05	Supplier 34	GAS	N	N	23	-\$372.96	-\$16.22
2012	05	Supplier 35	GAS	N	N	2	\$8.79	\$4.40
2012	05	Supplier 36	EL	N	N	2,400	\$6,600.95	\$2.75
2012	05	Supplier 36	EL	N	Y	66	\$346.61	\$5.25

YEAR	MONTH	SERVICE SUPPLIER	SERVICE TYPE	AFFORD ABILITY PROGRAM	LOW INCOME CREDIT	COUNT	DELTA	AVERAGE
2012	05	Supplier 36	EL	Y	N	2	\$10.14	\$5.07
2012	05	Supplier 36	EL	Y	Y	1	\$51.26	\$51.26
2012	05	Supplier 36	GAS	N	N	439	\$1,637.02	\$3.73
2012	05	Supplier 36	GAS	N	Y	27	\$38.02	\$1.41
2012	05	Supplier 36	LIGHTING	N	N	37	\$34.28	\$0.93
2012	05	Supplier 37	EL	N	N	1,433	\$19,985.90	\$13.95
2012	05	Supplier 37	EL	N	Y	221	\$2,886.03	\$13.06
2012	05	Supplier 37	EL	Y	N	1	\$22.69	\$22.69
2012	05	Supplier 37	EL	Y	Y	4	\$108.88	\$27.22
2012	05	Supplier 37	GAS	N	N	650	-\$876.53	-\$1.35
2012	05	Supplier 37	GAS	N	Y	143	-\$136.65	-\$0.96
2012	05	Supplier 37	GAS	Y	Y	1	\$5.91	\$5.91
2012	05	Supplier 37	LIGHTING	N	N	0	\$0.00	\$0.00
2012	05	Supplier 38	EL	N	N	633	\$24,810.34	\$39.19
2012	05	Supplier 38	EL	N	Y	69	\$2,742.99	\$39.75
2012	05	Supplier 38	EL	Y	Y	2	\$73.40	\$36.70
2012	05	Supplier 38	GAS	N	N	519	\$4,515.85	\$8.70
2012	05	Supplier 38	GAS	N	Y	86	\$782.68	\$9.10
2012	05	Supplier 38	GAS	Y	Y	3	\$29.68	\$9.89
2012	05	Supplier 38	LIGHTING	N	N	0	\$0.00	\$0.00
2012	05	Supplier 40	GAS	N	N	1,406	\$17,085.74	\$12.15
2012	05	Supplier 40	GAS	N	Y	531	\$6,115.89	\$11.52
2012	05	Supplier 40	GAS	Y	N	1	\$8.25	\$8.25
2012	05	Supplier 40	GAS	Y	Y	9	\$81.29	\$9.03
2012	05	Supplier 41	EL	N	N	5,736	\$268,214.54	\$46.76
2012	05	Supplier 41	EL	N	Y	830	\$27,858.89	\$33.56
2012	05	Supplier 41	EL	Y	N	8	\$302.51	\$37.81
2012	05	Supplier 41	EL	Y	Y	22	\$894.08	\$40.64
2012	05	Supplier 41	LIGHTING	N	N	0	\$0.00	\$0.00
2012	05	Supplier 42	EL	N	N	1,981	-\$156.74	-\$0.08
2012	05	Supplier 42	EL	N	Y	52	-\$38.84	-\$0.75
2012	05	Supplier 42	LIGHTING	N	N	19	\$34.21	\$1.80
2012	05	Supplier 43	GAS	N	N	2,127	\$27,601.90	\$12.98
2012	05	Supplier 43	GAS	N	Y	179	\$1,617.93	\$9.04
2012	05	Supplier 43	GAS	Y	N	1	\$4.74	\$4.74
2012	05	Supplier 43	GAS	Y	Y	4	\$39.49	\$9.87
2012	05	Supplier 44	GAS	N	N	1,421	\$3,463.18	\$2.44
2012	05	Supplier 44	GAS	N	Y	172	\$424.45	\$2.47
2012	05	Supplier 45	EL	N	N	424	-\$698.14	-\$1.65
2012	05	Supplier 45	EL	N	Y	20	-\$44.43	-\$2.22
2012	05	Supplier 46	EL	N	N	292	\$15,441.79	\$52.88
2012	05	Supplier 46	EL	N	Y	4	\$75.82	\$18.96
2012	05	Supplier 46	GAS	N	N	81	\$501.81	\$6.20
2012	05	Supplier 46	GAS	N	Y	5	\$8.63	\$1.73
2012	05	Supplier 46	LIGHTING	N	N	0	\$0.00	\$0.00
2012	05	Supplier 48	GAS	N	N	382	-\$1,939.33	-\$5.08
2012	05	Supplier 48	GAS	N	Y	58	-\$273.05	-\$4.71

YEAR	MONTH	SERVICE SUPPLIER	SERVICE TYPE	AFFORD ABILITY PROGRAM	LOW INCOME CREDIT	COUNT	DELTA	AVERAGE
2012	05	Supplier 48	GAS	Y	Y	1	-\$1.17	-\$1.17
2012	05	Supplier 49	EL	N	N	5,431	\$86,871.14	\$16.00
2012	05	Supplier 49	EL	N	Y	1,644	\$23,631.93	\$14.37
2012	05	Supplier 49	EL	Y	N	6	\$111.97	\$18.66
2012	05	Supplier 49	EL	Y	Y	29	\$560.68	\$19.33
2012	05	Supplier 49	GAS	N	N	1,705	\$3,705.01	\$2.17
2012	05	Supplier 49	GAS	N	Y	1,055	\$2,563.12	\$2.43
2012	05	Supplier 49	GAS	Y	N	1	\$3.07	\$3.07
2012	05	Supplier 49	GAS	Y	Y	16	\$50.93	\$3.18
2012	05	Supplier 49	LIGHTING	N	N	0	\$0.00	\$0.00
2012	05	Supplier 50	EL	N	N	872	\$11,903.28	\$13.65
2012	05	Supplier 50	EL	N	Y	163	\$2,461.69	\$15.10
2012	05	Supplier 50	EL	Y	Y	4	\$103.35	\$25.84
2012	05	Supplier 51	EL	N	N	45	\$602.51	\$13.39
2012	05	Supplier 51	GAS	N	N	41	-\$362.78	-\$8.85
2012	05	Supplier 52	EL	N	N	364	\$4,779.03	\$13.13
2012	05	Supplier 52	EL	N	Y	126	\$770.18	\$6.11
2012	05	Supplier 52	GAS	N	N	100	-\$106.91	-\$1.07
2012	05	Supplier 52	GAS	N	Y	24	-\$20.19	-\$0.84
2012	05	Supplier 55	EL	N	N	1	\$78.60	\$78.60
2012	06	Supplier 01	EL	N	N	9,352	\$195,558.49	\$20.91
2012	06	Supplier 01	EL	N	Y	2,018	\$32,796.33	\$16.25
2012	06	Supplier 01	EL	Y	N	22	\$491.51	\$22.34
2012	06	Supplier 01	EL	Y	Y	53	\$1,271.86	\$24.00
2012	06	Supplier 01	LIGHTING	N	N	0	\$0.00	\$0.00
2012	06	Supplier 02	EL	N	N	22,138	\$428,454.55	\$19.35
2012	06	Supplier 02	EL	N	Y	2,266	\$30,005.99	\$13.24
2012	06	Supplier 02	EL	Y	N	15	\$315.92	\$21.06
2012	06	Supplier 02	EL	Y	Y	48	\$1,077.97	\$22.46
2012	06	Supplier 02	GAS	N	N	11,052	\$52,200.81	\$4.72
2012	06	Supplier 02	GAS	N	Y	1,266	\$5,441.56	\$4.30
2012	06	Supplier 02	GAS	Y	N	6	\$22.94	\$3.82
2012	06	Supplier 02	GAS	Y	Y	22	\$118.54	\$5.39
2012	06	Supplier 02	LIGHTING	N	N	0	\$0.00	\$0.00
2012	06	Supplier 03	EL	N	N	74,608	\$120,509.85	\$1.62
2012	06	Supplier 03	EL	N	Y	5,756	\$6,853.48	\$1.19
2012	06	Supplier 03	EL	Y	N	35	\$47.98	\$1.37
2012	06	Supplier 03	EL	Y	Y	115	\$364.32	\$3.17
2012	06	Supplier 03	GAS	N	N	30,242	\$55,634.29	\$1.84
2012	06	Supplier 03	GAS	N	Y	3,340	\$5,424.28	\$1.62
2012	06	Supplier 03	GAS	Y	N	14	\$21.02	\$1.50
2012	06	Supplier 03	GAS	Y	Y	67	\$159.07	\$2.37
2012	06	Supplier 04	EL	N	N	548	\$16,918.12	\$30.87
2012	06	Supplier 04	EL	N	Y	16	-\$34.13	-\$2.13
2012	06	Supplier 04	GAS	N	N	267	\$1,047.95	\$3.92
2012	06	Supplier 04	GAS	N	Y	10	\$21.68	\$2.17
2012	06	Supplier 04	LIGHTING	N	N	9	\$16.69	\$1.85

YEAR	MONTH	SERVICE SUPPLIER	SERVICE TYPE	AFFORD ABILITY PROGRAM	LOW INCOME CREDIT	COUNT	DELTA	AVERAGE
2012	06	Supplier 05	EL	N	N	737	\$3,873.74	\$5.26
2012	06	Supplier 05	EL	N	Y	213	\$1,062.17	\$4.99
2012	06	Supplier 05	EL	Y	N	2	\$23.51	\$11.76
2012	06	Supplier 05	EL	Y	Y	3	\$5.44	\$1.81
2012	06	Supplier 06	GAS	N	N	321	\$1,218.42	\$3.80
2012	06	Supplier 06	GAS	N	Y	137	\$649.91	\$4.74
2012	06	Supplier 06	GAS	Y	N	1	\$2.51	\$2.51
2012	06	Supplier 06	GAS	Y	Y	1	\$4.38	\$4.38
2012	06	Supplier 07	EL	N	N	4,251	\$32,911.66	\$7.74
2012	06	Supplier 07	EL	N	Y	2,010	\$16,680.19	\$8.30
2012	06	Supplier 07	EL	Y	N	12	\$200.15	\$16.68
2012	06	Supplier 07	EL	Y	Y	55	\$644.99	\$11.73
2012	06	Supplier 07	GAS	N	N	1,471	\$133.57	\$0.09
2012	06	Supplier 07	GAS	N	Y	1,007	\$203.50	\$0.20
2012	06	Supplier 07	GAS	Y	N	2	\$0.78	\$0.39
2012	06	Supplier 07	GAS	Y	Y	26	\$1.19	\$0.05
2012	06	Supplier 08	EL	N	N	66	\$1,889.71	\$28.63
2012	06	Supplier 08	EL	N	Y	17	\$440.49	\$25.91
2012	06	Supplier 08	EL	Y	N	2	\$100.97	\$50.49
2012	06	Supplier 08	EL	Y	Y	4	\$134.34	\$33.59
2012	06	Supplier 08	LIGHTING	N	N	0	\$0.00	\$0.00
2012	06	Supplier 09	GAS	N	N	394	\$4,861.55	\$12.34
2012	06	Supplier 09	GAS	N	Y	153	\$2,242.27	\$14.66
2012	06	Supplier 09	GAS	Y	Y	1	\$9.80	\$9.80
2012	06	Supplier 10	EL	N	N	1,798	\$66,956.68	\$37.24
2012	06	Supplier 10	EL	N	Y	325	\$10,900.68	\$33.54
2012	06	Supplier 10	EL	Y	N	2	\$213.00	\$106.50
2012	06	Supplier 10	EL	Y	Y	6	\$236.34	\$39.39
2012	06	Supplier 11	EL	N	N	272	\$2,373.55	\$8.73
2012	06	Supplier 11	EL	N	Y	14	\$76.89	\$5.49
2012	06	Supplier 11	EL	Y	Y	1	\$4.43	\$4.43
2012	06	Supplier 12	EL	N	N	16,718	\$389,295.87	\$23.29
2012	06	Supplier 12	EL	N	Y	3,131	\$49,515.94	\$15.81
2012	06	Supplier 12	EL	Y	N	28	\$747.13	\$26.68
2012	06	Supplier 12	EL	Y	Y	85	\$2,073.40	\$24.39
2012	06	Supplier 12	GAS	N	N	6,799	\$35,932.31	\$5.28
2012	06	Supplier 12	GAS	N	Y	2,019	\$9,639.97	\$4.77
2012	06	Supplier 12	GAS	Y	N	7	\$28.83	\$4.12
2012	06	Supplier 12	GAS	Y	Y	43	\$261.41	\$6.08
2012	06	Supplier 13	EL	N	N	398	\$410.65	\$1.03
2012	06	Supplier 13	EL	N	Y	4	\$3.08	\$0.77
2012	06	Supplier 13	LIGHTING	N	N	0	\$0.00	\$0.00
2012	06	Supplier 14	EL	N	N	954	\$3,059.46	\$3.21
2012	06	Supplier 14	EL	N	Y	106	\$327.71	\$3.09
2012	06	Supplier 14	EL	Y	N	1	\$3.18	\$3.18
2012	06	Supplier 14	EL	Y	Y	4	-\$0.73	-\$0.18
2012	06	Supplier 14	GAS	N	N	196	\$10.71	\$0.05

YEAR	MONTH	SERVICE SUPPLIER	SERVICE TYPE	AFFORD ABILITY PROGRAM	LOW INCOME CREDIT	COUNT	DELTA	AVERAGE
2012	06	Supplier 14	GAS	N	Y	26	\$4.95	\$0.19
2012	06	Supplier 14	GAS	Y	Y	1	-\$0.10	-\$0.10
2012	06	Supplier 15	EL	N	N	109	-\$268.28	-\$2.46
2012	06	Supplier 15	EL	N	Y	1	-\$0.55	-\$0.55
2012	06	Supplier 15	GAS	N	N	36	\$64.10	\$1.78
2012	06	Supplier 15	LIGHTING	N	N	0	\$0.00	\$0.00
2012	06	Supplier 16	EL	N	N	233	\$861.89	\$3.70
2012	06	Supplier 16	EL	N	Y	1	\$0.86	\$0.86
2012	06	Supplier 17	EL	N	N	1,205	-\$2,879.85	-\$2.39
2012	06	Supplier 17	EL	N	Y	12	-\$18.65	-\$1.55
2012	06	Supplier 17	EL	Y	Y	1	-\$1.56	-\$1.56
2012	06	Supplier 17	LIGHTING	N	N	18	-\$23.38	-\$1.30
2012	06	Supplier 18	EL	N	N	8,921	\$507,329.21	\$56.87
2012	06	Supplier 18	EL	N	Y	207	\$9,513.45	\$45.96
2012	06	Supplier 18	EL	Y	N	3	\$119.39	\$39.80
2012	06	Supplier 18	EL	Y	Y	9	\$398.14	\$44.24
2012	06	Supplier 18	LIGHTING	N	N	1	\$1.98	\$1.98
2012	06	Supplier 19	GAS	N	N	678	\$3,901.05	\$5.75
2012	06	Supplier 19	GAS	N	Y	34	\$161.09	\$4.74
2012	06	Supplier 20	EL	N	N	6,321	\$139,841.68	\$22.12
2012	06	Supplier 20	EL	N	Y	432	\$4,149.30	\$9.60
2012	06	Supplier 20	EL	Y	N	6	\$94.61	\$15.77
2012	06	Supplier 20	EL	Y	Y	9	\$91.24	\$10.14
2012	06	Supplier 20	LIGHTING	N	N	108	\$678.79	\$6.29
2012	06	Supplier 21	EL	N	N	215	\$5,025.84	\$23.38
2012	06	Supplier 21	EL	N	Y	103	\$2,139.36	\$20.77
2012	06	Supplier 21	GAS	N	N	154	-\$184.92	-\$1.20
2012	06	Supplier 21	GAS	N	Y	137	-\$292.72	-\$2.14
2012	06	Supplier 22	EL	N	N	15,718	\$383,236.18	\$24.38
2012	06	Supplier 22	EL	N	Y	3,278	\$51,505.53	\$15.71
2012	06	Supplier 22	EL	Y	N	17	\$416.69	\$24.51
2012	06	Supplier 22	EL	Y	Y	75	\$1,372.83	\$18.30
2012	06	Supplier 22	GAS	N	N	10,012	\$101,803.54	\$10.17
2012	06	Supplier 22	GAS	N	Y	2,162	\$18,281.74	\$8.46
2012	06	Supplier 22	GAS	Y	N	6	\$58.57	\$9.76
2012	06	Supplier 22	GAS	Y	Y	35	\$322.54	\$9.22
2012	06	Supplier 22	LIGHTING	N	N	3	\$8.14	\$2.71
2012	06	Supplier 23	EL	N	N	83	-\$43.32	-\$0.52
2012	06	Supplier 23	EL	N	Y	1	\$4.55	\$4.55
2012	06	Supplier 23	LIGHTING	N	N	0	\$0.00	\$0.00
2012	06	Supplier 24	EL	N	N	2,024	\$52,640.06	\$26.01
2012	06	Supplier 24	EL	N	Y	265	\$4,509.68	\$17.02
2012	06	Supplier 24	EL	Y	N	4	\$95.58	\$23.90
2012	06	Supplier 24	EL	Y	Y	5	\$137.19	\$27.44
2012	06	Supplier 24	GAS	N	N	1,329	\$12,362.85	\$9.30
2012	06	Supplier 24	GAS	N	Y	298	\$2,668.34	\$8.95
2012	06	Supplier 24	GAS	Y	N	2	\$22.25	\$11.13

YEAR	MONTH	SERVICE SUPPLIER	SERVICE TYPE	AFFORD ABILITY PROGRAM	LOW INCOME CREDIT	COUNT	DELTA	AVERAGE
2012	06	Supplier 24	GAS	Y	Y	13	\$145.51	\$11.19
2012	06	Supplier 24	LIGHTING	N	N	4	\$49.86	\$12.47
2012	06	Supplier 25	EL	N	N	14,633	\$135,628.07	\$9.27
2012	06	Supplier 25	EL	N	Y	2,112	\$14,258.81	\$6.75
2012	06	Supplier 25	EL	Y	N	14	\$143.83	\$10.27
2012	06	Supplier 25	EL	Y	Y	64	\$734.89	\$11.48
2012	06	Supplier 25	GAS	N	N	12,452	-\$1,964.72	-\$0.16
2012	06	Supplier 25	GAS	N	Y	1,920	-\$418.52	-\$0.22
2012	06	Supplier 25	GAS	Y	N	6	-\$0.12	-\$0.02
2012	06	Supplier 25	GAS	Y	Y	46	\$11.92	\$0.26
2012	06	Supplier 25	LIGHTING	N	N	0	\$0.00	\$0.00
2012	06	Supplier 26	GAS	N	N	9,964	\$58,768.00	\$5.90
2012	06	Supplier 26	GAS	N	Y	1,142	\$6,084.76	\$5.33
2012	06	Supplier 26	GAS	Y	N	1	\$7.31	\$7.31
2012	06	Supplier 26	GAS	Y	Y	25	\$177.13	\$7.09
2012	06	Supplier 27	GAS	N	N	30	\$43.25	\$1.44
2012	06	Supplier 27	GAS	N	Y	1	\$2.54	\$2.54
2012	06	Supplier 28	EL	N	N	34,597	\$472,409.26	\$13.65
2012	06	Supplier 28	EL	N	Y	9,232	\$79,395.55	\$8.60
2012	06	Supplier 28	EL	Y	N	88	\$1,859.88	\$21.14
2012	06	Supplier 28	EL	Y	Y	234	\$3,815.21	\$16.30
2012	06	Supplier 28	GAS	N	N	11,968	\$59,363.05	\$4.96
2012	06	Supplier 28	GAS	N	Y	5,468	\$26,788.56	\$4.90
2012	06	Supplier 28	GAS	Y	N	22	\$176.44	\$8.02
2012	06	Supplier 28	GAS	Y	Y	112	\$785.83	\$7.02
2012	06	Supplier 28	LIGHTING	N	N	1	\$4.07	\$4.07
2012	06	Supplier 29	EL	N	N	1,384	\$15,904.04	\$11.49
2012	06	Supplier 29	EL	N	Y	482	\$5,738.47	\$11.91
2012	06	Supplier 29	EL	Y	N	8	\$127.76	\$15.97
2012	06	Supplier 29	EL	Y	Y	13	\$213.02	\$16.39
2012	06	Supplier 29	LIGHTING	N	N	4	\$38.55	\$9.64
2012	06	Supplier 30	GAS	N	N	1,387	\$849.88	\$0.61
2012	06	Supplier 30	GAS	N	Y	403	\$260.25	\$0.65
2012	06	Supplier 30	GAS	Y	N	3	\$1.75	\$0.58
2012	06	Supplier 30	GAS	Y	Y	10	\$9.79	\$0.98
2012	06	Supplier 32	EL	N	N	468	\$5,492.56	\$11.74
2012	06	Supplier 32	EL	N	Y	5	\$22.92	\$4.58
2012	06	Supplier 32	LIGHTING	N	N	0	\$0.00	\$0.00
2012	06	Supplier 33	EL	N	N	4,540	-\$6,777.67	-\$1.49
2012	06	Supplier 33	EL	N	Y	74	-\$99.76	-\$1.35
2012	06	Supplier 33	EL	Y	N	1	-\$3.49	-\$3.49
2012	06	Supplier 33	EL	Y	Y	4	-\$6.22	-\$1.56
2012	06	Supplier 33	LIGHTING	N	N	7	\$11.97	\$1.71
2012	06	Supplier 34	GAS	N	N	22	-\$26.25	-\$1.19
2012	06	Supplier 35	GAS	N	N	2	\$8.24	\$4.12
2012	06	Supplier 36	EL	N	N	2,579	-\$1,860.63	-\$0.72
2012	06	Supplier 36	EL	N	Y	72	-\$5.14	-\$0.07

YEAR	MONTH	SERVICE SUPPLIER	SERVICE TYPE	AFFORD ABILITY PROGRAM	LOW INCOME CREDIT	COUNT	DELTA	AVERAGE
2012	06	Supplier 36	EL	Y	N	2	\$7.04	\$3.52
2012	06	Supplier 36	EL	Y	Y	1	\$9.35	\$9.35
2012	06	Supplier 36	GAS	N	N	442	\$1,265.06	\$2.86
2012	06	Supplier 36	GAS	N	Y	25	\$48.56	\$1.94
2012	06	Supplier 36	LIGHTING	N	N	40	\$12.92	\$0.32
2012	06	Supplier 37	EL	N	N	1,619	\$10,705.10	\$6.61
2012	06	Supplier 37	EL	N	Y	241	\$1,586.97	\$6.58
2012	06	Supplier 37	EL	Y	N	1	\$22.29	\$22.29
2012	06	Supplier 37	EL	Y	Y	6	\$99.22	\$16.54
2012	06	Supplier 37	GAS	N	N	731	\$1,493.00	\$2.04
2012	06	Supplier 37	GAS	N	Y	161	\$472.70	\$2.94
2012	06	Supplier 37	GAS	Y	Y	2	\$6.67	\$3.34
2012	06	Supplier 37	LIGHTING	N	N	0	\$0.00	\$0.00
2012	06	Supplier 38	EL	N	N	649	\$13,612.23	\$20.97
2012	06	Supplier 38	EL	N	Y	63	\$1,284.46	\$20.39
2012	06	Supplier 38	EL	Y	Y	2	\$21.13	\$10.57
2012	06	Supplier 38	GAS	N	N	518	\$3,399.18	\$6.56
2012	06	Supplier 38	GAS	N	Y	85	\$596.72	\$7.02
2012	06	Supplier 38	GAS	Y	Y	4	\$31.79	\$7.95
2012	06	Supplier 38	LIGHTING	N	N	0	\$0.00	\$0.00
2012	06	Supplier 40	GAS	N	N	1,382	\$11,464.22	\$8.30
2012	06	Supplier 40	GAS	N	Y	474	\$4,029.77	\$8.50
2012	06	Supplier 40	GAS	Y	N	1	\$7.98	\$7.98
2012	06	Supplier 40	GAS	Y	Y	7	\$64.64	\$9.23
2012	06	Supplier 41	EL	N	N	5,857	\$251,207.75	\$42.89
2012	06	Supplier 41	EL	N	Y	783	\$22,251.10	\$28.42
2012	06	Supplier 41	EL	Y	N	8	\$276.35	\$34.54
2012	06	Supplier 41	EL	Y	Y	22	\$829.28	\$37.69
2012	06	Supplier 41	LIGHTING	N	N	0	\$0.00	\$0.00
2012	06	Supplier 42	EL	N	N	2,066	\$3,676.13	\$1.78
2012	06	Supplier 42	EL	N	Y	52	-\$8.81	-\$0.17
2012	06	Supplier 42	LIGHTING	N	N	21	\$91.33	\$4.35
2012	06	Supplier 43	GAS	N	N	2,141	\$18,550.47	\$8.66
2012	06	Supplier 43	GAS	N	Y	171	\$1,068.12	\$6.25
2012	06	Supplier 43	GAS	Y	N	1	\$12.86	\$12.86
2012	06	Supplier 43	GAS	Y	Y	3	\$12.15	\$4.05
2012	06	Supplier 44	GAS	N	N	1,351	\$5,406.81	\$4.00
2012	06	Supplier 44	GAS	N	Y	148	\$539.42	\$3.64
2012	06	Supplier 45	EL	N	N	472	-\$6,973.49	-\$14.77
2012	06	Supplier 45	EL	N	Y	23	-\$264.77	-\$11.51
2012	06	Supplier 46	EL	N	N	306	\$14,049.92	\$45.91
2012	06	Supplier 46	EL	N	Y	6	\$59.39	\$9.90
2012	06	Supplier 46	GAS	N	N	87	\$444.54	\$5.11
2012	06	Supplier 46	GAS	N	Y	5	\$15.30	\$3.06
2012	06	Supplier 46	LIGHTING	N	N	0	\$0.00	\$0.00
2012	06	Supplier 48	GAS	N	N	365	-\$5.91	-\$0.02
2012	06	Supplier 48	GAS	N	Y	50	-\$3.01	-\$0.06

YEAR	MONTH	SERVICE SUPPLIER	SERVICE TYPE	AFFORD ABILITY PROGRAM	LOW INCOME CREDIT	COUNT	DELTA	AVERAGE
2012	06	Supplier 48	GAS	Y	Y	1	\$0.01	\$0.01
2012	06	Supplier 49	EL	N	N	5,774	\$56,834.36	\$9.84
2012	06	Supplier 49	EL	N	Y	1,662	\$14,444.35	\$8.69
2012	06	Supplier 49	EL	Y	N	7	\$80.07	\$11.44
2012	06	Supplier 49	EL	Y	Y	32	\$375.22	\$11.73
2012	06	Supplier 49	GAS	N	N	1,756	\$6,456.10	\$3.68
2012	06	Supplier 49	GAS	N	Y	1,015	\$4,279.61	\$4.22
2012	06	Supplier 49	GAS	Y	N	1	\$3.34	\$3.34
2012	06	Supplier 49	GAS	Y	Y	18	\$68.04	\$3.78
2012	06	Supplier 49	LIGHTING	N	N	0	\$0.00	\$0.00
2012	06	Supplier 50	EL	N	N	883	\$5,603.17	\$6.35
2012	06	Supplier 50	EL	N	Y	165	\$1,131.66	\$6.86
2012	06	Supplier 50	EL	Y	Y	4	\$31.26	\$7.82
2012	06	Supplier 51	EL	N	N	78	\$1,537.32	\$19.71
2012	06	Supplier 51	EL	N	Y	0	\$0.00	\$0.00
2012	06	Supplier 51	GAS	N	N	83	\$101.35	\$1.22
2012	06	Supplier 51	GAS	N	Y	2	\$6.69	\$3.35
2012	06	Supplier 52	EL	N	N	618	\$12,055.24	\$19.51
2012	06	Supplier 52	EL	N	Y	384	\$5,443.48	\$14.18
2012	06	Supplier 52	GAS	N	N	255	\$612.10	\$2.40
2012	06	Supplier 52	GAS	N	Y	223	\$797.68	\$3.58
2012	06	Supplier 52	GAS	Y	Y	1	\$1.63	\$1.63
2012	06	Supplier 55	EL	N	N	1	\$60.78	\$60.78
2012	06	Supplier 55	LIGHTING	N	N	0	\$0.00	\$0.00
2012	07	Supplier 01	EL	N	N	8,146	\$206,537.55	\$25.35
2012	07	Supplier 01	EL	N	Y	1,491	\$26,101.42	\$17.51
2012	07	Supplier 01	EL	Y	N	31	\$732.95	\$23.64
2012	07	Supplier 01	EL	Y	Y	44	\$1,244.78	\$28.29
2012	07	Supplier 01	LIGHTING	N	N	14	\$124.77	\$8.91
2012	07	Supplier 02	EL	N	N	20,315	\$302,846.22	\$14.91
2012	07	Supplier 02	EL	N	Y	1,819	\$18,807.65	\$10.34
2012	07	Supplier 02	EL	Y	N	28	\$362.68	\$12.95
2012	07	Supplier 02	EL	Y	Y	48	\$809.94	\$16.87
2012	07	Supplier 02	GAS	N	N	9,849	\$40,727.25	\$4.14
2012	07	Supplier 02	GAS	N	Y	1,040	\$3,819.61	\$3.67
2012	07	Supplier 02	GAS	Y	N	6	\$22.08	\$3.68
2012	07	Supplier 02	GAS	Y	Y	22	\$122.10	\$5.55
2012	07	Supplier 02	LIGHTING	N	N	10	\$49.04	\$4.90
2012	07	Supplier 03	EL	N	N	69,164	-\$452,062.43	-\$6.54
2012	07	Supplier 03	EL	N	Y	4,677	-\$22,115.47	-\$4.73
2012	07	Supplier 03	EL	Y	N	52	-\$283.13	-\$5.44
2012	07	Supplier 03	EL	Y	Y	131	-\$776.41	-\$5.93
2012	07	Supplier 03	GAS	N	N	26,621	\$37,403.52	\$1.41
2012	07	Supplier 03	GAS	N	Y	2,607	\$3,087.07	\$1.18
2012	07	Supplier 03	GAS	Y	N	18	\$20.55	\$1.14
2012	07	Supplier 03	GAS	Y	Y	68	\$95.42	\$1.40
2012	07	Supplier 04	EL	N	N	682	-\$3,397.76	-\$4.98

YEAR	MONTH	SERVICE SUPPLIER	SERVICE TYPE	AFFORD ABILITY PROGRAM	LOW INCOME CREDIT	COUNT	DELTA	AVERAGE
2012	07	Supplier 04	EL	N	Y	18	-\$159.88	-\$8.88
2012	07	Supplier 04	GAS	N	N	245	\$912.19	\$3.72
2012	07	Supplier 04	GAS	N	Y	9	\$14.68	\$1.63
2012	07	Supplier 04	LIGHTING	N	N	125	-\$546.08	-\$4.37
2012	07	Supplier 05	EL	N	N	652	\$12,676.23	\$19.44
2012	07	Supplier 05	EL	N	Y	170	\$2,688.32	\$15.81
2012	07	Supplier 05	EL	Y	N	1	\$42.75	\$42.75
2012	07	Supplier 05	EL	Y	Y	3	\$40.62	\$13.54
2012	07	Supplier 06	GAS	N	N	271	\$1,134.46	\$4.19
2012	07	Supplier 06	GAS	N	Y	104	\$596.03	\$5.73
2012	07	Supplier 06	GAS	Y	N	1	\$2.81	\$2.81
2012	07	Supplier 06	GAS	Y	Y	1	\$3.84	\$3.84
2012	07	Supplier 07	EL	N	N	3,755	\$35,975.05	\$9.58
2012	07	Supplier 07	EL	N	Y	1,496	\$14,713.05	\$9.83
2012	07	Supplier 07	EL	Y	N	14	\$245.61	\$17.54
2012	07	Supplier 07	EL	Y	Y	46	\$617.01	\$13.41
2012	07	Supplier 07	GAS	N	N	1,263	\$2,533.64	\$2.01
2012	07	Supplier 07	GAS	N	Y	779	\$2,005.41	\$2.57
2012	07	Supplier 07	GAS	Y	N	2	\$3.51	\$1.76
2012	07	Supplier 07	GAS	Y	Y	21	\$62.05	\$2.95
2012	07	Supplier 08	EL	N	N	29	\$1,083.98	\$37.38
2012	07	Supplier 08	EL	N	Y	5	\$127.21	\$25.44
2012	07	Supplier 08	EL	Y	N	2	\$142.30	\$71.15
2012	07	Supplier 08	LIGHTING	N	N	1	\$12.57	\$12.57
2012	07	Supplier 09	GAS	N	N	340	\$3,867.50	\$11.38
2012	07	Supplier 09	GAS	N	Y	115	\$1,388.64	\$12.08
2012	07	Supplier 09	GAS	Y	Y	2	\$22.54	\$11.27
2012	07	Supplier 10	EL	N	N	1,603	\$74,950.77	\$46.76
2012	07	Supplier 10	EL	N	Y	252	\$9,995.79	\$39.67
2012	07	Supplier 10	EL	Y	N	3	\$243.10	\$81.03
2012	07	Supplier 10	EL	Y	Y	5	\$233.69	\$46.74
2012	07	Supplier 11	EL	N	N	235	\$748.51	\$3.19
2012	07	Supplier 11	EL	N	Y	12	\$17.71	\$1.48
2012	07	Supplier 11	EL	Y	N	1	-\$0.09	-\$0.09
2012	07	Supplier 12	EL	N	N	14,925	\$327,825.00	\$21.96
2012	07	Supplier 12	EL	N	Y	2,607	\$33,148.83	\$12.72
2012	07	Supplier 12	EL	Y	N	40	\$983.94	\$24.60
2012	07	Supplier 12	EL	Y	Y	74	\$1,442.23	\$19.49
2012	07	Supplier 12	GAS	N	N	7,152	\$39,263.01	\$5.49
2012	07	Supplier 12	GAS	N	Y	1,833	\$9,192.64	\$5.02
2012	07	Supplier 12	GAS	Y	N	10	\$40.35	\$4.04
2012	07	Supplier 12	GAS	Y	Y	39	\$223.96	\$5.74
2012	07	Supplier 13	EL	N	N	347	-\$2,824.01	-\$8.14
2012	07	Supplier 13	EL	N	Y	4	-\$28.19	-\$7.05
2012	07	Supplier 13	LIGHTING	N	N	4	-\$7.32	-\$1.83
2012	07	Supplier 14	EL	N	N	877	-\$3,032.25	-\$3.46
2012	07	Supplier 14	EL	N	Y	84	-\$200.89	-\$2.39

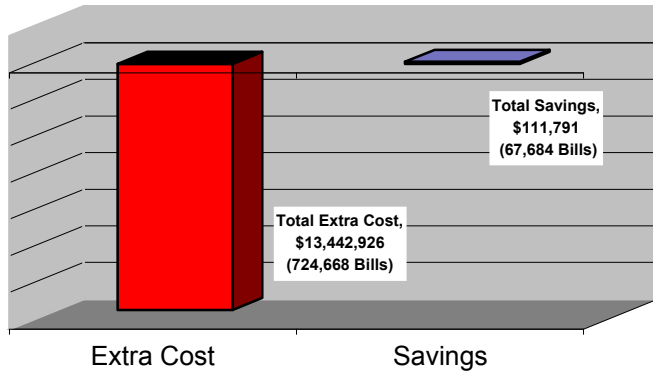
YEAR	MONTH	SERVICE SUPPLIER	SERVICE TYPE	AFFORD ABILITY PROGRAM	LOW INCOME CREDIT	COUNT	DELTA	AVERAGE
2012	07	Supplier 14	EL	Y	N	2	-\$7.92	-\$3.96
2012	07	Supplier 14	EL	Y	Y	3	-\$23.04	-\$7.68
2012	07	Supplier 14	GAS	N	N	184	\$395.81	\$2.15
2012	07	Supplier 14	GAS	N	Y	20	\$45.94	\$2.30
2012	07	Supplier 14	GAS	Y	Y	1	\$2.36	\$2.36
2012	07	Supplier 15	EL	N	N	7	-\$25.80	-\$3.69
2012	07	Supplier 16	EL	N	N	184	-\$241.10	-\$1.31
2012	07	Supplier 16	EL	N	Y	1	-\$0.29	-\$0.29
2012	07	Supplier 17	EL	N	N	1,287	-\$12,167.88	-\$9.45
2012	07	Supplier 17	EL	N	Y	16	-\$211.78	-\$13.24
2012	07	Supplier 17	EL	Y	Y	1	-\$2.07	-\$2.07
2012	07	Supplier 17	LIGHTING	N	N	36	-\$49.51	-\$1.38
2012	07	Supplier 18	EL	N	N	8,177	\$513,407.72	\$62.79
2012	07	Supplier 18	EL	N	Y	170	\$8,793.72	\$51.73
2012	07	Supplier 18	EL	Y	N	6	\$372.14	\$62.02
2012	07	Supplier 18	EL	Y	Y	9	\$428.97	\$47.66
2012	07	Supplier 18	LIGHTING	N	N	68	\$1,066.91	\$15.69
2012	07	Supplier 19	GAS	N	N	775	\$5,578.55	\$7.20
2012	07	Supplier 19	GAS	N	Y	33	\$228.90	\$6.94
2012	07	Supplier 20	EL	N	N	10,881	\$134,201.94	\$12.33
2012	07	Supplier 20	EL	N	Y	520	\$2,819.04	\$5.42
2012	07	Supplier 20	EL	Y	N	10	\$135.77	\$13.58
2012	07	Supplier 20	EL	Y	Y	13	\$83.38	\$6.41
2012	07	Supplier 20	LIGHTING	N	N	267	\$1,192.98	\$4.47
2012	07	Supplier 21	EL	N	N	526	\$14,298.57	\$27.18
2012	07	Supplier 21	EL	N	Y	323	\$9,365.99	\$29.00
2012	07	Supplier 21	EL	Y	N	3	\$131.57	\$43.86
2012	07	Supplier 21	EL	Y	Y	12	\$484.80	\$40.40
2012	07	Supplier 21	GAS	N	N	214	\$967.72	\$4.52
2012	07	Supplier 21	GAS	N	Y	196	\$1,004.67	\$5.13
2012	07	Supplier 21	GAS	Y	N	2	\$9.63	\$4.82
2012	07	Supplier 21	GAS	Y	Y	1	\$6.25	\$6.25
2012	07	Supplier 22	EL	N	N	14,336	\$333,003.82	\$23.23
2012	07	Supplier 22	EL	N	Y	2,699	\$34,352.10	\$12.73
2012	07	Supplier 22	EL	Y	N	27	\$482.97	\$17.89
2012	07	Supplier 22	EL	Y	Y	74	\$915.31	\$12.37
2012	07	Supplier 22	GAS	N	N	9,128	\$84,079.95	\$9.21
2012	07	Supplier 22	GAS	N	Y	1,854	\$14,503.49	\$7.82
2012	07	Supplier 22	GAS	Y	N	4	\$48.42	\$12.11
2012	07	Supplier 22	GAS	Y	Y	35	\$281.80	\$8.05
2012	07	Supplier 22	LIGHTING	N	N	22	-\$11.29	-\$0.51
2012	07	Supplier 23	EL	N	N	65	-\$1,229.46	-\$18.91
2012	07	Supplier 23	EL	N	Y	1	\$0.25	\$0.25
2012	07	Supplier 23	LIGHTING	N	N	4	-\$13.69	-\$3.42
2012	07	Supplier 24	EL	N	N	5,442	\$111,171.00	\$20.43
2012	07	Supplier 24	EL	N	Y	436	\$7,057.90	\$16.19
2012	07	Supplier 24	EL	Y	N	8	\$135.84	\$16.98

YEAR	MONTH	SERVICE SUPPLIER	SERVICE TYPE	AFFORD ABILITY PROGRAM	LOW INCOME CREDIT	COUNT	DELTA	AVERAGE
2012	07	Supplier 24	EL	Y	Y	13	\$320.64	\$24.66
2012	07	Supplier 24	GAS	N	N	1,150	\$9,683.53	\$8.42
2012	07	Supplier 24	GAS	N	Y	221	\$1,718.65	\$7.78
2012	07	Supplier 24	GAS	Y	N	3	\$29.96	\$9.99
2012	07	Supplier 24	GAS	Y	Y	12	\$144.10	\$12.01
2012	07	Supplier 24	LIGHTING	N	N	7	\$89.45	\$12.78
2012	07	Supplier 25	EL	N	N	14,229	\$158,765.14	\$11.16
2012	07	Supplier 25	EL	N	Y	1,934	\$15,695.12	\$8.12
2012	07	Supplier 25	EL	Y	N	27	\$257.99	\$9.56
2012	07	Supplier 25	EL	Y	Y	60	\$769.67	\$12.83
2012	07	Supplier 25	GAS	N	N	10,971	\$21,607.67	\$1.97
2012	07	Supplier 25	GAS	N	Y	1,546	\$2,898.26	\$1.87
2012	07	Supplier 25	GAS	Y	N	12	\$25.75	\$2.15
2012	07	Supplier 25	GAS	Y	Y	35	\$80.54	\$2.30
2012	07	Supplier 25	LIGHTING	N	N	1	\$1.02	\$1.02
2012	07	Supplier 26	GAS	N	N	9,030	\$49,057.22	\$5.43
2012	07	Supplier 26	GAS	N	Y	957	\$4,716.64	\$4.93
2012	07	Supplier 26	GAS	Y	N	4	\$18.08	\$4.52
2012	07	Supplier 26	GAS	Y	Y	25	\$154.27	\$6.17
2012	07	Supplier 27	GAS	N	N	27	\$99.61	\$3.69
2012	07	Supplier 27	GAS	N	Y	1	\$3.22	\$3.22
2012	07	Supplier 28	EL	N	N	31,404	\$323,954.44	\$10.32
2012	07	Supplier 28	EL	N	Y	7,753	\$29,653.88	\$3.82
2012	07	Supplier 28	EL	Y	N	119	\$2,036.70	\$17.12
2012	07	Supplier 28	EL	Y	Y	227	\$1,855.93	\$8.18
2012	07	Supplier 28	GAS	N	N	10,462	\$46,565.80	\$4.45
2012	07	Supplier 28	GAS	N	Y	4,575	\$20,554.58	\$4.49
2012	07	Supplier 28	GAS	Y	N	33	\$215.91	\$6.54
2012	07	Supplier 28	GAS	Y	Y	103	\$558.61	\$5.42
2012	07	Supplier 28	LIGHTING	N	N	23	\$106.92	\$4.65
2012	07	Supplier 29	EL	N	N	2,020	\$12,304.43	\$6.09
2012	07	Supplier 29	EL	N	Y	564	\$4,372.44	\$7.75
2012	07	Supplier 29	EL	Y	N	16	\$196.00	\$12.25
2012	07	Supplier 29	EL	Y	Y	24	\$279.17	\$11.63
2012	07	Supplier 29	LIGHTING	N	N	7	\$0.45	\$0.06
2012	07	Supplier 30	GAS	N	N	1,179	\$2,041.45	\$1.73
2012	07	Supplier 30	GAS	N	Y	358	\$695.63	\$1.94
2012	07	Supplier 30	GAS	Y	N	4	\$5.13	\$1.28
2012	07	Supplier 30	GAS	Y	Y	11	\$28.95	\$2.63
2012	07	Supplier 32	EL	N	N	104	-\$779.11	-\$7.49
2012	07	Supplier 32	EL	N	Y	3	-\$11.69	-\$3.90
2012	07	Supplier 32	LIGHTING	N	N	16	\$82.63	\$5.16
2012	07	Supplier 33	EL	N	N	3,900	-\$43,783.38	-\$11.23
2012	07	Supplier 33	EL	N	Y	47	-\$381.71	-\$8.12
2012	07	Supplier 33	EL	Y	N	1	-\$25.92	-\$25.92
2012	07	Supplier 33	EL	Y	Y	5	-\$52.77	-\$10.55
2012	07	Supplier 33	LIGHTING	N	N	62	-\$287.54	-\$4.64

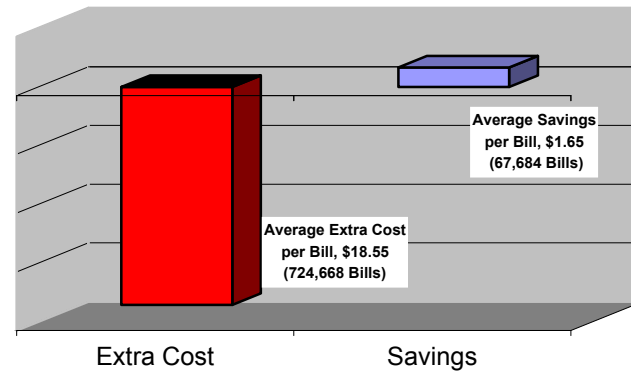
YEAR	MONTH	SERVICE SUPPLIER	SERVICE TYPE	AFFORD ABILITY PROGRAM	LOW INCOME CREDIT	COUNT	DELTA	AVERAGE
2012	07	Supplier 34	GAS	N	N	23	\$14.61	\$0.64
2012	07	Supplier 35	GAS	N	N	3	\$8.98	\$2.99
2012	07	Supplier 36	EL	N	N	2,704	-\$12,344.95	-\$4.57
2012	07	Supplier 36	EL	N	Y	57	-\$189.48	-\$3.32
2012	07	Supplier 36	EL	Y	N	3	-\$1.30	-\$0.43
2012	07	Supplier 36	EL	Y	Y	1	-\$3.14	-\$3.14
2012	07	Supplier 36	GAS	N	N	389	\$1,095.97	\$2.82
2012	07	Supplier 36	GAS	N	Y	19	\$28.91	\$1.52
2012	07	Supplier 36	GAS	Y	N	1	\$4.73	\$4.73
2012	07	Supplier 36	LIGHTING	N	N	129	-\$304.81	-\$2.36
2012	07	Supplier 37	EL	N	N	1,600	\$5,397.72	\$3.37
2012	07	Supplier 37	EL	N	Y	235	\$905.50	\$3.85
2012	07	Supplier 37	EL	Y	N	2	\$18.10	\$9.05
2012	07	Supplier 37	EL	Y	Y	6	-\$7.45	-\$1.24
2012	07	Supplier 37	GAS	N	N	734	\$1,886.03	\$2.57
2012	07	Supplier 37	GAS	N	Y	151	\$460.79	\$3.05
2012	07	Supplier 37	GAS	Y	N	2	\$11.37	\$5.69
2012	07	Supplier 37	GAS	Y	Y	3	\$9.94	\$3.31
2012	07	Supplier 37	LIGHTING	N	N	11	\$15.74	\$1.43
2012	07	Supplier 38	EL	N	N	842	\$27,696.75	\$32.89
2012	07	Supplier 38	EL	N	Y	72	\$2,185.91	\$30.36
2012	07	Supplier 38	EL	Y	Y	4	\$165.30	\$41.33
2012	07	Supplier 38	GAS	N	N	438	\$2,604.17	\$5.95
2012	07	Supplier 38	GAS	N	Y	75	\$481.55	\$6.42
2012	07	Supplier 38	GAS	Y	Y	4	\$28.36	\$7.09
2012	07	Supplier 38	LIGHTING	N	N	13	\$453.42	\$34.88
2012	07	Supplier 40	GAS	N	N	1,212	\$9,573.63	\$7.90
2012	07	Supplier 40	GAS	N	Y	373	\$3,363.98	\$9.02
2012	07	Supplier 40	GAS	Y	N	3	\$21.30	\$7.10
2012	07	Supplier 40	GAS	Y	Y	9	\$79.37	\$8.82
2012	07	Supplier 41	EL	N	N	5,260	\$229,255.10	\$43.58
2012	07	Supplier 41	EL	N	Y	611	\$16,364.41	\$26.78
2012	07	Supplier 41	EL	Y	N	13	\$468.75	\$36.06
2012	07	Supplier 41	EL	Y	Y	18	\$650.71	\$36.15
2012	07	Supplier 41	LIGHTING	N	N	18	\$161.22	\$8.96
2012	07	Supplier 42	EL	N	N	2,214	-\$27,934.30	-\$12.62
2012	07	Supplier 42	EL	N	Y	47	-\$224.80	-\$4.78
2012	07	Supplier 42	LIGHTING	N	N	85	-\$250.34	-\$2.95
2012	07	Supplier 43	GAS	N	N	1,878	\$9,728.36	\$5.18
2012	07	Supplier 43	GAS	N	Y	136	\$497.75	\$3.66
2012	07	Supplier 43	GAS	Y	N	1	\$8.96	\$8.96
2012	07	Supplier 43	GAS	Y	Y	3	\$6.84	\$2.28
2012	07	Supplier 44	GAS	N	N	2	\$10.28	\$5.14
2012	07	Supplier 44	GAS	N	Y	1	\$7.38	\$7.38
2012	07	Supplier 45	EL	N	N	462	-\$12,086.17	-\$26.16
2012	07	Supplier 45	EL	N	Y	23	-\$481.53	-\$20.94
2012	07	Supplier 45	EL	Y	N	1	-\$17.35	-\$17.35

YEAR	MONTH	SERVICE SUPPLIER	SERVICE TYPE	AFFORD ABILITY PROGRAM	LOW INCOME CREDIT	COUNT	DELTA	AVERAGE
2012	07	Supplier 46	EL	N	N	302	\$6,000.83	\$19.87
2012	07	Supplier 46	GAS	N	N	78	\$340.40	\$4.36
2012	07	Supplier 46	GAS	N	Y	1	\$1.21	\$1.21
2012	07	Supplier 48	GAS	N	N	342	\$545.79	\$1.60
2012	07	Supplier 48	GAS	N	Y	44	\$92.15	\$2.09
2012	07	Supplier 49	EL	N	N	6,685	\$29,618.67	\$4.43
2012	07	Supplier 49	EL	N	Y	1,818	\$7,119.34	\$3.92
2012	07	Supplier 49	EL	Y	N	19	\$90.04	\$4.74
2012	07	Supplier 49	EL	Y	Y	40	\$226.44	\$5.66
2012	07	Supplier 49	GAS	N	N	1,805	\$7,650.04	\$4.24
2012	07	Supplier 49	GAS	N	Y	975	\$4,749.46	\$4.87
2012	07	Supplier 49	GAS	Y	N	3	\$18.38	\$6.13
2012	07	Supplier 49	GAS	Y	Y	21	\$110.14	\$5.24
2012	07	Supplier 49	LIGHTING	N	N	5	\$44.84	\$8.97
2012	07	Supplier 50	EL	N	N	770	\$2,167.76	\$2.82
2012	07	Supplier 50	EL	N	Y	143	\$607.56	\$4.25
2012	07	Supplier 50	EL	Y	Y	4	\$8.97	\$2.24
2012	07	Supplier 51	EL	N	N	214	-\$1,644.72	-\$7.69
2012	07	Supplier 51	EL	N	Y	3	-\$2.18	-\$0.73
2012	07	Supplier 51	GAS	N	N	80	\$323.05	\$4.04
2012	07	Supplier 51	GAS	N	Y	2	\$8.33	\$4.17
2012	07	Supplier 52	EL	N	N	878	\$17,554.22	\$19.99
2012	07	Supplier 52	EL	N	Y	673	\$12,109.95	\$17.99
2012	07	Supplier 52	EL	Y	N	1	\$8.48	\$8.48
2012	07	Supplier 52	EL	Y	Y	12	\$344.28	\$28.69
2012	07	Supplier 52	GAS	N	N	440	\$1,506.54	\$3.42
2012	07	Supplier 52	GAS	N	Y	525	\$2,273.63	\$4.33
2012	07	Supplier 52	GAS	Y	N	1	\$1.04	\$1.04
2012	07	Supplier 52	GAS	Y	Y	10	\$38.53	\$3.85
2012	07	Supplier 55	EL	N	N	1	\$35.42	\$35.42
2012	07	Supplier 55	LIGHTING	N	N	1	\$8.32	\$8.32
2012	07	Supplier 56	EL	N	N	1	-\$0.69	-\$0.69

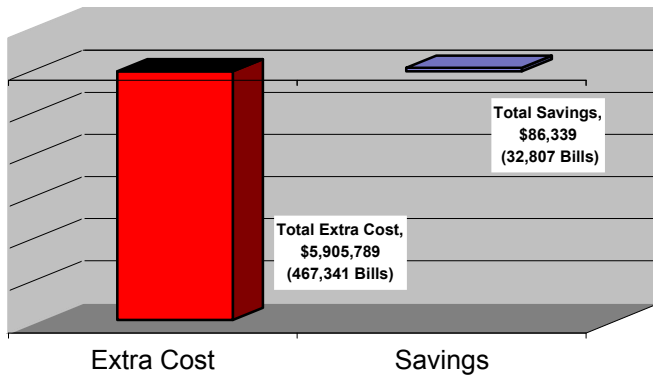
NIMO Low-Income Electricity Customers Supplied By ESCOs: Total Cost vs. Total Savings: August 2010 - July 2012



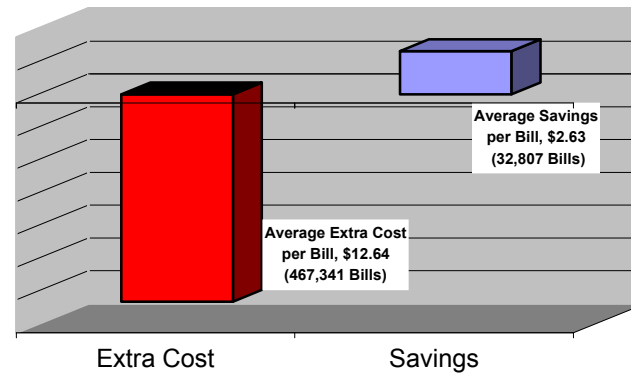
NIMO Low-Income Electricity Customers Supplied By ESCOs: Average Cost vs. Savings Per Bill: August 2010 - July 2012



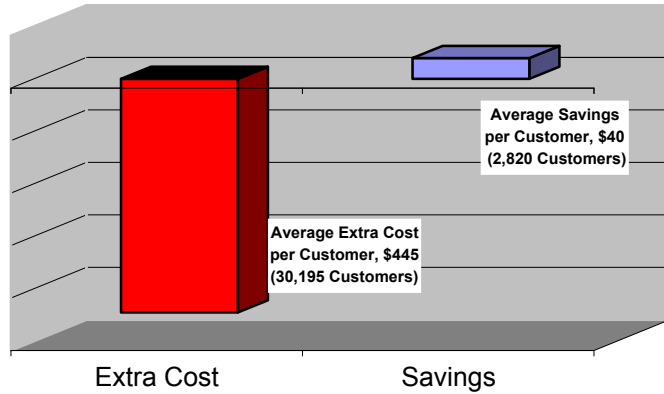
NIMO Low-Income Gas Customers Supplied By ESCOs: Total Cost vs. Total Savings: August 2010 - July 2012



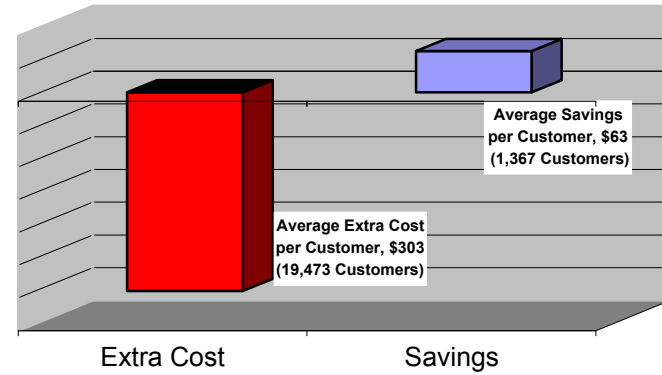
NIMO Low-Income Gas Customers Supplied By ESCOs: Average Cost vs. Savings Per Bill: August 2010 - July 2012



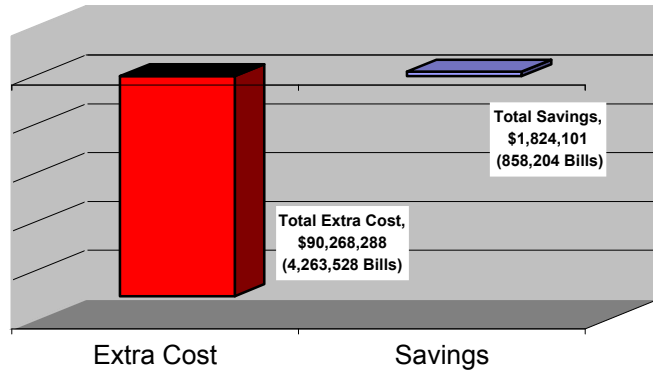
NIMO Low-Income Electricity Customers Supplied By ESCOs: Average Cost vs. Savings Per Customer Over 24 Months: August 2010 - July 2012



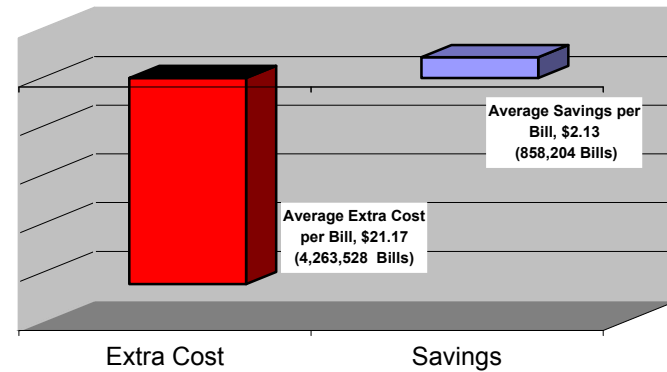
NIMO Low-Income Gas Customers Supplied By ESCOs: Average Cost vs. Savings Per Customer Over 24 Months: August 2010 - July 2012



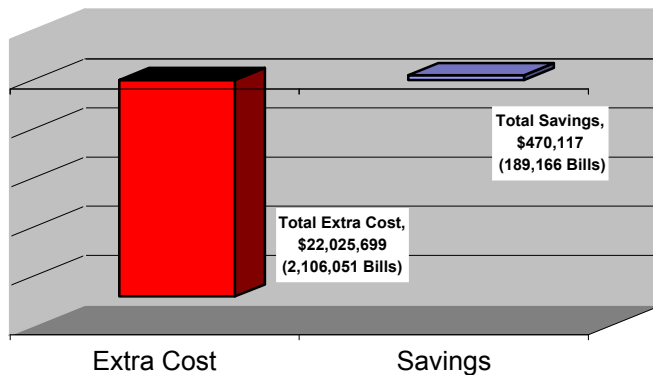
NIMO Bills of Regular Electricity Customers Supplied By ESCOs: Total Cost vs. Total Savings: August 2010 - July 2012



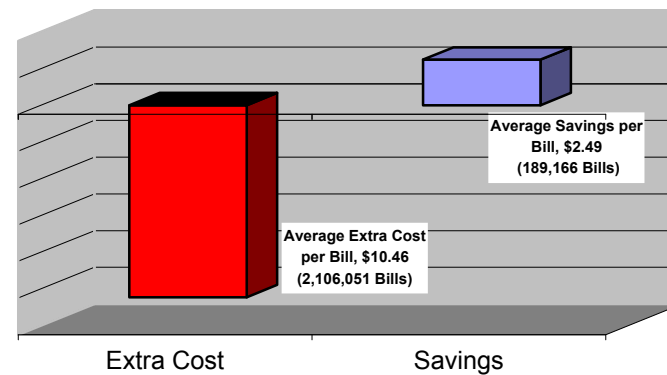
NIMO Bills of Regular Electricity Customers Supplied By ESCOs: Average Cost vs. Savings Per Bill: August 2010 - July 2012



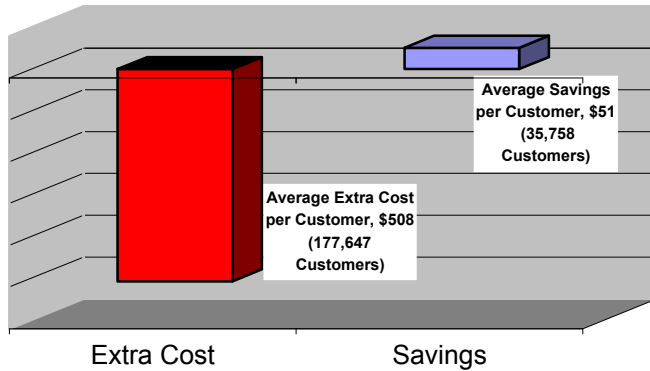
NIMO Bills of Regular Gas Customers Supplied By ESCOs: Total Cost vs. Total Savings: August 2010 - July 2012



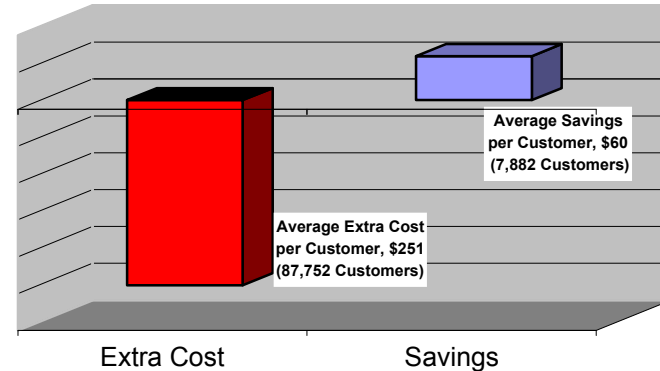
NIMO Bills of Regular Gas Customers Supplied By ESCOs: Average Cost vs. Savings Per Bill: August 2010 - July 2012



NIMO Regular Electricity Customers Supplied By ESCOs: Average Cost vs. Savings Per Customer Over 24 Months: August 2010 - July 2012



NIMO Regular Gas Customers Supplied By ESCOs: Average Cost vs. Savings Per Customer Over 24 Months: August 2010 - July 2012



Electricity										
Customer		Number of Bills			Estimated # of Customers			Extra Cost vs. Savings To Use ESCO		
Type		Higher	Lower	Total	Higher	Lower	Total	Extra Cost	Savings	Net Extra Cost
Low Income	Amount	724,668	67,684	792,352	30,195	2,820	33,015	\$13,442,926	\$111,791	\$13,331,134
	% of Total	91.5%	8.5%	100.0%	91.5%	8.5%	100.0%	n/a	n/a	n/a
	Avg./Customer							\$445.21	\$39.64	\$403.79
Regular	Amount	4,263,528	858,204	5,121,732	177,647	35,759	213,406	\$90,268,288	\$1,824,101	\$88,444,187
	% of Total	83.2%	16.8%	100.0%	83.2%	16.8%	100.0%	n/a	n/a	n/a
	Avg./Customer							\$508.13	\$51.01	\$414.44
Total	Amount	4,988,196	925,888	5,914,084	207,842	38,579	246,420	\$103,711,214	\$1,935,893	\$101,775,321
	% of Total	84.3%	15.7%	100.0%	84.3%	15.7%	100.0%	n/a	n/a	n/a
	Avg./Customer							\$498.99	\$50.18	\$413.02
Gas										
Customer		Number of Bills			Estimated # of Customers			Extra Cost vs. Savings To Use ESCO		
Type		Higher	Lower	Total	Higher	Lower	Total	Extra Cost	Savings	Net Extra Cost
Low Income	Amount	467,341	32,807	500,148	19,473	1,367	20,840	\$5,905,789	\$86,339	\$5,819,450
	% of Total	93.4%	6.6%	100.0%	93.4%	6.6%	100.0%	n/a	n/a	n/a
	Avg./Customer							\$303.29	\$63.16	\$279.25
Regular	Amount	2,106,051	189,166	2,295,217	87,752	7,882	95,634	\$22,025,699	\$470,117	\$21,555,582
	% of Total	91.8%	8.2%	100.0%	91.8%	8.2%	100.0%	n/a	n/a	n/a
	Avg./Customer							\$251.00	\$59.64	\$225.40
Total	Amount	2,573,392	221,973	2,795,365	107,225	9,249	116,474	\$27,931,488	\$556,456	\$27,375,032
	% of Total	92.1%	7.9%	100.0%	92.1%	7.9%	100.0%	n/a	n/a	n/a
	Avg./Customer							\$260.49	\$60.16	\$235.03
Total										
Customer		Number of Bills			Estimated # of Customers			Extra Cost vs. Savings To Use ESCO		
Type		Higher	Lower	Total	Higher	Lower	Total	Extra Cost	Savings	Net Extra Cost
Low Income	Amount	1,192,009	100,491	1,292,500	n/a	n/a	n/a	\$19,348,714	\$198,130	\$19,150,584
	% of Total	92.2%	7.8%	100.0%	n/a	n/a	n/a	n/a	n/a	n/a
	Avg./Customer									
Regular	Amount	6,369,579	1,047,370	7,416,949	n/a	n/a	n/a	\$112,293,988	\$2,294,218	\$109,999,770
	% of Total	85.9%	14.1%	100.0%	n/a	n/a	n/a	n/a	n/a	n/a
	Avg./Customer									
Total	Amount	7,561,588	1,147,861	8,709,449	n/a	n/a	n/a	\$131,642,702	\$2,492,348	\$129,150,354
	% of Total	86.8%	13.2%	100.0%	n/a	n/a	n/a	n/a	n/a	n/a