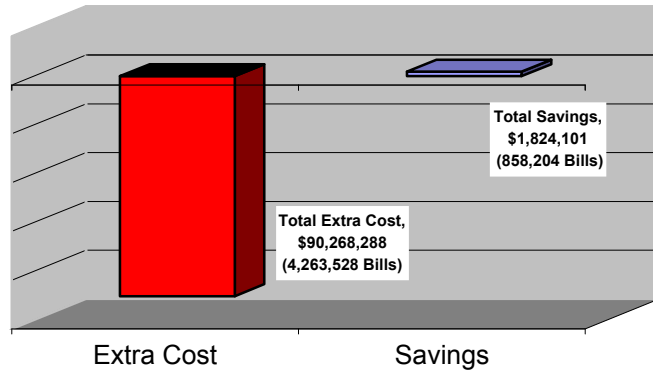
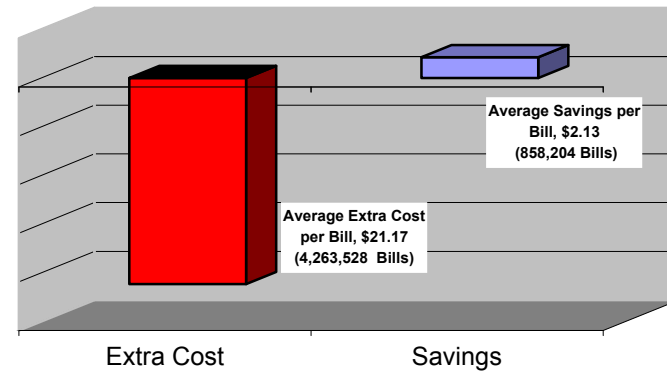


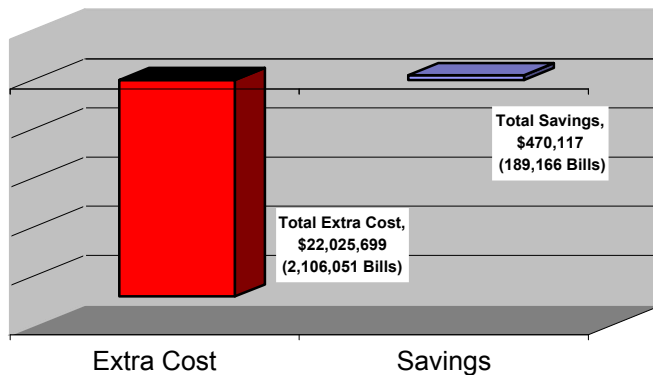
**NIMO Bills of Regular Electricity Customers Supplied By ESCOs: Total Cost vs. Total Savings: August 2010 - July 2012**



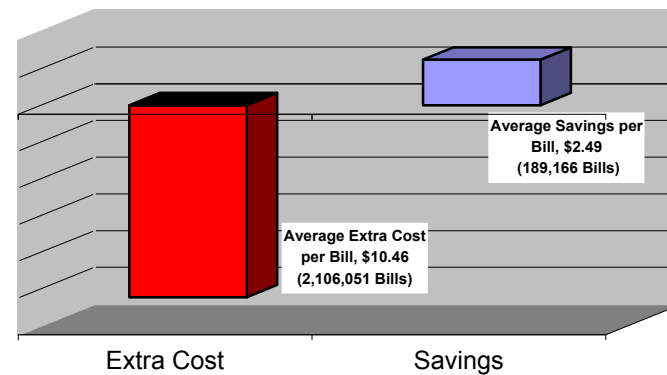
**NIMO Bills of Regular Electricity Customers Supplied By ESCOs: Average Cost vs. Savings Per Bill: August 2010 - July 2012**



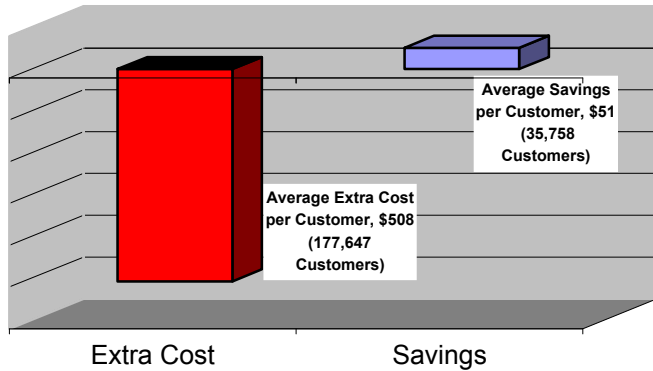
**NIMO Bills of Regular Gas Customers Supplied By ESCOs: Total Cost vs. Total Savings: August 2010 - July 2012**



**NIMO Bills of Regular Gas Customers Supplied By ESCOs: Average Cost vs. Savings Per Bill: August 2010 - July 2012**



**NIMO Regular Electricity Customers Supplied By ESCOs: Average Cost vs. Savings Per Customer Over 24 Months: August 2010 - July 2012**



**NIMO Regular Gas Customers Supplied By ESCOs: Average Cost vs. Savings Per Customer Over 24 Months: August 2010 - July 2012**

